



Monthly Investment Summary Report

September through December 2024

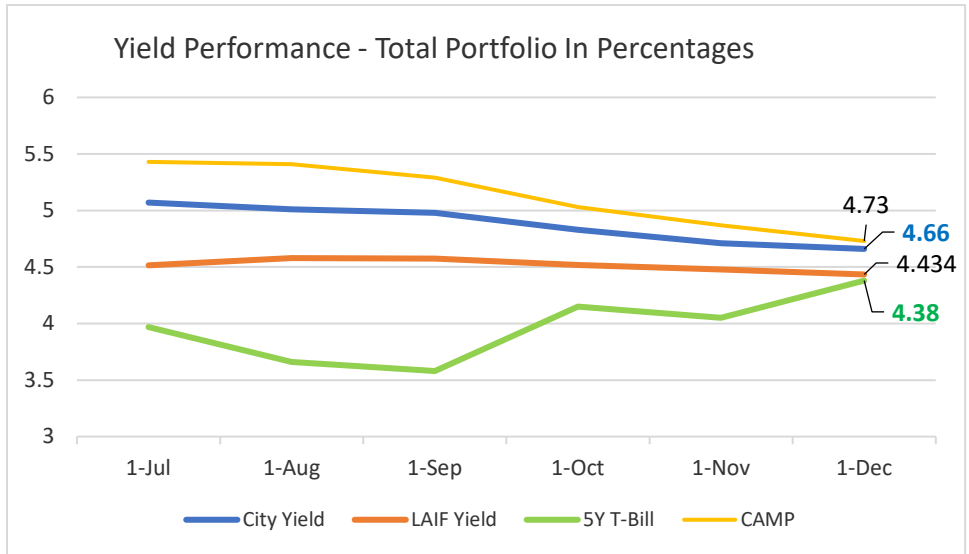
CITY OF PALM DESERT

OVERVIEW

This report summarizes the City's investment activities and Staff analysis for the 4 months ending December 31, 2024.

The City's performance (in blue) as decreased over the four months to 4.66%, still above the 5-year T-Bill benchmark (in green) at 4.38%. CAMP while decreasing continues to earn more than LAIF, so the liquid investments have been left there. Our managed portfolio is at 4.56% on 68M substantial higher than the 1.73% on 58M when they started managing our core portfolio.

YIELD PERFORMANCE



ACTIVITY

Investment transactions were executed in accordance with the California State Government Code, the City's Investment Policy, and all bond indentures.


Key Highlights:

- We continue to draw down from CAMP to cover expenditures due to the timing of revenue received.

INVESTMENT SUMMARY

\$ Millions						
Asset Class	Beginning Book Value 9/1/2024	Purchases & Deposits	Redemptions & Withdrawals	Ending Book Value 12/31/2024	% of Portfolio	
Federal Agency	\$ 25.04	\$ 2.19	\$ (12.99)	\$ 14.24	5.8%	
Medium-Term Note	19.80	-	(5.21)	14.59	6.0%	
US Treasury	16.95	19.31	(1.49)	34.77	14.2%	
Commercial Paper	5.62	2.06	(3.60)	4.08	1.7%	
Certificate of Deposit	-	0.67	-	0.67	0.3%	
CAMP Pool	178.96	4.58	(18.50)	165.04	67.5%	
LAIF Pool	0.94	0.01	-	0.95	0.4%	
County Pool	2.81	0.06	-	2.87	1.2%	
Money Market Funds	4.36	36.74	(33.89)	7.21	2.9%	
Investments						
Total	\$ 254.48	\$ 65.62	\$ (75.68)	\$ 244.42	100%	
Custodian ^	63.33	1.02	(3.71)	60.64		
Trustee ^	7.66	2.73	(6.52)	3.87		
Cash	2.08	113.00	(113.35)	1.73		
Cash & Cash w/Fiscal Agents						
Total	\$ 73.07	\$ 116.75	\$ (123.58)	\$ 66.24		
Total	\$ 327.55	\$ 182.37	\$ (199.26)	\$ 310.66		

^ = Restricted funds based upon bond indenture terms.



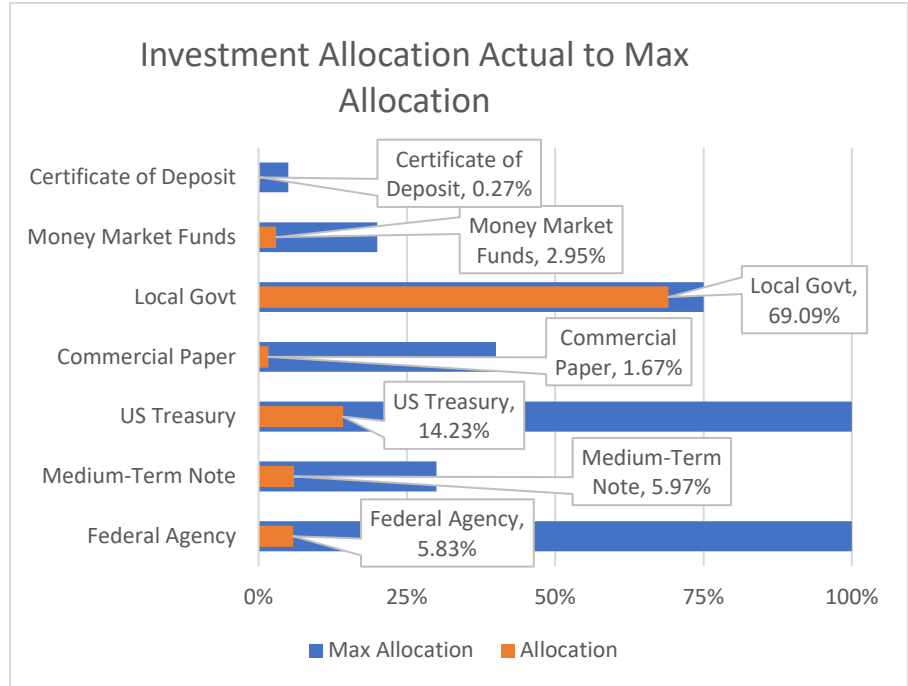
Monthly Investment Summary Report

September through December 2024

CITY OF PALM DESERT

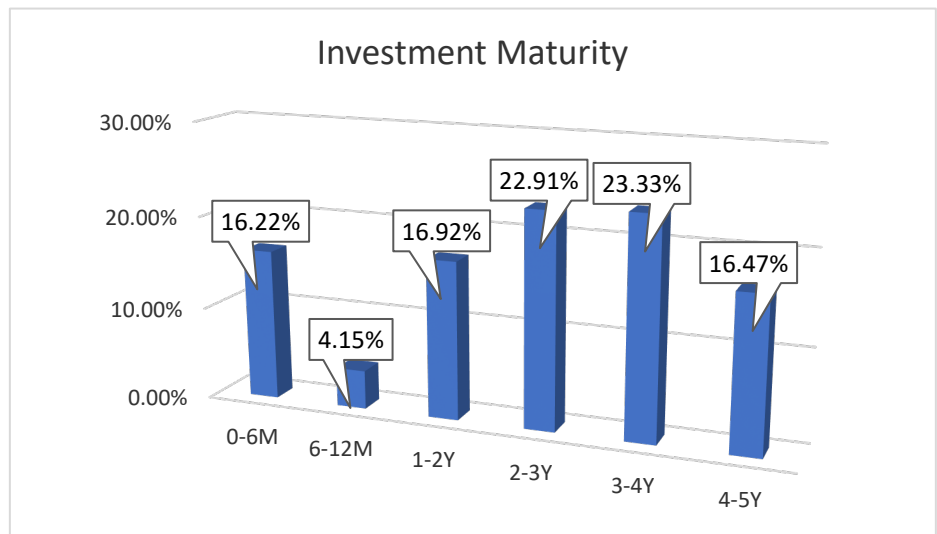
CURRENT ASSET ALLOCATION

The City continues to be in line with our current policy. We are still heavily invested in the Local Government Investment Pools (CAMP, LAIF, and Riv Co) to take advantage of the better performing short term investments, keeping our cash liquidity needs in mind while we continue to work on numerous Capital Projects.



MANAGED PORTFOLIO MATURITIES

The managed portfolio is continuing to balance the ladder of maturities over 0-5 years. PFM looks at the investments that are maturing in the 6-12-month range to determine if there is more potential gain in reallocating any of those assets before they fully mature. Following a more active investment strategy was the City directed,





Monthly Investment Summary Report

September through December 2024

CITY OF PALM DESERT

MONTHLY MARKET VALUE CHANGES

For the month of December, there was an overall increase of 7.496% compared to September. This is a result of the PFM actions to diversify the City's portfolio.

<u>Market Values</u>	<u>September</u>	<u>December</u>	<u>\$ Change</u>	
Federal Agency	20,285,237.57	14,248,569.54	(6,036,668.03)	*
Medium-Term Note	19,274,111.71	14,648,538.18	(4,625,573.53)	*
US Treasury	20,569,664.81	34,942,348.93	14,372,684.12	*
Commercial Paper	3,748,868.86	4,150,827.74	401,958.88	
CD	-	675,684.45	675,684.45	
Total	63,877,882.95	68,665,968.84	4,788,085.89	7.496%

*Changes include the reallocation of assets from Federal Agency and Medium-Term Notes to US Treasury to benefit from a better longer-term yield.

This investment portfolio is in compliance with the provisions of California Government Code Section 53601 and the City of Palm Desert investment policy. Barring unforeseen events, it has sufficient cash to fund city expenditures for the next six months. US Bank Custody Services has provided market value prices for all corporate securities. All balances are bank balances. The "% of Portfolio" calculation on the Portfolio Summary page omits demand deposits.

Signed by:

Veronica Chavez

1/21/2025

Veronica Chavez, Finance Director



Managed Account Summary Statement

For the Month Ending September 30, 2024

CITY OF PALM DESERT - [REDACTED]

Transaction Summary - Managed Account

Opening Market Value	\$68,312,543.52
Maturities/Calls	(7,010,434.94)
Principal Dispositions	(2,325,878.70)
Principal Acquisitions	4,523,944.54
Unsettled Trades	0.00
Change in Current Value	377,708.53
Closing Market Value	\$63,877,882.95

Cash Transactions Summary - Managed Account

Maturities/Calls	7,065,625.00
Sale Proceeds	4,635,819.18
Coupon/Interest/Dividend Income	158,896.34
Principal Payments	10,434.94
Security Purchases	(6,961,732.75)
Net Cash Contribution	0.00
Reconciling Transactions	0.00

Earnings Reconciliation (Cash Basis) - Managed Account

Interest/Dividends/Coupons Received	256,250.88
Less Purchased Interest Related to Interest/Coupons	(18,061.65)
Plus Net Realized Gains/Losses	142,724.47
Total Cash Basis Earnings	\$380,913.70

Cash Balance

Closing Cash Balance	\$5,093,388.65
-----------------------------	-----------------------

Earnings Reconciliation (Accrual Basis)

	Total
Ending Amortized Value of Securities	62,968,101.05
Ending Accrued Interest	343,628.26
Plus Proceeds from Sales	2,349,990.20
Plus Proceeds of Maturities/Calls/Principal Payments	7,076,059.94
Plus Coupons/Dividends Received	158,896.34
Less Cost of New Purchases	(4,538,456.60)
Less Beginning Amortized Value of Securities	(67,639,795.83)
Less Beginning Accrued Interest	(388,763.42)
Total Accrual Basis Earnings	\$329,659.94



Portfolio Summary and Statistics

For the Month Ending September 30, 2024

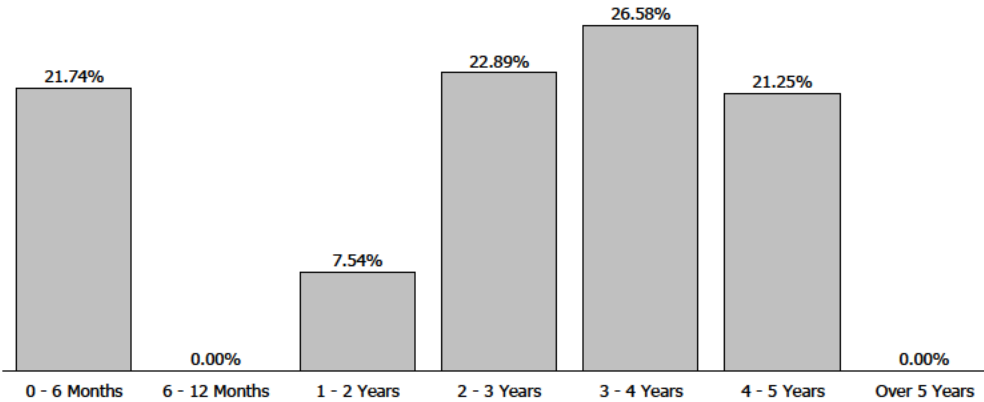
CITY OF PALM DESERT - [REDACTED]

Account Summary

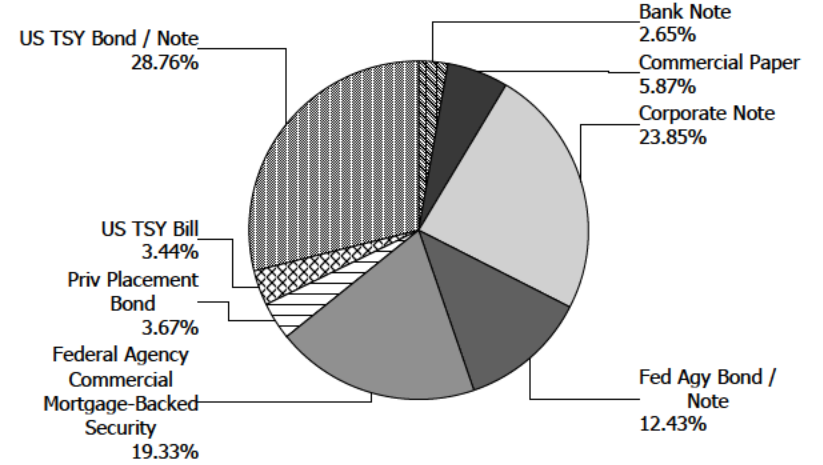
Description	Par Value	Market Value	Percent
U.S. Treasury Bond / Note	18,970,000.00	18,370,232.41	28.76
U.S. Treasury Bill	2,200,000.00	2,199,432.40	3.44
Federal Agency Commercial Mortgage-Backed Security	12,118,846.72	12,344,456.57	19.33
Federal Agency Bond / Note	8,000,000.00	7,940,781.00	12.43
Corporate Note	17,330,000.00	17,578,286.76	27.52
Commercial Paper	3,805,000.00	3,748,868.86	5.87
Bank Note	1,675,000.00	1,695,824.95	2.65
Managed Account Sub-Total	64,098,846.72	63,877,882.95	100.00%
Accrued Interest		343,628.26	
Total Portfolio	64,098,846.72	64,221,511.21	

Unsettled Trades **0.00** **0.00**

Maturity Distribution



Sector Allocation



Characteristics

Yield to Maturity at Cost	4.19%
Yield to Maturity at Market	4.09%
Weighted Average Days to Maturity	957



Managed Account Issuer Summary

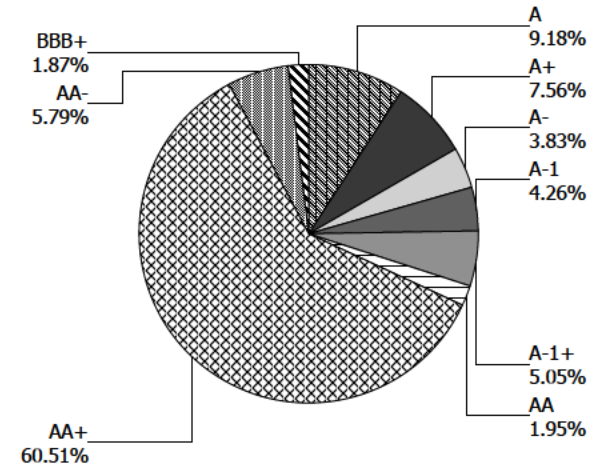
For the Month Ending September 30, 2024

CITY OF PALM DESERT -

Issuer Summary

Issuer	Market Value of Holdings	Percent
Air Products and Chemicals Inc	102,366.30	0.16
American Express Co	275,679.80	0.43
Analog Devices Inc	246,485.00	0.39
ANZ Group Holdings Ltd	400,022.22	0.63
AstraZeneca PLC	254,788.25	0.40
Bank of New York Mellon Corp	512,326.12	0.80
Bayerische Motoren Werke AG	509,808.00	0.80
BlackRock Inc	682,157.20	1.07
BP PLC	344,407.47	0.54
Bristol-Myers Squibb Co	517,297.14	0.81
Caterpillar Inc	506,591.52	0.79
Cisco Systems Inc	1,010,321.20	1.58
Citigroup Inc	1,023,950.09	1.60
Cooperatieve Rabobank UA	511,502.00	0.80
Cummins Inc	516,662.50	0.81
Deere & Co	515,986.50	0.81
Eli Lilly & Co	80,721.12	0.13
Federal Farm Credit Banks Funding Corp	4,950,090.00	7.75
Federal Home Loan Banks	2,990,691.00	4.68
Federal Home Loan Mortgage Corp	12,344,456.57	19.32
Goldman Sachs Group Inc	476,802.37	0.75
Groupe BPCE	1,021,053.42	1.60
Home Depot Inc	515,029.51	0.81
Honda Motor Co Ltd	515,210.17	0.81
Honeywell International Inc	326,373.44	0.51
Hormel Foods Corp	509,303.50	0.80
ING Groep NV	678,378.11	1.06
JPMorgan Chase & Co	827,144.69	1.29
Lockheed Martin Corp	254,453.75	0.40
Mercedes-Benz Group AG	257,187.50	0.40
Mitsubishi UFJ Financial Group Inc	1,020,028.88	1.60
Morgan Stanley	1,023,046.50	1.60

Credit Quality (S&P Ratings)





Managed Account Issuer Summary

For the Month Ending **September 30, 2024**

CITY OF PALM DESERT - [REDACTED]

Issuer	Market Value of Holdings	Percent
National Australia Bank Ltd	1,027,393.00	1.61
National Rural Utilities Cooperative Fi	259,370.00	0.41
Nestle SA	332,920.58	0.52
NIKE Inc	243,554.75	0.38
PACCAR Inc	416,588.99	0.65
PNC Financial Services Group Inc	338,527.00	0.53
Procter & Gamble Co	1,029,408.45	1.61
Roche Holding AG	514,583.00	0.81
Salesforce Inc	343,557.00	0.54
State Street Corp	1,002,969.21	1.57
Toyota Motor Corp	262,493.31	0.41
United Parcel Service Inc	243,083.75	0.38
United Services Automobile Association	730,793.06	1.14
UNITED STATES OF AMERICA	2,199,432.40	3.44
United States Treasury	18,370,232.41	28.75
Wells Fargo & Co	842,654.20	1.32
Total	\$63,877,882.95	100.00%



Managed Account Detail of Securities Held

For the Month Ending **September 30, 2024**

CITY OF PALM DESERT - [REDACTED]

Security Type/Description Dated Date/Coupon/Maturity	CUSIP	Par	S&P Rating	Moody's Rating	Trade Date	Settle Date	Original Cost	YTM at Cost	Accrued Interest	Amortized Cost	Market Value
U.S. Treasury Bond / Note											
US TREASURY N/B DTD 06/15/2023 4.125% 06/15/2026	91282CHH7	1,000,000.00	AA+	Aaa	10/17/23	10/20/23	977,929.69	5.02	12,172.13	985,833.09	1,006,680.00
US TREASURY N/B DTD 07/17/2023 4.500% 07/15/2026	91282CHM6	1,000,000.00	AA+	Aaa	10/13/23	10/16/23	990,937.50	4.85	9,538.04	994,108.92	1,013,711.00
US TREASURY N/B DTD 08/15/2023 4.375% 08/15/2026	91282CHU8	1,000,000.00	AA+	Aaa	10/11/23	10/12/23	989,140.63	4.79	5,587.64	992,854.58	1,012,383.00
US TREASURY N/B DTD 09/03/2024 3.750% 08/31/2026	91282CLH2	510,000.00	AA+	Aaa	09/04/24	09/05/24	509,482.03	3.80	1,637.78	509,500.96	510,697.17
US TREASURY N/B DTD 09/15/2023 4.625% 09/15/2026	91282CHY0	1,250,000.00	AA+	Aaa	12/07/23	12/08/23	1,259,228.52	4.34	2,555.25	1,256,633.40	1,272,266.25
US TREASURY N/B DTD 11/15/2023 4.625% 11/15/2026	91282CJK8	1,250,000.00	AA+	Aaa	12/07/23	12/08/23	1,260,302.73	4.32	21,836.79	1,257,573.82	1,274,707.50
US TREASURY N/B DTD 01/31/2020 1.500% 01/31/2027	912828Z78	430,000.00	AA+	Aaa	01/30/24	01/31/24	398,841.80	4.09	1,086.68	405,778.48	409,743.13
US TREASURY N/B DTD 03/15/2024 4.250% 03/15/2027	91282CKE0	115,000.00	AA+	Aaa	09/26/24	09/27/24	116,931.64	3.53	216.02	116,923.36	116,747.42
US TREASURY N/B DTD 08/01/2022 2.750% 07/31/2027	91282CFB2	735,000.00	AA+	Aaa	10/11/23	10/12/23	685,818.16	4.69	3,405.37	698,397.09	718,405.17
US TREASURY N/B DTD 08/31/2020 0.500% 08/31/2027	91282CAH4	1,100,000.00	AA+	Aaa	01/30/24	01/31/24	971,480.47	4.04	470.99	995,455.06	1,006,887.20
US TREASURY N/B DTD 08/31/2022 3.125% 08/31/2027	91282CFH9	1,400,000.00	AA+	Aaa	07/01/24	07/02/24	1,340,609.38	4.58	3,746.55	1,344,971.09	1,382,117.80
US TREASURY N/B DTD 09/30/2020 0.375% 09/30/2027	91282CAL5	1,000,000.00	AA+	Aaa	11/22/23	11/24/23	855,703.13	4.50	10.30	887,723.49	909,570.00
US TREASURY N/B DTD 10/31/2022 4.125% 10/31/2027	91282CFU0	1,000,000.00	AA+	Aaa	10/13/23	10/16/23	978,320.31	4.72	17,262.23	983,475.85	1,015,508.00
US TREASURY N/B DTD 11/30/2020 0.625% 11/30/2027	91282CAY7	225,000.00	AA+	Aaa	11/22/23	11/24/23	193,420.90	4.48	472.59	200,137.11	205,198.20



Managed Account Detail of Securities Held

For the Month Ending **September 30, 2024**

CITY OF PALM DESERT - [REDACTED]											
Security Type/Description			S&P	Moody's	Trade	Settle	Original	YTM	Accrued	Amortized	Market
Dated Date/Coupon/Maturity	CUSIP	Par	Rating	Rating	Date	Date	Cost	at Cost	Interest	Cost	Value
U.S. Treasury Bond / Note											
US TREASURY N/B DTD 11/30/2020 0.625% 11/30/2027	91282CAY7	2,000,000.00	AA+	Aaa	08/01/24	08/02/24	1,790,859.38	4.01	4,200.82	1,800,532.72	1,823,984.00
US TREASURY N/B DTD 12/31/2020 0.625% 12/31/2027	91282CBB6	1,400,000.00	AA+	Aaa	01/25/24	01/26/24	1,226,421.88	4.07	2,211.28	1,256,541.01	1,274,109.20
US TREASURY N/B DTD 02/01/2021 0.750% 01/31/2028	91282CBJ9	400,000.00	AA+	Aaa	01/30/24	01/31/24	352,171.88	4.02	505.43	360,159.60	364,578.00
US TREASURY N/B DTD 02/15/2018 2.750% 02/15/2028	9128283W8	2,500,000.00	AA+	Aaa	08/29/24	09/03/24	2,419,726.56	3.75	8,780.57	2,421,405.76	2,433,397.50
US TREASURY N/B DTD 03/01/2021 1.125% 02/29/2028	91282CBP5	125,000.00	AA+	Aaa	01/30/24	01/31/24	111,533.20	4.01	120.42	113,738.50	115,175.75
US TREASURY N/B DTD 09/30/2021 1.250% 09/30/2028	91282CCY5	170,000.00	AA+	Aaa	12/07/23	12/08/23	148,557.42	4.17	5.84	152,192.17	155,264.40
US TREASURY N/B DTD 05/02/2022 2.875% 04/30/2029	91282CEM9	360,000.00	AA+	Aaa	09/23/24	09/24/24	349,523.44	3.57	4,331.25	349,564.49	349,101.72
Security Type Sub-Total		18,970,000.00					17,926,940.65	4.30	100,153.97	18,083,500.55	18,370,232.41
U.S. Treasury Bill											
TREASURY BILL DTD 10/05/2023 0.000% 10/03/2024	912797GW1	2,200,000.00	A-1+	P-1	09/26/24	09/27/24	2,198,324.33	4.57	0.00	2,199,441.44	2,199,432.40
Security Type Sub-Total		2,200,000.00					2,198,324.33	4.57	0.00	2,199,441.44	2,199,432.40
Federal Agency Commercial Mortgage-Backed Security											
FHMS K070 A2 DTD 12/01/2017 3.303% 11/01/2027	3137FCJK1	350,000.00	AA+	Aaa	07/01/24	07/05/24	332,541.02	4.90	963.38	333,673.62	343,782.95
FHMS K505 A2 DTD 07/01/2023 4.819% 06/01/2028	3137HACX2	660,000.00	AA+	Aaa	03/15/24	03/20/24	659,561.72	4.84	2,650.45	659,616.25	677,004.90
FHMS KJ46 A1 DTD 07/01/2023 4.777% 06/01/2028	3137HAD45	664,592.20	AA+	Aaa	04/02/24	04/05/24	659,140.47	4.99	2,645.63	659,771.72	675,018.32



Managed Account Detail of Securities Held

For the Month Ending **September 30, 2024**

CITY OF PALM DESERT - [REDACTED]											
Security Type/Description			S&P	Moody's	Trade	Settle	Original	YTM	Accrued	Amortized	Market
Dated Date/Coupon/Maturity	CUSIP	Par	Rating	Rating	Date	Date	Cost	at Cost	Interest	Cost	Value
Federal Agency Commercial Mortgage-Backed Security											
FHMS K083 A1 DTD 11/01/2018 3.944% 07/01/2028	3137FJJV2	447,402.97	AA+	Aaa	04/26/24	04/30/24	434,295.46	4.72	1,470.46	435,259.82	445,817.37
FHMS K508 A2 DTD 10/01/2023 4.740% 08/01/2028	3137HAQ74	630,000.00	AA+	Aaa	06/11/24	06/14/24	623,823.05	5.00	2,488.50	624,217.95	645,835.05
FHMS KJ47 A1 DTD 09/01/2023 5.272% 08/01/2028	3137HAMN3	732,460.75	AA+	Aaa	04/02/24	04/05/24	737,496.41	5.10	3,217.94	736,992.66	754,140.85
FHMS K507 A2 DTD 09/01/2023 4.800% 09/01/2028	3137HAMS2	650,000.00	AA+	Aaa	05/16/24	05/21/24	647,968.75	4.88	2,600.00	648,123.31	666,721.90
FHMS K509 A2 DTD 10/01/2023 4.850% 09/01/2028	3137HAST4	650,000.00	AA+	Aaa	05/16/24	05/21/24	649,339.84	4.88	2,627.08	649,391.68	668,347.55
FHMS K511 A2 DTD 12/01/2023 4.860% 10/01/2028	3137HB3G7	650,000.00	AA+	Aaa	03/25/24	03/28/24	653,859.38	4.71	2,632.50	653,530.77	668,703.75
FHMS K084 A2 DTD 11/01/2018 3.780% 10/01/2028	3137FJZ93	700,000.00	AA+	Aaa	05/16/24	05/21/24	670,031.25	4.85	2,205.00	672,233.56	694,822.10
FHMS K514 A2 DTD 02/01/2024 4.572% 12/01/2028	3137HBLV4	550,000.00	AA+	Aaa	03/15/24	03/20/24	545,166.02	4.78	2,095.50	545,649.98	560,341.10
FHMS K513 A2 DTD 01/01/2024 4.724% 12/01/2028	3137HBFY5	660,000.00	AA+	Aaa	03/15/24	03/20/24	658,427.34	4.78	2,598.20	658,586.09	676,340.94
FHMS K515 A2 DTD 02/01/2024 5.400% 01/01/2029	3137HBPD0	650,000.00	AA+	Aaa	05/29/24	06/03/24	657,083.98	5.14	2,925.00	656,641.26	682,795.75
FHMS K520 A2 DTD 04/01/2024 5.180% 03/01/2029	3137HCKV3	370,000.00	AA+	Aaa	04/23/24	04/30/24	371,501.83	5.09	1,597.17	371,409.68	386,165.67
FHMS K521 AS FLOATING DTD 05/16/2024 5.783% 03/25/2029	3137HCTM4	649,792.93	AA+	Aaa	05/08/24	05/16/24	649,792.93	5.85	626.34	649,792.93	648,925.46
FHMS K519 AS FLOATING DTD 04/18/2024 5.831% 03/25/2029	3137HCKQ4	659,655.00	AA+	Aaa	04/09/24	04/18/24	659,655.00	5.78	641.09	659,655.00	658,879.25
FHMS K524 A2 DTD 07/01/2024 4.720% 05/01/2029	3137HDV56	535,000.00	AA+	Aaa	07/16/24	07/25/24	538,285.43	4.58	2,104.33	538,224.98	549,389.90



Managed Account Detail of Securities Held

For the Month Ending **September 30, 2024**

CITY OF PALM DESERT - [REDACTED]

Security Type/Description Dated Date/Coupon/Maturity	CUSIP	Par	S&P Rating	Moody's Rating	Trade Date	Settle Date	Original Cost	YTM at Cost	Accrued Interest	Amortized Cost	Market Value
Federal Agency Commercial Mortgage-Backed Security											
FHMS K522 A2 DTD 06/01/2024 4.803% 05/01/2029	3137HDJJ0	665,000.00	AA+	Aaa	06/05/24	06/13/24	664,998.01	4.80	2,661.66	665,000.00	684,650.08
FHMS K523 AS FLOATING DTD 06/27/2024 5.701% 05/25/2029	3137HDJW1	649,942.87	AA+	Aaa	06/18/24	06/27/24	649,942.87	5.87	638.73	649,942.87	649,940.92
FHMS K526 A2 DTD 08/01/2024 4.543% 07/01/2029	3137HDXL9	595,000.00	AA+	Aaa	08/07/24	08/15/24	600,565.63	4.33	2,252.57	600,437.36	606,832.76
Security Type Sub-Total		12,118,846.72					12,063,476.39	5.00	41,641.53	12,068,151.49	12,344,456.57
Federal Agency Bond / Note											
FEDERAL HOME LOAN BANK (CALLABLE) DTD 07/28/2021 0.500% 10/28/2024	3130ANAC4	3,000,000.00	AA+	Aaa	07/27/21	07/27/21	2,999,550.00	0.50	2,625.00	2,999,989.62	2,990,691.00
FEDERAL FARM CREDIT BANK (CALLABLE) DTD 12/23/2020 0.320% 12/23/2024	3133EMLP5	5,000,000.00	AA+	Aaa	09/10/21	09/10/21	4,967,500.00	0.52	4,355.56	4,997,747.25	4,950,090.00
Security Type Sub-Total		8,000,000.00					7,967,050.00	0.51	6,980.56	7,997,736.87	7,940,781.00
Corporate Note											
CITIGROUP INC (CALLABLE) DTD 10/21/2016 3.200% 10/21/2026	172967KY6	250,000.00	BBB+	A3	07/09/24	07/10/24	239,457.50	5.18	3,555.56	240,440.50	244,836.75
AMERICAN EXPRESS CO (CALLABLE) DTD 11/04/2021 1.650% 11/04/2026	025816CM9	290,000.00	BBB+	A2	06/18/24	06/20/24	266,936.30	5.26	1,953.88	269,517.41	275,679.80
STATE STREET CORP (CALLABLE) DTD 11/04/2022 5.751% 11/04/2026	857477BX0	500,000.00	A	A1	03/12/24	03/14/24	503,620.00	5.45	11,741.63	502,411.29	506,627.00
GOLDMAN SACHS GROUP INC (CALLABLE) DTD 11/16/2016 3.500% 11/16/2026	38145GAH3	350,000.00	BBB+	A2	05/10/24	05/14/24	334,411.00	5.43	4,593.75	336,653.40	344,715.35
JP MORGAN CHASE BANK NA (CALLABLE) DTD 12/08/2023 5.110% 12/08/2026	48125LRU8	500,000.00	A+	Aa2	03/12/24	03/14/24	502,780.00	4.89	8,019.86	502,234.81	511,193.00
WELLS FARGO BANK NA (CALLABLE) DTD 12/11/2023 5.254% 12/11/2026	94988J6F9	500,000.00	A+	Aa2	03/12/24	03/14/24	503,535.00	4.97	8,026.94	502,843.78	512,299.00



Managed Account Detail of Securities Held

For the Month Ending **September 30, 2024**

CITY OF PALM DESERT - [REDACTED]											
Security Type/Description			S&P	Moody's	Trade	Settle	Original	YTM	Accrued	Amortized	Market
Dated Date/Coupon/Maturity	CUSIP	Par	Rating	Rating	Date	Date	Cost	at Cost	Interest	Cost	Value
Corporate Note											
ASTRAZENECA FINANCE LLC (CALLABLE) DTD 02/26/2024 4.800% 02/26/2027	04636NAK9	250,000.00	A+	A2	03/11/24	03/13/24	250,420.00	0.00	1,166.67	250,344.30	254,788.25
CISCO SYSTEMS INC (CALLABLE) DTD 02/26/2024 4.800% 02/26/2027	17275RBO4	660,000.00	AA-	A1	08/05/24	08/06/24	668,052.00	4.29	3,080.00	667,578.58	674,336.52
COOPERAT RABOBANK UA/NY DTD 03/05/2024 5.041% 03/05/2027	21688ABD3	500,000.00	A+	Aa2	03/11/24	03/13/24	502,270.00	4.87	1,820.36	501,874.95	511,502.00
STATE STREET CORP (CALLABLE) DTD 03/18/2024 4.993% 03/18/2027	857477CL5	200,000.00	A	A1	03/13/24	03/18/24	200,000.00	4.99	360.61	200,000.00	204,677.20
STATE STREET CORP (CALLABLE) DTD 03/18/2024 4.993% 03/18/2027	857477CL5	285,000.00	A	A1	03/15/24	03/19/24	284,444.25	5.06	513.86	284,537.49	291,665.01
NIKE INC (CALLABLE) DTD 03/27/2020 2.750% 03/27/2027	654106AJ2	250,000.00	AA-	A1	03/13/24	03/15/24	236,067.50	4.74	76.39	238,568.21	243,554.75
HORMEL FOODS CORP (CALLABLE) DTD 03/08/2024 4.800% 03/30/2027	440452AK6	500,000.00	A-	A1	03/11/24	03/13/24	500,895.00	4.72	66.67	500,739.05	509,303.50
GOLDMAN SACHS BANK USA (CALLABLE) DTD 05/21/2024 5.414% 05/21/2027	38151LAG5	130,000.00	A+	A1	05/15/24	05/21/24	130,000.00	5.41	2,541.57	130,000.00	132,087.02
USAA CAPITAL CORP DTD 06/03/2024 5.250% 06/01/2027	90327OD97	710,000.00	AA	Aa1	05/29/24	06/03/24	707,948.10	5.36	12,217.92	708,158.84	730,793.06
NATIONAL AUSTRALIA BK/NY DTD 06/11/2024 5.087% 06/11/2027	63253QAJ3	350,000.00	AA-	Aa2	06/17/24	06/18/24	350,878.50	4.99	5,440.26	350,799.41	359,587.55
NATIONAL AUSTRALIA BK/NY DTD 06/11/2024 5.087% 06/11/2027	63253QAJ3	650,000.00	AA-	Aa2	06/04/24	06/11/24	650,806.00	5.04	10,103.35	650,729.64	667,805.45
ANALOG DEVICES INC (CALLABLE) DTD 09/18/2023 3.450% 06/15/2027	032654BA2	250,000.00	A-	NR	03/13/24	03/15/24	240,110.00	4.78	2,539.58	241,663.54	246,485.00
AMERICAN HONDA FINANCE DTD 07/10/2024 4.900% 07/09/2027	02665WFK2	185,000.00	A-	A3	07/08/24	07/10/24	184,761.35	4.95	2,039.63	184,778.37	189,005.07
AUST & NZ BANKING GRP NY DTD 07/16/2024 4.900% 07/16/2027	05253JB34	390,000.00	AA-	Aa2	07/08/24	07/16/24	390,000.00	4.90	3,981.25	390,000.00	400,022.22



Managed Account Detail of Securities Held

For the Month Ending **September 30, 2024**

CITY OF PALM DESERT - [REDACTED]											
Security Type/Description			S&P	Moody's	Trade	Settle	Original	YTM	Accrued	Amortized	Market
Dated Date/Coupon/Maturity	CUSIP	Par	Rating	Rating	Date	Date	Cost	at Cost	Interest	Cost	Value
Corporate Note											
BLACKROCK FUNDING INC (CALLABLE) DTD 07/26/2024 4.600% 07/26/2027	09290DAH4	165,000.00	AA-	Aa3	07/17/24	07/26/24	164,995.05	4.60	1,370.42	164,995.69	168,164.70
HONEYWELL INTERNATIONAL (CALLABLE) DTD 08/01/2024 4.650% 07/30/2027	438516CX2	320,000.00	A	A2	07/29/24	08/01/24	319,990.40	4.65	2,480.00	319,991.61	326,373.44
PACCAR FINANCIAL CORP DTD 08/06/2024 4.450% 08/06/2027	69371RT30	160,000.00	A+	A1	08/01/24	08/06/24	159,787.20	4.50	1,087.78	159,797.81	162,403.20
CATERPILLAR FINL SERVICE DTD 08/16/2024 4.400% 10/15/2027	14913UAR1	390,000.00	A	A2	08/13/24	08/16/24	390,990.60	4.32	2,145.00	390,954.61	395,022.81
UNITED PARCEL SERVICE (CALLABLE) DTD 11/14/2017 3.050% 11/15/2027	911312BM7	250,000.00	A	A2	03/13/24	03/15/24	235,922.50	4.74	2,880.56	238,012.80	243,083.75
BP CAP MARKETS AMERICA (CALLABLE) DTD 05/17/2024 5.017% 11/17/2027	10373QBY5	335,000.00	A-	A1	05/16/24	05/20/24	335,010.05	5.02	6,255.92	335,009.35	344,407.47
MERCEDES-BENZ FIN NA DTD 11/28/2022 5.250% 11/29/2027	58769JAC1	250,000.00	A	A2	03/13/24	03/15/24	252,432.50	4.96	4,447.92	252,102.24	257,187.50
BRISTOL-MYERS SQUIBB CO (CALLABLE) DTD 07/15/2020 3.900% 02/20/2028	110122DE5	260,000.00	A	A2	09/25/24	09/26/24	259,542.40	3.95	1,154.83	259,544.53	259,002.64
BMW US CAPITAL LLC (CALLABLE) DTD 04/12/2018 3.750% 04/12/2028	05565EAY1	520,000.00	A	A2	09/26/24	09/27/24	511,056.00	4.28	9,154.17	511,083.35	509,808.00
WELLS FARGO & COMPANY (CALLABLE) DTD 04/22/2024 5.707% 04/22/2028	95000U3L5	320,000.00	BBB+	A1	04/15/24	04/22/24	320,000.00	5.71	8,065.89	320,000.00	330,355.20
BANK OF NY MELLON CORP (CALLABLE) DTD 06/13/2022 3.992% 06/13/2028	06406RBG1	515,000.00	A	A1	07/09/24	07/10/24	499,998.05	4.81	6,167.64	500,787.44	512,326.12
SALESFORCE INC (CALLABLE) DTD 07/12/2021 1.500% 07/15/2028	79466LAH7	375,000.00	A+	A1	08/05/24	08/06/24	337,552.50	4.28	1,187.50	338,898.28	343,557.00
JPMORGAN CHASE & CO (CALLABLE) DTD 07/22/2024 4.979% 07/22/2028	46647PEL6	310,000.00	A-	A1	07/15/24	07/22/24	310,000.00	4.98	2,958.36	310,000.00	315,951.69
AIR PRODUCTS & CHEMICALS (CALLABLE) DTD 02/08/2024 4.600% 02/08/2029	009158BH8	100,000.00	A	A2	03/11/24	03/13/24	99,922.00	0.00	677.22	99,930.16	102,366.30



Managed Account Detail of Securities Held

For the Month Ending **September 30, 2024**

CITY OF PALM DESERT - [REDACTED]											
Security Type/Description			S&P	Moody's	Trade	Settle	Original	YTM	Accrued	Amortized	Market
Dated Date/Coupon/Maturity	CUSIP	Par	Rating	Rating	Date	Date	Cost	at Cost	Interest	Cost	Value
Corporate Note											
LOCKHEED MARTIN CORP (CALLABLE) DTD 01/29/2024 4.500% 02/15/2029	539830CC1	250,000.00	A-	A2	03/11/24	03/13/24	248,110.00	4.67	1,437.50	248,301.00	254,453.75
CUMMINS INC (CALLABLE) DTD 02/20/2024 4.900% 02/20/2029	231021AV8	500,000.00	A	A2	03/11/24	03/13/24	503,430.00	4.74	2,790.28	503,080.96	516,662.50
BRISTOL-MYERS SQUIBB CO (CALLABLE) DTD 02/22/2024 4.900% 02/22/2029	110122EF1	250,000.00	A	A2	03/11/24	03/13/24	252,085.00	4.71	1,327.08	251,872.44	258,294.50
CISCO SYSTEMS INC (CALLABLE) DTD 02/26/2024 4.850% 02/26/2029	17275RBR2	325,000.00	AA-	A1	03/11/24	03/13/24	328,581.50	4.60	1,532.47	328,216.08	335,984.68
ROCHE HOLDINGS INC (CALLABLE) DTD 03/08/2024 4.790% 03/08/2029	771196CJ9	500,000.00	AA	Aa2	03/11/24	03/13/24	502,485.00	4.68	1,530.14	502,233.35	514,583.00
NESTLE CAPITAL CORP (CALLABLE) DTD 03/12/2024 4.650% 03/12/2029	64105MAA9	325,000.00	AA-	Aa3	03/11/24	03/13/24	325,559.00	4.61	797.60	325,504.37	332,920.58
BLACKROCK FUNDING INC (CALLABLE) DTD 03/14/2024 4.700% 03/14/2029	09290DAA9	500,000.00	AA-	Aa3	03/11/24	03/14/24	502,675.00	4.58	1,109.72	502,412.01	513,992.50
TOYOTA MOTOR CREDIT CORP DTD 05/16/2024 5.050% 05/16/2029	89236TMF9	165,000.00	A+	A1	05/13/24	05/16/24	164,646.90	5.10	3,124.69	164,670.67	171,044.94
JOHN DEERE CAPITAL CORP DTD 06/11/2024 4.850% 06/11/2029	24422EXT1	500,000.00	A	A1	06/06/24	06/11/24	499,190.00	4.89	7,409.72	499,234.54	515,986.50
NATIONAL RURAL UTIL COOP (CALLABLE) DTD 05/10/2024 5.150% 06/15/2029	63743HFS6	250,000.00	A-	A2	07/09/24	07/10/24	252,232.50	4.94	5,042.71	252,140.26	259,370.00
HOME DEPOT INC (CALLABLE) DTD 06/25/2024 4.750% 06/25/2029	437076DC3	165,000.00	A	A2	06/17/24	06/25/24	163,935.75	0.00	2,090.00	163,986.55	169,959.74
HOME DEPOT INC (CALLABLE) DTD 06/25/2024 4.750% 06/25/2029	437076DC3	335,000.00	A	A2	06/18/24	06/25/24	333,931.35	4.82	4,243.33	333,983.32	345,069.77
CITIBANK NA (CALLABLE) DTD 08/06/2024 4.838% 08/06/2029	17325FBK3	435,000.00	A+	Aa3	07/30/24	08/06/24	435,000.00	4.84	3,215.25	435,000.00	444,861.89
TOYOTA MOTOR CREDIT CORP DTD 08/09/2024 4.550% 08/09/2029	89236TMK8	90,000.00	A+	A1	08/06/24	08/09/24	89,817.30	4.60	591.50	89,822.08	91,448.37



Managed Account Detail of Securities Held

For the Month Ending **September 30, 2024**

CITY OF PALM DESERT - [REDACTED]											
Security Type/Description			S&P	Moody's	Trade	Settle	Original	YTM	Accrued	Amortized	Market
Dated Date/Coupon/Maturity	CUSIP	Par	Rating	Rating	Date	Date	Cost	at Cost	Interest	Cost	Value
Corporate Note											
ELI LILLY & CO (CALLABLE) DTD 08/14/2024 4.200% 08/14/2029	532457CO9	80,000.00	A+	A1	08/12/24	08/14/24	79,824.80	4.25	438.67	79,829.23	80,721.12
CATERPILLAR FINL SERVICE DTD 08/16/2024 4.375% 08/16/2029	14913UAO3	110,000.00	A	A2	08/12/24	08/16/24	109,701.90	0.00	601.56	109,708.78	111,568.71
AMERICAN HONDA FINANCE DTD 09/05/2024 4.400% 09/05/2029	02665WFO9	325,000.00	A-	A3	09/03/24	09/05/24	324,610.00	4.43	1,032.78	324,615.35	326,205.10
PACCAR FINANCIAL CORP DTD 09/26/2024 4.000% 09/26/2029	69371RT48	255,000.00	A+	A1	09/23/24	09/26/24	254,474.70	4.05	141.67	254,476.28	254,185.79
Security Type Sub-Total		17,330,000.00					17,214,882.45	4.64	172,329.62	17,224,068.71	17,578,286.76
Commercial Paper											
NATIXIS NY BRANCH DTD 04/03/2024 0.000% 12/05/2024	63873JM56	1,030,000.00	A-1	P-1	04/03/24	04/04/24	992,988.67	5.28	0.00	1,020,180.67	1,021,053.42
ING (US) FUNDING LLC DTD 03/19/2024 0.000% 12/13/2024	4497W0MD7	685,000.00	A-1	P-1	03/19/24	03/19/24	658,383.94	5.20	0.00	677,777.05	678,378.11
MUFG BANK LTD/NY DTD 06/06/2024 0.000% 03/03/2025	62479LO32	1,040,000.00	A-1	P-1	06/06/24	06/07/24	999,512.51	5.21	0.00	1,016,971.80	1,020,028.88
PROCTER & GAMBLE CO DTD 07/16/2024 0.000% 03/11/2025	74271TQB2	1,050,000.00	A-1+	P-1	07/16/24	07/16/24	1,014,944.58	5.05	0.00	1,026,286.04	1,029,408.45
Security Type Sub-Total		3,805,000.00					3,665,829.70	5.18	0.00	3,741,215.56	3,748,868.86
Bank Note											
CITIBANK NA (CALLABLE) DTD 12/04/2023 5.488% 12/04/2026	17325FBC1	325,000.00	A+	Aa3	03/12/24	03/14/24	329,143.75	4.98	5,796.70	328,327.96	334,251.45
MORGAN STANLEY BANK NA (CALLABLE) DTD 01/18/2024 4.952% 01/14/2028	61690U8A1	500,000.00	A+	Aa3	04/30/24	05/03/24	492,790.00	5.39	5,295.89	493,524.46	507,426.00
PNC BANK NA (CALLABLE) DTD 01/22/2018 3.250% 01/22/2028	69353RFJ2	350,000.00	A	A2	07/18/24	07/19/24	330,564.50	5.00	2,180.21	331,591.62	338,527.00



Managed Account Detail of Securities Held

For the Month Ending **September 30, 2024**

CITY OF PALM DESERT - [REDACTED]											
Security Type/Description			S&P	Moody's	Trade	Settle	Original	YTM	Accrued	Amortized	Market
Dated Date/Coupon/Maturity	CUSIP	Par	Rating	Rating	Date	Date	Cost	at Cost	Interest	Cost	Value
Bank Note											
MORGAN STANLEY BANK NA (CALLABLE) DTD 05/30/2024 5.504% 05/26/2028	61690U8B9	500,000.00	A+	Aa3	05/29/24	05/30/24	500,605.00	5.47	9,249.78	500,542.39	515,620.50
Security Type Sub-Total		1,675,000.00					1,653,103.25	5.25	22,522.58	1,653,986.43	1,695,824.95
Managed Account Sub-Total		64,098,846.72					62,689,606.77	4.14	343,628.26	62,968,101.05	63,877,882.95
Securities Sub-Total		\$64,098,846.72					\$62,689,606.77	4.19%	\$343,628.26	\$62,968,101.05	\$63,877,882.95
Accrued Interest											\$343,628.26
Total Investments											\$64,221,511.21



Managed Account Fair Market Value & Analytics

For the Month Ending **September 30, 2024**

CITY OF PALM DESERT - [REDACTED]

Security Type/Description Dated Date/Coupon/Maturity	CUSIP	Par	Broker	Next Call Date	Market Price	Market Value	Unreal G/L On Cost	Unreal G/L Amort Cost	Effective Duration	YTM at Mkt
U.S. Treasury Bond / Note										
US TREASURY N/B DTD 06/15/2023 4.125% 06/15/2026	91282CHH7	1,000,000.00	StifelNi		100.67	1,006,680.00	28,750.31	20,846.91	1.63	3.63
US TREASURY N/B DTD 07/17/2023 4.500% 07/15/2026	91282CHM6	1,000,000.00	JPMorgan		101.37	1,013,711.00	22,773.50	19,602.08	1.70	3.62
US TREASURY N/B DTD 08/15/2023 4.375% 08/15/2026	91282CHU8	1,000,000.00	JPMorgan		101.24	1,012,383.00	23,242.37	19,528.42	1.78	3.60
US TREASURY N/B DTD 09/03/2024 3.750% 08/31/2026	91282CLH2	510,000.00	BOFAML		100.14	510,697.17	1,215.14	1,196.21	1.83	3.59
US TREASURY N/B DTD 09/15/2023 4.625% 09/15/2026	91282CHY0	1,250,000.00	JPMorgan		101.78	1,272,266.25	13,037.73	15,632.85	1.86	3.59
US TREASURY N/B DTD 11/15/2023 4.625% 11/15/2026	91282CJK8	1,250,000.00	JPMorgan		101.98	1,274,707.50	14,404.77	17,133.68	1.98	3.56
US TREASURY N/B DTD 01/31/2020 1.500% 01/31/2027	912828Z78	430,000.00	WellsFar		95.29	409,743.13	10,901.33	3,964.65	2.26	3.53
US TREASURY N/B DTD 03/15/2024 4.250% 03/15/2027	91282CKE0	115,000.00	WellsFar		101.52	116,747.42	(184.22)	(175.94)	2.31	3.51
US TREASURY N/B DTD 08/01/2022 2.750% 07/31/2027	91282CFB2	735,000.00	JPMorgan		97.74	718,405.17	32,587.01	20,008.08	2.69	3.51
US TREASURY N/B DTD 08/31/2020 0.500% 08/31/2027	91282CAH4	1,100,000.00	WellsFar		91.54	1,006,887.20	35,406.73	11,432.14	2.85	3.56
US TREASURY N/B DTD 08/31/2022 3.125% 08/31/2027	91282CFH9	1,400,000.00	Citigrou		98.72	1,382,117.80	41,508.42	37,146.71	2.76	3.50
US TREASURY N/B DTD 09/30/2020 0.375% 09/30/2027	91282CAL5	1,000,000.00	WellsFar		90.96	909,570.00	53,866.87	21,846.51	2.93	3.49
US TREASURY N/B DTD 10/31/2022 4.125% 10/31/2027	91282CFU0	1,000,000.00	JPMorgan		101.55	1,015,508.00	37,187.69	32,032.15	2.83	3.50
US TREASURY N/B DTD 11/30/2020 0.625% 11/30/2027	91282CAY7	225,000.00	WellsFar		91.20	205,198.20	11,777.30	5,061.09	3.08	3.57
US TREASURY N/B DTD 11/30/2020 0.625% 11/30/2027	91282CAY7	2,000,000.00	Nomura		91.20	1,823,984.00	33,124.62	23,451.28	3.08	3.57
US TREASURY N/B DTD 12/31/2020 0.625% 12/31/2027	91282CBB6	1,400,000.00	JPMorgan		91.01	1,274,109.20	47,687.32	17,568.19	3.16	3.56
US TREASURY N/B DTD 02/01/2021 0.750% 01/31/2028	91282CBJ9	400,000.00	JPMorgan		91.14	364,578.00	12,406.12	4,418.40	3.24	3.51



Managed Account Fair Market Value & Analytics

For the Month Ending **September 30, 2024**

CITY OF PALM DESERT - [REDACTED]										
Security Type/Description				Next Call	Market	Market	Unreal G/L	Unreal G/L	Effective	YTM
Dated Date/Coupon/Maturity	CUSIP	Par	Broker	Date	Price	Value	On Cost	Amort Cost	Duration	at Mkt
U.S. Treasury Bond / Note										
US TREASURY N/B	9128283W8	2,500,000.00	SGAS		97.34	2,433,397.50	13,670.94	11,991.74	3.18	3.51
DTD 02/15/2018 2.750% 02/15/2028										
US TREASURY N/B	91282CBP5	125,000.00	JPMorgan		92.14	115,175.75	3,642.55	1,437.25	3.30	3.57
DTD 03/01/2021 1.125% 02/29/2028										
US TREASURY N/B	91282CCY5	170,000.00	JPMorgan		91.33	155,264.40	6,706.98	3,072.23	3.82	3.58
DTD 09/30/2021 1.250% 09/30/2028										
US TREASURY N/B	91282CEM9	360,000.00	Citigrou		96.97	349,101.72	(421.72)	(462.77)	4.20	3.52
DTD 05/02/2022 2.875% 04/30/2029										
Security Type Sub-Total		18,970,000.00				18,370,232.41	443,291.76	286,731.86	2.61	3.55
U.S. Treasury Bill										
TREASURY BILL	912797GW1	2,200,000.00	BNP Sec		99.97	2,199,432.40	1,108.07	(9.04)	0.01	5.31
DTD 10/05/2023 0.000% 10/03/2024										
Security Type Sub-Total		2,200,000.00				2,199,432.40	1,108.07	(9.04)	0.01	5.31
Federal Agency Commercial Mortgage-Backed Security										
FHMS K070 A2	3137FCJK1	350,000.00	PNCBank		98.22	343,782.95	11,241.93	10,109.33	2.83	3.79
DTD 12/01/2017 3.303% 11/01/2027										
FHMS K505 A2	3137HACX2	660,000.00	PNCBank		102.58	677,004.90	17,443.18	17,388.65	3.28	3.91
DTD 07/01/2023 4.819% 06/01/2028										
FHMS KJ46 A1	3137HAD45	664,592.20	BNPPSA		101.57	675,018.32	15,877.85	15,246.60	2.50	3.98
DTD 07/01/2023 4.777% 06/01/2028										
FHMS K083 A1	3137FJJV2	447,402.97	MorganSt		99.65	445,817.37	11,521.91	10,557.55	1.89	3.92
DTD 11/01/2018 3.944% 07/01/2028										
FHMS K508 A2	3137HAQ74	630,000.00	MorganSt		102.51	645,835.05	22,012.00	21,617.10	3.44	3.89
DTD 10/01/2023 4.740% 08/01/2028										
FHMS KJ47 A1	3137HAMN3	732,460.75	BREAN		102.96	754,140.85	16,644.44	17,148.19	2.76	4.05
DTD 09/01/2023 5.272% 08/01/2028										
FHMS K507 A2	3137HAMS2	650,000.00	BOFAML		102.57	666,721.90	18,753.15	18,598.59	3.48	3.94
DTD 09/01/2023 4.800% 09/01/2028										
FHMS K509 A2	3137HAST4	650,000.00	BOFAML		102.82	668,347.55	19,007.71	18,955.87	3.52	3.93
DTD 10/01/2023 4.850% 09/01/2028										



Managed Account Fair Market Value & Analytics

For the Month Ending **September 30, 2024**

CITY OF PALM DESERT - [REDACTED]

Security Type/Description Dated Date/Coupon/Maturity	CUSIP	Par	Broker	Next Call Date	Market Price	Market Value	Unreal G/L On Cost	Unreal G/L Amort Cost	Effective Duration	YTM at Mkt
Federal Agency Commercial Mortgage-Backed Security										
FHMS K511 A2 DTD 12/01/2023 4.860% 10/01/2028	3137HB3G7	650,000.00	BREAN		102.88	668,703.75	14,844.37	15,172.98	3.58	3.94
FHMS K084 A2 DTD 11/01/2018 3.780% 10/01/2028	3137FJZ93	700,000.00	MIZU		99.26	694,822.10	24,790.85	22,588.54	3.66	3.86
FHMS K514 A2 DTD 02/01/2024 4.572% 12/01/2028	3137HBLV4	550,000.00	TD Secur		101.88	560,341.10	15,175.08	14,691.12	3.67	3.94
FHMS K513 A2 DTD 01/01/2024 4.724% 12/01/2028	3137HBFY5	660,000.00	TD Secur		102.48	676,340.94	17,913.60	17,754.85	3.71	3.94
FHMS K515 A2 DTD 02/01/2024 5.400% 01/01/2029	3137HBPD0	650,000.00	TD Secur		105.05	682,795.75	25,711.77	26,154.49	3.70	3.94
FHMS K520 A2 DTD 04/01/2024 5.180% 03/01/2029	3137HCKV3	370,000.00	BOFAML		104.37	386,165.67	14,663.84	14,755.99	3.90	3.97
FHMS K521 AS FLOATING DTD 05/16/2024 5.783% 03/25/2029	3137HCTM4	649,792.93	JPMorgan		99.87	648,925.46	(867.47)	(867.47)	0.06	5.48
FHMS K519 AS FLOATING DTD 04/18/2024 5.831% 03/25/2029	3137HCKQ4	659,655.00	WellsFar		99.88	658,879.25	(775.75)	(775.75)	0.06	5.44
FHMS K524 A2 DTD 07/01/2024 4.720% 05/01/2029	3137HDV56	535,000.00	PIER		102.69	549,389.90	11,104.47	11,164.92	4.08	3.96
FHMS K522 A2 DTD 06/01/2024 4.803% 05/01/2029	3137HDJJ0	665,000.00	MorganSt		102.95	684,650.08	19,652.07	19,650.08	3.98	3.96
FHMS K523 AS FLOATING DTD 06/27/2024 5.701% 05/25/2029	3137HDJW1	649,942.87	BOFAML		100.00	649,940.92	(1.95)	(1.95)	0.06	5.48
FHMS K526 A2 DTD 08/01/2024 4.543% 07/01/2029	3137HDXL9	595,000.00	BMO		101.99	606,832.76	6,267.13	6,395.40	4.23	3.95
Security Type Sub-Total		12,118,846.72				12,344,456.57	280,980.18	276,305.08	2.91	4.18
Federal Agency Bond / Note										
FEDERAL HOME LOAN BANK (CALLABLE) DTD 07/28/2021 0.500% 10/28/2024	3130ANAC4	3,000,000.00	DIRECT		99.69	2,990,691.00	(8,859.00)	(9,298.62)	0.07	4.38
FEDERAL FARM CREDIT BANK (CALLABLE) DTD 12/23/2020 0.320% 12/23/2024	3133EMLP5	5,000,000.00	DIRECT		99.00	4,950,090.00	(17,410.00)	(47,657.25)	0.23	4.73
Security Type Sub-Total		8,000,000.00				7,940,781.00	(26,269.00)	(56,955.87)	0.17	4.60



Managed Account Fair Market Value & Analytics

For the Month Ending **September 30, 2024**

CITY OF PALM DESERT - [REDACTED]

Security Type/Description Dated Date/Coupon/Maturity	CUSIP	Par	Broker	Next Call Date	Market Price	Market Value	Unreal G/L On Cost	Unreal G/L Amort Cost	Effective Duration	YTM at Mkt
Corporate Note										
CITIGROUP INC (CALLABLE) DTD 10/21/2016 3.200% 10/21/2026	172967KY6	250,000.00	GoldmanS	07/21/26	97.93	244,836.75	5,379.25	4,396.25	1.86	4.17
AMERICAN EXPRESS CO (CALLABLE) DTD 11/04/2021 1.650% 11/04/2026	025816CM9	290,000.00	WellsFar	10/04/26	95.06	275,679.80	8,743.50	6,162.39	2.00	4.05
STATE STREET CORP (CALLABLE) DTD 11/04/2022 5.751% 11/04/2026	857477BX0	500,000.00	GoldmanS	11/04/25	101.33	506,627.00	3,007.00	4,215.71	1.04	5.25
GOLDMAN SACHS GROUP INC (CALLABLE) DTD 11/16/2016 3.500% 11/16/2026	38145GAH3	350,000.00	BOFAML	11/16/25	98.49	344,715.35	10,304.35	8,061.95	1.61	4.25
JP MORGAN CHASE BANK NA (CALLABLE) DTD 12/08/2023 5.110% 12/08/2026	48125LRU8	500,000.00	JANE	11/08/26	102.24	511,193.00	8,413.00	8,958.19	1.97	3.95
WELLS FARGO BANK NA (CALLABLE) DTD 12/11/2023 5.254% 12/11/2026	94988J6F9	500,000.00	MAXE	11/09/26	102.46	512,299.00	8,764.00	9,455.22	1.98	4.00
ASTRAZENECA FINANCE LLC (CALLABLE) DTD 02/26/2024 4.800% 02/26/2027	04636NAK9	250,000.00	JANE	01/26/27	101.92	254,788.25	4,368.25	4,443.95	2.19	3.87
CISCO SYSTEMS INC (CALLABLE) DTD 02/26/2024 4.800% 02/26/2027	17275RBQ4	660,000.00	Citigrou	01/26/27	102.17	674,336.52	6,284.52	6,757.94	2.19	3.82
COOPERAT RABOBANK UA/NY DTD 03/05/2024 5.041% 03/05/2027	21688ABD3	500,000.00	MAXE		102.30	511,502.00	9,232.00	9,627.05	2.26	3.95
STATE STREET CORP (CALLABLE) DTD 03/18/2024 4.993% 03/18/2027	857477CL5	200,000.00	MorganSt	02/18/27	102.34	204,677.20	4,677.20	4,677.20	2.25	3.91
STATE STREET CORP (CALLABLE) DTD 03/18/2024 4.993% 03/18/2027	857477CL5	285,000.00	MorganSt	02/18/27	102.34	291,665.01	7,220.76	7,127.52	2.25	3.91
NIKE INC (CALLABLE) DTD 03/27/2020 2.750% 03/27/2027	654106AJ2	250,000.00	BOFAML	01/27/27	97.42	243,554.75	7,487.25	4,986.54	2.33	3.76
HORMEL FOODS CORP (CALLABLE) DTD 03/08/2024 4.800% 03/30/2027	440452AK6	500,000.00	JPMorgan	02/28/27	101.86	509,303.50	8,408.50	8,564.45	2.28	3.93
GOLDMAN SACHS BANK USA (CALLABLE) DTD 05/21/2024 5.414% 05/21/2027	38151LAG5	130,000.00	GoldmanS	05/21/26	101.61	132,087.02	2,087.02	2,087.02	1.54	4.77
USAA CAPITAL CORP DTD 06/03/2024 5.250% 06/01/2027	90327OD97	710,000.00	Deutsche		102.93	730,793.06	22,844.96	22,634.22	2.44	3.98
NATIONAL AUSTRALIA BK/NY DTD 06/11/2024 5.087% 06/11/2027	63253QAJ3	350,000.00	LoopCapM		102.74	359,587.55	8,709.05	8,788.14	2.47	3.92
NATIONAL AUSTRALIA BK/NY DTD 06/11/2024 5.087% 06/11/2027	63253QAJ3	650,000.00	CABRERA		102.74	667,805.45	16,999.45	17,075.81	2.47	3.92



Managed Account Fair Market Value & Analytics

For the Month Ending **September 30, 2024**

CITY OF PALM DESERT - [REDACTED]

Security Type/Description Dated Date/Coupon/Maturity	CUSIP	Par	Broker	Next Call Date	Market Price	Market Value	Unreal G/L On Cost	Unreal G/L Amort Cost	Effective Duration	YTM at Mkt
Corporate Note										
ANALOG DEVICES INC (CALLABLE) DTD 09/18/2023 3.450% 06/15/2027	032654BA2	250,000.00	JANE	03/15/27	98.59	246,485.00	6,375.00	4,821.46	2.43	3.92
AMERICAN HONDA FINANCE DTD 07/10/2024 4.900% 07/09/2027	02665WFK2	185,000.00	Barclays		102.16	189,005.07	4,243.72	4,226.70	2.54	3.98
AUST & NZ BANKING GRP NY DTD 07/16/2024 4.900% 07/16/2027	05253JB34	390,000.00	WellsFar		102.57	400,022.22	10,022.22	10,022.22	2.56	3.84
BLACKROCK FUNDING INC (CALLABLE) DTD 07/26/2024 4.600% 07/26/2027	09290DAH4	165,000.00	BOFAML	06/26/27	101.92	168,164.70	3,169.65	3,169.01	2.55	3.80
HONEYWELL INTERNATIONAL (CALLABLE) DTD 08/01/2024 4.650% 07/30/2027	438516CX2	320,000.00	Deutsche	06/30/27	101.99	326,373.44	6,383.04	6,381.83	2.56	3.85
PACCAR FINANCIAL CORP DTD 08/06/2024 4.450% 08/06/2027	69371RT30	160,000.00	MUFG		101.50	162,403.20	2,616.00	2,605.39	2.64	3.80
CATERPILLAR FINL SERVICE DTD 08/16/2024 4.400% 10/15/2027	14913UAR1	390,000.00	Citigrou		101.29	395,022.81	4,032.21	4,068.20	2.80	3.85
UNITED PARCEL SERVICE (CALLABLE) DTD 11/14/2017 3.050% 11/15/2027	911312BM7	250,000.00	BOFAML	08/15/27	97.23	243,083.75	7,161.25	5,070.95	2.83	3.98
BP CAP MARKETS AMERICA (CALLABLE) DTD 05/17/2024 5.017% 11/17/2027	10373QBY5	335,000.00	BNP Sec	10/17/27	102.81	344,407.47	9,397.42	9,398.12	2.78	3.97
MERCEDES-BENZ FIN NA DTD 11/28/2022 5.250% 11/29/2027	58769JAC1	250,000.00	FTNF		102.88	257,187.50	4,755.00	5,085.26	2.84	4.23
BRISTOL-MYERS SQUIBB CO (CALLABLE) DTD 07/15/2020 3.900% 02/20/2028	110122DE5	260,000.00	FifthThi	11/20/27	99.62	259,002.64	(539.76)	(541.89)	3.02	3.94
BMW US CAPITAL LLC (CALLABLE) DTD 04/12/2018 3.750% 04/12/2028	05565EAY1	520,000.00	GoldmanS	01/12/28	98.04	509,808.00	(1,248.00)	(1,275.35)	3.12	4.27
WELLS FARGO & COMPANY (CALLABLE) DTD 04/22/2024 5.707% 04/22/2028	95000U3L5	320,000.00	WellsFar	04/22/27	103.24	330,355.20	10,355.20	10,355.20	2.32	4.76
BANK OF NY MELLON CORP (CALLABLE) DTD 06/13/2022 3.992% 06/13/2028	06406RBG1	515,000.00	Deutsche	06/13/27	99.48	512,326.12	12,328.07	11,538.68	2.50	4.59
SALESFORCE INC (CALLABLE) DTD 07/12/2021 1.500% 07/15/2028	79466LAH7	375,000.00	Citigrou	05/15/28	91.62	343,557.00	6,004.50	4,658.72	3.59	3.89
JPMORGAN CHASE & CO (CALLABLE) DTD 07/22/2024 4.979% 07/22/2028	46647PEL6	310,000.00	JPMorgan	07/22/27	101.92	315,951.69	5,951.69	5,951.69	2.58	4.56
AIR PRODUCTS & CHEMICALS (CALLABLE) DTD 02/08/2024 4.600% 02/08/2029	009158BH8	100,000.00	Jefferie	01/08/29	102.37	102,366.30	2,444.30	2,436.14	3.86	3.92



Managed Account Fair Market Value & Analytics

For the Month Ending **September 30, 2024**

CITY OF PALM DESERT - [REDACTED]

Security Type/Description Dated Date/Coupon/Maturity	CUSIP	Par	Broker	Next Call Date	Market Price	Market Value	Unreal G/L On Cost	Unreal G/L Amort Cost	Effective Duration	YTM at Mkt
Corporate Note										
LOCKHEED MARTIN CORP (CALLABLE) DTD 01/29/2024 4.500% 02/15/2029	539830CC1	250,000.00	GoldmanS	01/15/29	101.78	254,453.75	6,343.75	6,152.75	3.88	4.06
CUMMINS INC (CALLABLE) DTD 02/20/2024 4.900% 02/20/2029	231021AV8	500,000.00	MAXE	01/20/29	103.33	516,662.50	13,232.50	13,581.54	3.86	3.98
BRISTOL-MYERS SQUIBB CO (CALLABLE) DTD 02/22/2024 4.900% 02/22/2029	110122EF1	250,000.00	Jefferie	01/22/29	103.32	258,294.50	6,209.50	6,422.06	3.87	4.00
CISCO SYSTEMS INC (CALLABLE) DTD 02/26/2024 4.850% 02/26/2029	17275RBR2	325,000.00	GoldmanS	01/26/29	103.38	335,984.68	7,403.18	7,768.60	3.89	3.92
ROCHE HOLDINGS INC (CALLABLE) DTD 03/08/2024 4.790% 03/08/2029	771196CJ9	500,000.00	Citigrou	02/08/29	102.92	514,583.00	12,098.00	12,349.65	3.93	4.06
NESTLE CAPITAL CORP (CALLABLE) DTD 03/12/2024 4.650% 03/12/2029	64105MAA9	325,000.00	GoldmanS	02/12/29	102.44	332,920.58	7,361.58	7,416.21	3.95	4.04
BLACKROCK FUNDING INC (CALLABLE) DTD 03/14/2024 4.700% 03/14/2029	09290DAA9	500,000.00	Citigrou	02/14/29	102.80	513,992.50	11,317.50	11,580.49	3.94	3.93
TOYOTA MOTOR CREDIT CORP DTD 05/16/2024 5.050% 05/16/2029	89236TMF9	165,000.00	BOFAML		103.66	171,044.94	6,398.04	6,374.27	4.04	4.14
JOHN DEERE CAPITAL CORP DTD 06/11/2024 4.850% 06/11/2029	24422EXT1	500,000.00	JPMorgan		103.20	515,986.50	16,796.50	16,751.96	4.11	4.01
NATIONAL RURAL UTIL COOP (CALLABLE) DTD 05/10/2024 5.150% 06/15/2029	63743HFS6	250,000.00	JPMorgan	05/15/29	103.75	259,370.00	7,137.50	7,229.74	4.05	4.21
HOME DEPOT INC (CALLABLE) DTD 06/25/2024 4.750% 06/25/2029	437076DC3	165,000.00	MorganSt	05/25/29	103.01	169,959.74	6,023.99	5,973.19	4.12	3.96
HOME DEPOT INC (CALLABLE) DTD 06/25/2024 4.750% 06/25/2029	437076DC3	335,000.00	HSBC	05/25/29	103.01	345,069.77	11,138.42	11,086.45	4.12	3.96
CITIBANK NA (CALLABLE) DTD 08/06/2024 4.838% 08/06/2029	17325FBK3	435,000.00	Citigrou	07/06/29	102.27	444,861.89	9,861.89	9,861.89	4.22	4.24
TOYOTA MOTOR CREDIT CORP DTD 08/09/2024 4.550% 08/09/2029	89236TMK8	90,000.00	MIZU		101.61	91,448.37	1,631.07	1,626.29	4.31	4.18
ELI LILLY & CO (CALLABLE) DTD 08/14/2024 4.200% 08/14/2029	532457CO9	80,000.00	MorganSt	07/14/29	100.90	80,721.12	896.32	891.89	4.31	3.92
CATERPILLAR FINL SERVICE DTD 08/16/2024 4.375% 08/16/2029	14913UAO3	110,000.00	BOFAML		101.43	111,568.71	1,866.81	1,859.93	4.33	3.97
AMERICAN HONDA FINANCE DTD 09/05/2024 4.400% 09/05/2029	02665WFO9	325,000.00	Deutsche		100.37	326,205.10	1,595.10	1,589.75	4.37	4.23



Managed Account Fair Market Value & Analytics

For the Month Ending **September 30, 2024**

CITY OF PALM DESERT - [REDACTED]											
Security Type/Description	Dated Date/Coupon/Maturity	CUSIP	Par	Broker	Next Call Date	Market Price	Market Value	Unreal G/L On Cost	Unreal G/L Amort Cost	Effective Duration	YTM at Mkt
Corporate Note											
PACCAR FINANCIAL CORP		69371RT48	255,000.00	JPMorgan		99.68	254,185.79	(288.91)	(290.49)	4.48	3.99
DTD 09/26/2024 4.000% 09/26/2029											
Security Type Sub-Total			17,330,000.00				17,578,286.76	363,404.31	354,218.05	2.91	4.07
Commercial Paper											
NATIXIS NY BRANCH		63873JM56	1,030,000.00	NAT		99.13	1,021,053.42	28,064.75	872.75	0.19	4.73
DTD 04/03/2024 0.000% 12/05/2024											
ING (US) FUNDING LLC		4497W0MD7	685,000.00	INGM		99.03	678,378.11	19,994.17	601.06	0.20	4.70
DTD 03/19/2024 0.000% 12/13/2024											
MUFG BANK LTD/NY		62479LO32	1,040,000.00	MUFG		98.08	1,020,028.88	20,516.37	3,057.08	0.42	4.54
DTD 06/06/2024 0.000% 03/03/2025											
PROCTER & GAMBLE CO		74271TOB2	1,050,000.00	SEEL		98.04	1,029,408.45	14,463.87	3,122.41	0.45	4.37
DTD 07/16/2024 0.000% 03/11/2025											
Security Type Sub-Total			3,805,000.00				3,748,868.86	83,039.16	7,653.30	0.32	4.57
Bank Note											
CITIBANK NA (CALLABLE)		17325FBC1	325,000.00	Deutsche	11/04/26	102.85	334,251.45	5,107.70	5,923.49	1.95	4.04
DTD 12/04/2023 5.488% 12/04/2026											
MORGAN STANLEY BANK NA (CALLABLE)		61690U8A1	500,000.00	Deutsche	01/14/27	101.49	507,426.00	14,636.00	13,901.54	2.13	4.74
DTD 01/18/2024 4.952% 01/14/2028											
PNC BANK NA (CALLABLE)		69353RFJ2	350,000.00	Citigrou	12/23/27	96.72	338,527.00	7,962.50	6,935.38	3.06	4.31
DTD 01/22/2018 3.250% 01/22/2028											
MORGAN STANLEY BANK NA (CALLABLE)		61690U8B9	500,000.00	BOFAML	05/26/27	103.12	515,620.50	15,015.50	15,078.11	2.42	4.57
DTD 05/30/2024 5.504% 05/26/2028											
Security Type Sub-Total			1,675,000.00				1,695,824.95	42,721.70	41,838.52	2.37	4.46
Managed Account Sub-Total			64,098,846.72				63,877,882.95	1,188,276.18	909,781.90	2.22	4.09



Managed Account Fair Market Value & Analytics

For the Month Ending **September 30, 2024**

CITY OF PALM DESERT - [REDACTED]						
Securities Sub-Total	\$64,098,846.72	\$63,877,882.95	\$1,188,276.18	\$909,781.90	2.20	4.09%
Accrued Interest		\$343,628.26				
Total Investments		\$64,221,511.21				



Managed Account Security Transactions & Interest

For the Month Ending **September 30, 2024**

CITY OF PALM DESERT - [REDACTED]										
Transaction Type		Security Description	CUSIP	Par	Principal Proceeds	Accrued Interest	Total	Realized G/L Cost	Realized G/L Amort Cost	Sale Method
Trade	Settle									
BUY										
08/29/24	09/03/24	US TREASURY N/B DTD 02/15/2018 2.750% 02/15/2028	9128283W8	2,500,000.00	(2,419,726.56)	(3,549.59)	(2,423,276.15)			
09/03/24	09/05/24	AMERICAN HONDA FINANCE DTD 09/05/2024 4.400% 09/05/2029	02665WFO9	325,000.00	(324,610.00)	0.00	(324,610.00)			
09/04/24	09/05/24	US TREASURY N/B DTD 09/03/2024 3.750% 08/31/2026	91282CLH2	510,000.00	(509,482.03)	(264.16)	(509,746.19)			
09/23/24	09/24/24	US TREASURY N/B DTD 05/02/2022 2.875% 04/30/2029	91282CEM9	360,000.00	(349,523.44)	(4,134.38)	(353,657.82)			
09/23/24	09/26/24	PACCAR FINANCIAL CORP DTD 09/26/2024 4.000% 09/26/2029	69371RT48	255,000.00	(254,474.70)	0.00	(254,474.70)			
09/25/24	09/26/24	BRISTOL-MYERS SQUIBB CO (CALLABLE) DTD 07/15/2020 3.900% 02/20/2028	110122DE5	260,000.00	(259,542.40)	(1,014.00)	(260,556.40)			
09/26/24	09/27/24	US TREASURY N/B DTD 03/15/2024 4.250% 03/15/2027	91282CKE0	115,000.00	(116,931.64)	(162.02)	(117,093.66)			
09/26/24	09/27/24	TREASURY BILL DTD 10/05/2023 0.000% 10/03/2024	912797GW1	2,200,000.00	(2,198,324.33)	0.00	(2,198,324.33)			
09/26/24	09/27/24	BMW US CAPITAL LLC (CALLABLE) DTD 04/12/2018 3.750% 04/12/2028	05565EAY1	520,000.00	(511,056.00)	(8,937.50)	(519,993.50)			
Transaction Type Sub-Total				7,045,000.00	(6,943,671.10)	(18,061.65)	(6,961,732.75)			
CALL										
09/30/24	09/30/24	FREDDIE MAC (CALLABLE) DTD 12/30/2022 5.250% 12/30/2024	3134GYAB8	5,000,000.00	5,000,000.00	65,625.00	5,065,625.00	0.00	0.00	
Transaction Type Sub-Total				5,000,000.00	5,000,000.00	65,625.00	5,065,625.00	0.00	0.00	
INTEREST										
09/01/24	09/25/24	FHMS K513 A2 DTD 01/01/2024 4.724% 12/01/2028	3137HBFY5		0.00	2,598.20	2,598.20			
09/01/24	09/25/24	FHMS K507 A2 DTD 09/01/2023 4.800% 09/01/2028	3137HAMS2		0.00	2,600.00	2,600.00			
09/01/24	09/25/24	FHMS K070 A2 DTD 12/01/2017 3.303% 11/01/2027	3137FCJK1		0.00	963.38	963.38			



Managed Account Security Transactions & Interest

For the Month Ending **September 30, 2024**

CITY OF PALM DESERT - [REDACTED]										
Transaction Type		Security Description	CUSIP	Par	Principal Proceeds	Accrued Interest	Total	Realized G/L Cost	Realized G/L Amort Cost	Sale Method
Trade	Settle									
INTEREST										
09/01/24	09/25/24	FHMS K508 A2 DTD 10/01/2023 4.740% 08/01/2028	3137HA074		0.00	2,488.50	2,488.50			
09/01/24	09/25/24	FHMS KJ46 A1 DTD 07/01/2023 4.777% 06/01/2028	3137HAD45		0.00	2,647.33	2,647.33			
09/01/24	09/25/24	FHMS KJ47 A1 DTD 09/01/2023 5.272% 08/01/2028	3137HAMN3		0.00	3,224.05	3,224.05			
09/01/24	09/25/24	FHMS K083 A1 DTD 11/01/2018 3.944% 07/01/2028	3137FJJV2		0.00	1,498.36	1,498.36			
09/01/24	09/25/24	FHMS K526 A2 DTD 08/01/2024 4.543% 07/01/2029	3137HDXL9		0.00	2,252.57	2,252.57			
09/01/24	09/25/24	FHMS K505 A2 DTD 07/01/2023 4.819% 06/01/2028	3137HACX2		0.00	2,650.45	2,650.45			
09/01/24	09/25/24	FHMS K084 A2 DTD 11/01/2018 3.780% 10/01/2028	3137FJZ93		0.00	2,205.00	2,205.00			
09/01/24	09/25/24	FHMS K511 A2 DTD 12/01/2023 4.860% 10/01/2028	3137HB3G7		0.00	2,632.50	2,632.50			
09/01/24	09/25/24	FHMS K515 A2 DTD 02/01/2024 5.400% 01/01/2029	3137HBPD0		0.00	2,925.00	2,925.00			
09/01/24	09/25/24	FHMS K509 A2 DTD 10/01/2023 4.850% 09/01/2028	3137HAST4		0.00	2,627.08	2,627.08			
09/01/24	09/25/24	FHMS K514 A2 DTD 02/01/2024 4.572% 12/01/2028	3137HBLV4		0.00	2,095.50	2,095.50			
09/01/24	09/25/24	FHMS K524 A2 DTD 07/01/2024 4.720% 05/01/2029	3137HDV56		0.00	2,104.33	2,104.33			
09/01/24	09/25/24	FHMS K522 A2 DTD 06/01/2024 4.803% 05/01/2029	3137HDJJ0		0.00	2,661.66	2,661.66			
09/01/24	09/25/24	FHMS K520 A2 DTD 04/01/2024 5.180% 03/01/2029	3137HCKV3		0.00	1,597.17	1,597.17			
09/03/24	09/03/24	MONEY MARKET FUND DTD 01/01/2010 0.000% --	MONEY0002		0.00	1,641.64	1,641.64			
09/05/24	09/05/24	COOPERAT RABOBANK UA/NY DTD 03/05/2024 5.041% 03/05/2027	21688ABD3		0.00	12,602.50	12,602.50			
09/08/24	09/08/24	ROCHE HOLDINGS INC (CALLABLE) DTD 03/08/2024 4.790% 03/08/2029	771196CJ9		0.00	11,975.00	11,975.00			



Managed Account Security Transactions & Interest

For the Month Ending **September 30, 2024**

CITY OF PALM DESERT - [REDACTED]

Transaction Type		Security Description	CUSIP	Par	Principal Proceeds	Accrued Interest	Total	Realized G/L Cost	Realized G/L Amort Cost	Sale Method
Trade	Settle									
INTEREST										
09/12/24	09/12/24	NESTLE CAPITAL CORP (CALLABLE) DTD 03/12/2024 4.650% 03/12/2029	64105MAA9		0.00	7,556.25	7,556.25			
09/14/24	09/14/24	BLACKROCK FUNDING INC (CALLABLE) DTD 03/14/2024 4.700% 03/14/2029	09290DAA9		0.00	11,750.00	11,750.00			
09/15/24	09/15/24	US TREASURY N/B DTD 09/15/2023 4.625% 09/15/2026	91282CHY0		0.00	28,906.25	28,906.25			
09/18/24	09/18/24	STATE STREET CORP (CALLABLE) DTD 03/18/2024 4.993% 03/18/2027	857477CL5		0.00	12,108.03	12,108.03			
09/19/24	09/19/24	TOYOTA MOTOR CREDIT CORP DTD 03/21/2024 5.000% 03/19/2027	89236TLY9		0.00	2,843.06	2,843.06			
09/25/24	09/25/24	FHMS K523 AS FLOATING DTD 06/27/2024 5.701% 05/25/2029	3137HDJW1		0.00	3,302.81	3,302.81			
09/25/24	09/25/24	FHMS K519 AS FLOATING DTD 04/18/2024 5.831% 03/25/2029	3137HCKO4		0.00	3,312.63	3,312.63			
09/25/24	09/25/24	FHMS K521 AS FLOATING DTD 05/16/2024 5.783% 03/25/2029	3137HCTM4		0.00	3,285.42	3,285.42			
09/27/24	09/27/24	NIKE INC (CALLABLE) DTD 03/27/2020 2.750% 03/27/2027	654106AJ2		0.00	3,437.50	3,437.50			
09/30/24	09/30/24	US TREASURY N/B DTD 09/30/2021 1.250% 09/30/2028	91282CCY5		0.00	1,062.50	1,062.50			
09/30/24	09/30/24	US TREASURY N/B DTD 09/30/2020 0.375% 09/30/2027	91282CAL5		0.00	1,875.00	1,875.00			
09/30/24	09/30/24	HORMEL FOODS CORP (CALLABLE) DTD 03/08/2024 4.800% 03/30/2027	440452AK6		0.00	13,466.67	13,466.67			
Transaction Type Sub-Total					0.00	158,896.34	158,896.34			
MATURITY										
09/23/24	09/23/24	UNITEDHEALTH GROUP INC DTD 04/19/2024 0.000% 09/23/2024	91058TJP2	2,000,000.00	2,000,000.00	0.00	2,000,000.00	46,200.00	0.00	
Transaction Type Sub-Total				2,000,000.00	2,000,000.00	0.00	2,000,000.00	46,200.00	0.00	
PAYDOWNS										



Managed Account Security Transactions & Interest

For the Month Ending **September 30, 2024**

CITY OF PALM DESERT - [REDACTED]

Transaction Type		Security Description	CUSIP	Par	Principal Proceeds	Accrued Interest	Total	Realized G/L Cost	Realized G/L Amort Cost	Sale Method
Trade	Settle									
PAYDOWNS										
09/01/24	09/25/24	FHMS KJ47 A1 DTD 09/01/2023 5.272% 08/01/2028	3137HAMN3	1,390.87	1,390.87	0.00	1,390.87	(9.56)	(8.77)	
09/01/24	09/25/24	FHMS KJ46 A1 DTD 07/01/2023 4.777% 06/01/2028	3137HAD45	426.36	426.36	0.00	426.36	3.50	3.16	
09/01/24	09/25/24	FHMS K083 A1 DTD 11/01/2018 3.944% 07/01/2028	3137FJV2	8,485.98	8,485.98	0.00	8,485.98	248.61	234.88	
09/25/24	09/25/24	FHMS K523 AS FLOATING DTD 06/27/2024 5.701% 05/25/2029	3137HDJW1	18.14	18.14	0.00	18.14	0.00	0.00	
09/25/24	09/25/24	FHMS K521 AS FLOATING DTD 05/16/2024 5.783% 03/25/2029	3137HCTM4	49.57	49.57	0.00	49.57	0.00	0.00	
09/25/24	09/25/24	FHMS K519 AS FLOATING DTD 04/18/2024 5.831% 03/25/2029	3137HCKO4	64.02	64.02	0.00	64.02	0.00	0.01	
Transaction Type Sub-Total				10,434.94	10,434.94	0.00	10,434.94	242.55	229.28	
SELL										
08/29/24	09/03/24	US TREASURY N/B DTD 12/31/2019 1.750% 12/31/2026	912828YX2	1,100,000.00	1,049,812.50	3,400.14	1,053,212.64	19,808.59	5,612.20	FIFO
08/29/24	09/03/24	US TREASURY N/B DTD 11/30/2021 1.250% 11/30/2026	91282CDK4	1,300,000.00	1,228,398.44	4,217.90	1,232,616.34	28,488.28	7,198.72	FIFO
09/03/24	09/04/24	AIR PRODUCTS & CHEMICALS (CALLABLE) DTD 02/08/2024 4.600% 02/08/2029	009158BH8	300,000.00	305,805.00	996.67	306,801.67	6,039.00	6,017.80	FIFO
09/04/24	09/05/24	BANK OF AMERICA NA (CALLABLE) DTD 08/18/2023 5.526% 08/18/2026	06428CAA2	500,000.00	512,560.00	1,304.75	513,864.75	6,060.00	7,378.51	FIFO
09/23/24	09/24/24	BLACKROCK INC (CALLABLE) DTD 04/29/2019 3.250% 04/30/2029	09247XAP6	360,000.00	351,039.60	4,680.00	355,719.60	11,865.60	11,149.98	FIFO
09/23/24	09/24/24	PACCAR FINANCIAL CORP DTD 01/31/2024 4.600% 01/31/2029	69371RS80	265,000.00	271,768.10	1,828.50	273,596.60	6,916.50	6,911.75	FIFO
09/25/24	09/26/24	BRISTOL-MYERS SQUIBB CO (CALLABLE) DTD 07/15/2020 3.450% 11/15/2027	110122DD7	260,000.00	257,241.40	3,264.08	260,505.48	3,905.20	3,687.22	FIFO
09/26/24	09/27/24	BMW US CAPITAL LLC DTD 04/02/2024 4.900% 04/02/2027	05565ECH6	500,000.00	509,470.00	11,909.72	521,379.72	10,065.00	9,973.58	FIFO



Managed Account Security Transactions & Interest

For the Month Ending **September 30, 2024**

CITY OF PALM DESERT - [REDACTED]										
Transaction Type		Security Description	CUSIP	Par	Principal Proceeds	Accrued Interest	Total	Realized G/L Cost	Realized G/L Amort Cost	Sale Method
Trade	Settle									
SELL										
09/26/24	09/27/24	TOYOTA MOTOR CREDIT CORP DTD 03/21/2024 5.000% 03/19/2027	89236TLY9	115,000.00	117,994.60	127.78	118,122.38	3,133.75	3,111.07	FIFO
Transaction Type Sub-Total				4,700,000.00	4,604,089.64	31,729.54	4,635,819.18	96,281.92	61,040.83	
Managed Account Sub-Total					4,670,853.48	238,189.23	4,909,042.71	142,724.47	61,270.11	
Total Security Transactions					\$4,670,853.48	\$238,189.23	\$4,909,042.71	\$142,724.47	\$61,270.11	



Account Statement - Transaction Summary

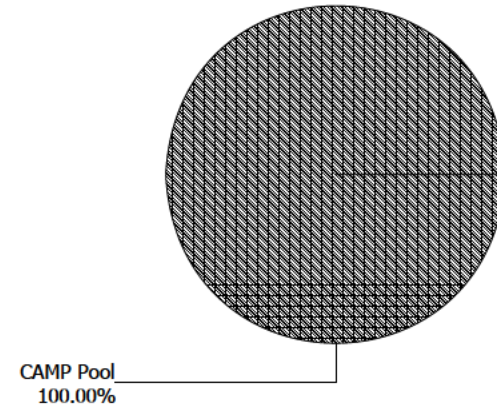
For the Month Ending **September 30, 2024**

CITY OF PALM DESERT - CITY OF PALM DESERT - [REDACTED]

CAMP Pool	
Opening Market Value	175,354,882.27
Purchases	748,349.39
Redemptions	(7,000,000.00)
Unsettled Trades	0.00
Change in Value	0.00
Closing Market Value	\$169,103,231.66
Cash Dividends and Income	748,349.39

Asset Summary		
	September 30, 2024	August 31, 2024
CAMP Pool	169,103,231.66	175,354,882.27
Total	\$169,103,231.66	\$175,354,882.27

Asset Allocation





Account Statement

For the Month Ending **September 30, 2024**

CITY OF PALM DESERT - CITY OF PALM DESERT - [REDACTED]

Trade Date	Settlement Date	Transaction Description	Share or Unit Price	Dollar Amount of Transaction	Total Shares Owned
CAMP Pool					
Opening Balance					175,354,882.27
09/19/24	09/19/24	Redemption - Outgoing Wires	1.00	(7,000,000.00)	168,354,882.27
09/30/24	10/01/24	Accrual Income Div Reinvestment - Distributions	1.00	748,349.39	169,103,231.66
Closing Balance					169,103,231.66

	Month of September	Fiscal YTD January-September
Opening Balance	175,354,882.27	172,831,653.55
Purchases	748,349.39	26,771,578.11
Redemptions (Excl. Checks)	(7,000,000.00)	(30,500,000.00)
Check Disbursements	0.00	0.00
Closing Balance	169,103,231.66	169,103,231.66
Cash Dividends and Income	748,349.39	7,271,578.11

Closing Balance	169,103,231.66
Average Monthly Balance	172,579,827.25
Monthly Distribution Yield	5.29%



Account Statement - Transaction Summary

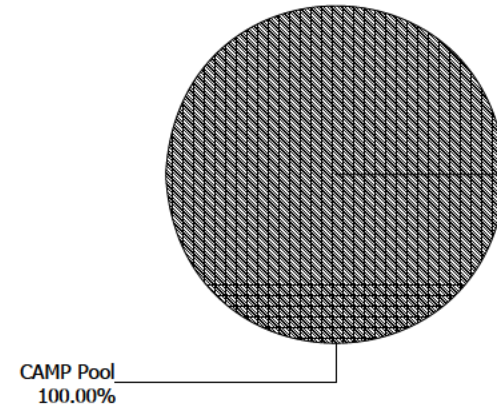
For the Month Ending **September 30, 2024**

CITY OF PALM DESERT - DESERT WILLOW GOLF RESORT - [REDACTED]

CAMP Pool	
Opening Market Value	3,602,866.75
Purchases	15,616.33
Redemptions	0.00
Unsettled Trades	0.00
Change in Value	0.00
Closing Market Value	\$3,618,483.08
Cash Dividends and Income	15,616.33

Asset Summary		
	September 30, 2024	August 31, 2024
CAMP Pool	3,618,483.08	3,602,866.75
Total	\$3,618,483.08	\$3,602,866.75

Asset Allocation	
CAMP Pool	100.00%





Account Statement

For the Month Ending **September 30, 2024**

CITY OF PALM DESERT - DESERT WILLOW GOLF RESORT - [REDACTED]

Trade Date	Settlement Date	Transaction Description	Share or Unit Price	Dollar Amount of Transaction	Total Shares Owned
CAMP Pool					
Opening Balance					3,602,866.75
09/30/24	10/01/24	Accrual Income Div Reinvestment - Distributions	1.00	15,616.33	3,618,483.08
Closing Balance					3,618,483.08

	Month of September	Fiscal YTD January-September
Opening Balance	3,602,866.75	3,204,048.18
Purchases	15,616.33	1,914,434.90
Redemptions (Excl. Checks)	0.00	(1,500,000.00)
Check Disbursements	0.00	0.00
Closing Balance	3,618,483.08	3,618,483.08
Cash Dividends and Income	15,616.33	164,434.90

Closing Balance	3,618,483.08
Average Monthly Balance	3,603,387.29
Monthly Distribution Yield	5.29%

California State Treasurer
Fiona Ma, CPA



Local Agency Investment Fund
P.O. Box 942809
Sacramento, CA 94209-0001
(916) 653-3001

October 02, 2024

[LAIIF Home](#)
[PMIA Average Monthly Yields](#)

CITY OF PALM DESERT

CITY TREASURER
73-510 FRED WARING DRIVE
PALM DESERT, CA 92260-2578

[Tran Type Definitions](#)

Account Number: XXXXXXXXXX

September 2024 Statement

Account Summary

Total Deposit:	0.00	Beginning Balance:	940,431.97
Total Withdrawal:	0.00	Ending Balance:	940,431.97

Fund Summary Report

Parameters: Query: Fund Summary

Bank: oneof

Account Number: oneof [REDACTED]

Counterparty: equalto

Run Date: 02-Oct-2024 12:15:33 PM

User: Susan

From : 01-Sep-2024

To : 30-Sep-2024

As at : 02-Oct-2024

Balance Calculation Based On: Value Date

Account Number	Account Name	Balance Forward	Total Receipts	Total Payments	Total
[REDACTED]	City Of Palm Desert	\$2,807,883.19	\$27,561.51	\$0.00	\$2,835,444.70
[REDACTED]	RDA Successor Agcy Palm Desert	\$357.65	\$3.51	\$0.00	\$361.16

Grand Total: **\$2,808,240.84** **\$27,565.02** **\$0.00** **\$2,835,805.86**



Managed Account Summary Statement

For the Month Ending **October 31, 2024**

CITY OF PALM DESERT - [REDACTED]

Transaction Summary - Managed Account

Opening Market Value	\$63,877,882.95
Maturities/Calls	(5,238,330.79)
Principal Dispositions	(4,829,582.82)
Principal Acquisitions	15,052,156.62
Unsettled Trades	0.00
Change in Current Value	(673,907.94)
Closing Market Value	\$68,188,218.02

Cash Transactions Summary - Managed Account

Maturities/Calls	5,200,000.00
Sale Proceeds	4,848,373.02
Coupon/Interest/Dividend Income	116,161.74
Principal Payments	38,330.79
Security Purchases	(15,077,917.73)
Net Cash Contribution	0.00
Reconciling Transactions	0.00

Earnings Reconciliation (Cash Basis) - Managed Account

Interest/Dividends/Coupons Received	134,951.94
Less Purchased Interest Related to Interest/Coupons	(25,761.11)
Plus Net Realized Gains/Losses	32,783.53
Total Cash Basis Earnings	\$141,974.36

Cash Balance

Closing Cash Balance **\$218,336.47**

Earnings Reconciliation (Accrual Basis)

	Total
Ending Amortized Value of Securities	68,042,421.58
Ending Accrued Interest	411,520.42
Plus Proceeds from Sales	4,848,373.02
Plus Proceeds of Maturities/Calls/Principal Payments	5,238,330.79
Plus Coupons/Dividends Received	116,161.74
Less Cost of New Purchases	(15,077,917.73)
Less Beginning Amortized Value of Securities	(62,968,101.05)
Less Beginning Accrued Interest	(343,628.26)
Total Accrual Basis Earnings	\$267,160.51



Portfolio Summary and Statistics

For the Month Ending **October 31, 2024**

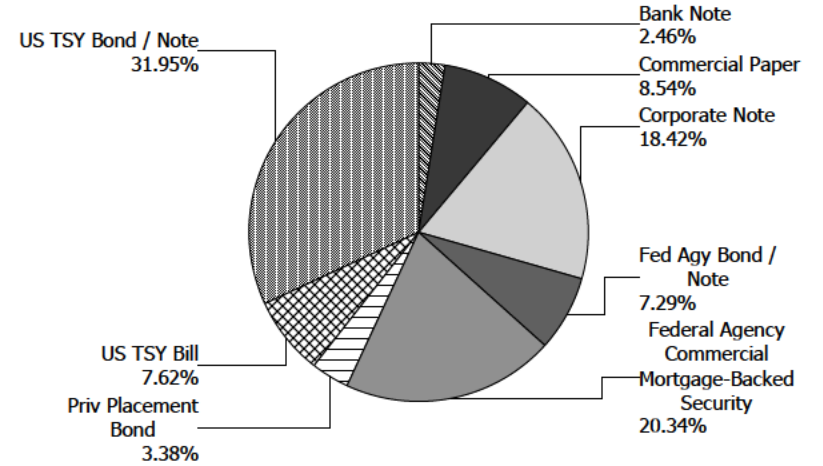
CITY OF PALM DESERT - [REDACTED]

Account Summary

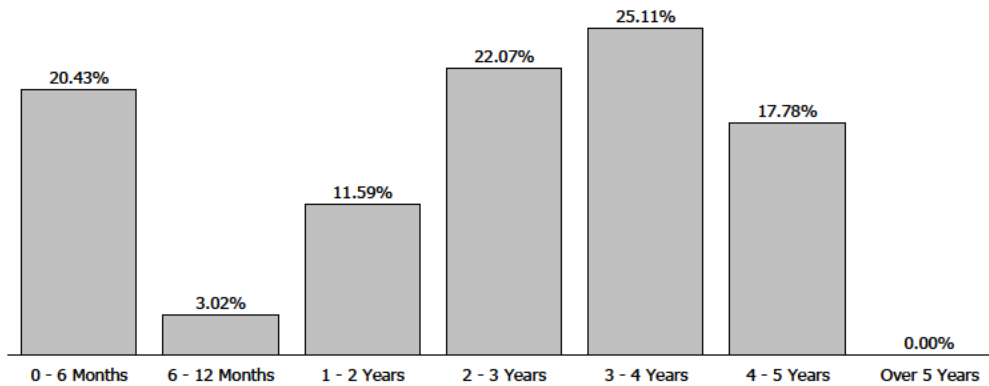
Description	Par Value	Market Value	Percent
U.S. Treasury Bond / Note	22,670,000.00	21,785,798.91	31.95
U.S. Treasury Bill	5,225,000.00	5,196,311.35	7.62
Federal Agency Commercial Mortgage-Backed Security	13,858,290.71	13,869,082.25	20.34
Federal Agency Bond / Note	5,000,000.00	4,969,115.00	7.29
Corporate Note	14,845,000.00	14,867,297.71	21.80
Commercial Paper	5,930,000.00	5,824,190.05	8.54
Bank Note	1,675,000.00	1,676,422.75	2.46
Managed Account Sub-Total	69,203,290.71	68,188,218.02	100.00%
Accrued Interest		411,520.42	
Total Portfolio	69,203,290.71	68,599,738.44	

Unsettled Trades **0.00** **0.00**

Sector Allocation



Maturity Distribution



Characteristics

Yield to Maturity at Cost	4.35%
Yield to Maturity at Market	4.54%
Weighted Average Days to Maturity	899



Managed Account Issuer Summary

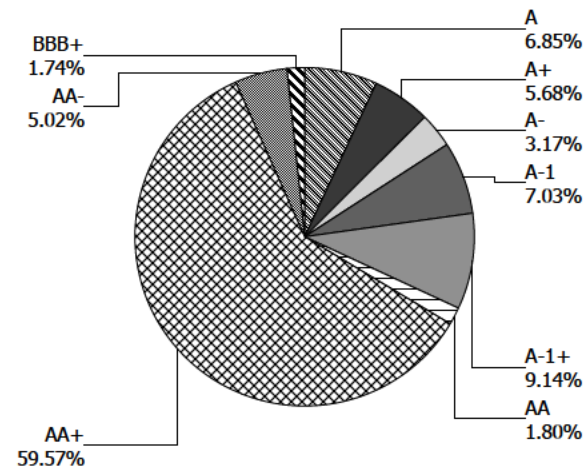
For the Month Ending **October 31, 2024**

CITY OF PALM DESERT -

Issuer Summary

Issuer	Market Value of Holdings	Percent
Accenture PLC	224,835.58	0.33
American Express Co	273,687.79	0.40
Analog Devices Inc	243,591.00	0.36
ANZ Group Holdings Ltd	394,699.11	0.58
Bank of America Corp	1,042,242.60	1.53
Bank of New York Mellon Corp	507,605.12	0.74
Barclays PLC	1,019,139.45	1.49
Bayerische Motoren Werke AG	501,119.32	0.73
BlackRock Inc	669,176.67	0.98
BP PLC	339,627.02	0.50
Bristol-Myers Squibb Co	508,394.86	0.75
Cisco Systems Inc	554,668.40	0.81
Citigroup Inc	1,010,633.91	1.48
Cooperatieve Rabobank UA	506,599.50	0.74
Cummins Inc	505,908.00	0.74
Deere & Co	504,667.50	0.74
Eli Lilly & Co	79,054.80	0.12
Federal Farm Credit Banks Funding Corp	4,969,115.00	7.30
Federal Home Loan Mortgage Corp	13,187,171.56	19.35
Federal National Mortgage Association	681,910.69	1.00
Goldman Sachs Group Inc	472,903.55	0.69
Groupe BPCE	1,025,262.00	1.50
Honda Motor Co Ltd	506,242.97	0.74
Honeywell International Inc	322,055.04	0.47
Hormel Foods Corp	503,725.50	0.74
ING Groep NV	681,148.25	1.00
JPMorgan Chase & Co	817,316.01	1.20
Mercedes-Benz Group AG	253,536.25	0.37
Mitsubishi UFJ Financial Group Inc	1,023,635.60	1.50
Morgan Stanley	1,010,702.00	1.48
National Australia Bank Ltd	1,016,187.00	1.49
National Rural Utilities Cooperative FI	254,047.25	0.37

Credit Quality (S&P Ratings)





Managed Account Issuer Summary

For the Month Ending **October 31, 2024**

CITY OF PALM DESERT - [REDACTED]

Issuer	Market Value of Holdings	Percent
Nestle SA	325,606.78	0.48
NIKE Inc	240,836.75	0.35
PNC Financial Services Group Inc	334,573.05	0.49
Procter & Gamble Co	1,032,762.15	1.51
Roche Holding AG	503,964.00	0.74
State Street Corp	994,394.74	1.46
Toyota Motor Corp	366,105.25	0.54
United Parcel Service Inc	239,907.50	0.35
United Services Automobile Association	723,612.12	1.06
United States Treasury	26,982,110.26	39.58
Wells Fargo & Co	833,736.12	1.22
Total	\$68,188,218.02	100.00%



Managed Account Detail of Securities Held

For the Month Ending **October 31, 2024**

CITY OF PALM DESERT - [REDACTED]

Security Type/Description Dated Date/Coupon/Maturity	CUSIP	Par	S&P Rating	Moody's Rating	Trade Date	Settle Date	Original Cost	YTM at Cost	Accrued Interest	Amortized Cost	Market Value
U.S. Treasury Bond / Note											
US TREASURY N/B DTD 01/31/2024 4.250% 01/31/2026	91282CJV4	1,000,000.00	AA+	Aaa	10/01/24	10/03/24	1,005,703.13	3.80	10,740.49	1,005,372.13	999,727.00
US TREASURY N/B DTD 04/01/2024 4.500% 03/31/2026	91282CKH3	1,000,000.00	AA+	Aaa	10/01/24	10/03/24	1,010,820.31	3.75	3,956.04	1,010,254.39	1,003,359.00
US TREASURY N/B DTD 06/15/2023 4.125% 06/15/2026	91282CHH7	1,000,000.00	AA+	Aaa	10/17/23	10/20/23	977,929.69	5.02	15,665.98	986,539.16	998,594.00
US TREASURY N/B DTD 07/17/2023 4.500% 07/15/2026	91282CHM6	1,000,000.00	AA+	Aaa	10/13/23	10/16/23	990,937.50	4.85	13,328.80	994,389.02	1,004,844.00
US TREASURY N/B DTD 08/15/2023 4.375% 08/15/2026	91282CHU8	1,000,000.00	AA+	Aaa	10/11/23	10/12/23	989,140.63	4.79	9,273.10	993,178.89	1,003,164.00
US TREASURY N/B DTD 09/03/2024 3.750% 08/31/2026	91282CLH2	510,000.00	AA+	Aaa	09/04/24	09/05/24	509,482.03	3.80	3,275.55	509,522.63	506,095.44
US TREASURY N/B DTD 09/03/2024 3.750% 08/31/2026	91282CLH2	890,000.00	AA+	Aaa	10/28/24	10/29/24	883,846.48	4.14	5,716.16	883,873.39	883,186.16
US TREASURY N/B DTD 09/15/2023 4.625% 09/15/2026	91282CHY0	1,250,000.00	AA+	Aaa	12/07/23	12/08/23	1,259,228.52	4.34	7,506.04	1,256,352.44	1,259,961.25
US TREASURY N/B DTD 11/15/2023 4.625% 11/15/2026	91282CJK8	1,250,000.00	AA+	Aaa	12/07/23	12/08/23	1,260,302.73	4.32	26,706.86	1,257,288.06	1,261,083.75
US TREASURY N/B DTD 01/31/2020 1.500% 01/31/2027	912828Z78	430,000.00	AA+	Aaa	01/30/24	01/31/24	398,841.80	4.09	1,630.03	406,659.78	405,795.73
US TREASURY N/B DTD 02/15/2017 2.250% 02/15/2027	912828V98	260,000.00	AA+	Aaa	10/09/24	10/10/24	250,067.19	3.97	1,239.95	250,309.76	249,264.86
US TREASURY N/B DTD 03/15/2024 4.250% 03/15/2027	91282CKE0	115,000.00	AA+	Aaa	09/26/24	09/27/24	116,931.64	3.53	634.56	116,858.66	115,287.50
US TREASURY N/B DTD 08/01/2022 2.750% 07/31/2027	91282CFB2	735,000.00	AA+	Aaa	10/11/23	10/12/23	685,818.16	4.69	5,108.05	699,495.53	708,614.97
US TREASURY N/B DTD 08/31/2020 0.500% 08/31/2027	91282CAH4	1,100,000.00	AA+	Aaa	01/30/24	01/31/24	971,480.47	4.04	941.99	998,501.01	993,824.70



Managed Account Detail of Securities Held

For the Month Ending **October 31, 2024**

CITY OF PALM DESERT - [REDACTED]											
Security Type/Description			S&P	Moody's	Trade	Settle	Original	YTM	Accrued	Amortized	Market
Dated Date/Coupon/Maturity	CUSIP	Par	Rating	Rating	Date	Date	Cost	at Cost	Interest	Cost	Value
U.S. Treasury Bond / Note											
US TREASURY N/B DTD 08/31/2022 3.125% 08/31/2027	91282CFH9	1,400,000.00	AA+	Aaa	07/01/24	07/02/24	1,340,609.38	4.58	7,493.09	1,346,495.40	1,362,375.00
US TREASURY N/B DTD 09/30/2020 0.375% 09/30/2027	91282CAL5	1,000,000.00	AA+	Aaa	11/22/23	11/24/23	855,703.13	4.50	329.67	890,905.00	897,383.00
US TREASURY N/B DTD 10/31/2022 4.125% 10/31/2027	91282CFU0	1,000,000.00	AA+	Aaa	10/13/23	10/16/23	978,320.31	4.72	113.95	983,931.18	999,648.00
US TREASURY N/B DTD 11/30/2020 0.625% 11/30/2027	91282CAY7	225,000.00	AA+	Aaa	11/22/23	11/24/23	193,420.90	4.48	591.70	200,804.43	202,245.08
US TREASURY N/B DTD 11/30/2020 0.625% 11/30/2027	91282CAY7	2,000,000.00	AA+	Aaa	08/01/24	08/02/24	1,790,859.38	4.01	5,259.56	1,805,528.40	1,797,734.00
US TREASURY N/B DTD 12/31/2020 0.625% 12/31/2027	91282CBB6	1,400,000.00	AA+	Aaa	01/25/24	01/26/24	1,226,421.88	4.07	2,948.37	1,260,290.78	1,254,804.60
US TREASURY N/B DTD 02/01/2021 0.750% 01/31/2028	91282CBJ9	400,000.00	AA+	Aaa	01/30/24	01/31/24	352,171.88	4.02	758.15	361,174.43	358,875.20
US TREASURY N/B DTD 02/15/2018 2.750% 02/15/2028	9128283W8	2,500,000.00	AA+	Aaa	08/29/24	09/03/24	2,419,726.56	3.75	14,572.01	2,423,257.44	2,392,382.50
US TREASURY N/B DTD 03/01/2021 1.125% 02/29/2028	91282CBP5	125,000.00	AA+	Aaa	01/30/24	01/31/24	111,533.20	4.01	240.85	114,018.69	113,300.75
US TREASURY N/B DTD 09/30/2021 1.250% 09/30/2028	91282CCY5	170,000.00	AA+	Aaa	12/07/23	12/08/23	148,557.42	4.17	186.81	152,570.28	152,236.36
US TREASURY N/B DTD 05/02/2022 2.875% 04/30/2029	91282CEM9	360,000.00	AA+	Aaa	09/23/24	09/24/24	349,523.44	3.57	28.59	349,740.42	341,015.76
US TREASURY N/B DTD 05/02/2022 2.875% 04/30/2029	91282CEM9	550,000.00	AA+	Aaa	10/10/24	10/11/24	526,259.77	3.92	43.68	526,531.99	520,996.30
Security Type Sub-Total		22,670,000.00					21,603,637.53	4.23	138,290.03	21,783,843.29	21,785,798.91
U.S. Treasury Bill											
TREASURY BILL DTD 08/06/2024 0.000% 12/03/2024	912797ME4	3,225,000.00	A-1+	P-1	10/07/24	10/08/24	3,201,522.00	4.68	0.00	3,211,584.29	3,211,861.35



Managed Account Detail of Securities Held

For the Month Ending **October 31, 2024**

CITY OF PALM DESERT - [REDACTED]

Security Type/Description Dated Date/Coupon/Maturity	CUSIP	Par	S&P Rating	Moody's Rating	Trade Date	Settle Date	Original Cost	YTM at Cost	Accrued Interest	Amortized Cost	Market Value
U.S. Treasury Bill											
TREASURY BILL DTD 07/05/2024 0.000% 01/02/2025	912797LR6	2,000,000.00	A-1+	P-1	10/29/24	10/30/24	1,983,911.11	4.53	0.00	1,984,413.89	1,984,450.00
Security Type Sub-Total		5,225,000.00					5,185,433.11	4.62	0.00	5,195,998.18	5,196,311.35
Federal Agency Commercial Mortgage-Backed Security											
FHMS K070 A2 DTD 12/01/2017 3.303% 11/01/2027	3137FCJK1	350,000.00	AA+	Aaa	07/01/24	07/05/24	332,541.02	4.90	963.38	334,071.69	338,190.65
FHMS K505 A2 DTD 07/01/2023 4.819% 06/01/2028	3137HACX2	660,000.00	AA+	Aaa	03/15/24	03/20/24	659,561.72	4.84	2,650.45	659,624.82	664,110.48
FHMS KJ46 A1 DTD 07/01/2023 4.777% 06/01/2028	3137HAD45	664,074.20	AA+	Aaa	04/02/24	04/05/24	658,626.72	4.99	2,643.57	659,365.00	665,087.58
FHMS K083 A1 DTD 11/01/2018 3.944% 07/01/2028	3137FJJV2	438,084.73	AA+	Aaa	04/26/24	04/30/24	425,250.22	4.72	1,439.84	426,430.81	432,663.87
FNA 2023-M6 A2 DTD 07/01/2023 4.181% 07/01/2028	3136BODE6	692,774.78	AA+	Aaa	10/18/24	10/23/24	688,607.31	4.35	2,413.85	688,632.19	681,910.69
FHMS K508 A2 DTD 10/01/2023 4.740% 08/01/2028	3137HAQ74	630,000.00	AA+	Aaa	06/11/24	06/14/24	623,823.05	5.00	2,488.50	624,329.58	633,149.37
FHMS KJ47 A1 DTD 09/01/2023 5.272% 08/01/2028	3137HAMN3	704,140.08	AA+	Aaa	04/02/24	04/05/24	708,981.04	5.10	3,093.52	708,412.81	713,289.67
FHMS K507 A2 DTD 09/01/2023 4.800% 09/01/2028	3137HAMS2	650,000.00	AA+	Aaa	05/16/24	05/21/24	647,968.75	4.88	2,600.00	648,158.79	653,507.40
FHMS K509 A2 DTD 10/01/2023 4.850% 09/01/2028	3137HAST4	650,000.00	AA+	Aaa	05/16/24	05/21/24	649,339.84	4.88	2,627.08	649,403.18	654,685.85
FHMS K511 A2 DTD 12/01/2023 4.860% 10/01/2028	3137HB3G7	650,000.00	AA+	Aaa	03/25/24	03/28/24	653,859.38	4.71	2,632.50	653,465.29	655,249.40
FHMS K084 A2 DTD 11/01/2018 3.780% 10/01/2028	3137FJZ93	700,000.00	AA+	Aaa	05/16/24	05/21/24	670,031.25	4.85	2,205.00	672,747.08	679,823.90



Managed Account Detail of Securities Held

For the Month Ending **October 31, 2024**

CITY OF PALM DESERT - [REDACTED]												
Security Type/Description	Dated Date/Coupon/Maturity	CUSIP	Par	S&P Rating	Moody's Rating	Trade Date	Settle Date	Original Cost	YTM at Cost	Accrued Interest	Amortized Cost	Market Value
Federal Agency Commercial Mortgage-Backed Security												
FHMS K514 A2 DTD 02/01/2024 4.572% 12/01/2028		3137HBLV4	550,000.00	AA+	Aaa	03/15/24	03/20/24	545,166.02	4.78	2,095.50	545,727.08	549,083.70
FHMS K513 A2 DTD 01/01/2024 4.724% 12/01/2028		3137HBFY5	660,000.00	AA+	Aaa	03/15/24	03/20/24	658,427.34	4.78	2,598.20	658,611.14	662,057.88
FHMS K515 A2 DTD 02/01/2024 5.400% 01/01/2029		3137HBPD0	650,000.00	AA+	Aaa	05/29/24	06/03/24	657,083.98	5.14	2,925.00	656,526.96	668,109.00
FHMS K520 A2 DTD 04/01/2024 5.180% 03/01/2029		3137HCKV3	370,000.00	AA+	Aaa	04/23/24	04/30/24	371,501.83	5.09	1,597.17	371,386.39	377,466.60
FHMS K521 AS FLOATING DTD 05/16/2024 5.377% 03/25/2029		3137HCTM4	649,732.67	AA+	Aaa	05/08/24	05/16/24	649,732.67	5.85	679.29	649,732.67	648,724.94
FHMS K519 AS FLOATING DTD 04/18/2024 5.827% 03/25/2029		3137HCKO4	659,562.57	AA+	Aaa	04/09/24	04/18/24	659,562.57	5.78	747.24	659,562.57	658,798.79
FHMS K524 A2 DTD 07/01/2024 4.720% 05/01/2029		3137HDV56	535,000.00	AA+	Aaa	07/16/24	07/25/24	538,285.43	4.58	2,104.33	538,173.21	537,037.82
FHMS K522 A2 DTD 06/01/2024 4.803% 05/01/2029		3137HDJJ0	665,000.00	AA+	Aaa	06/05/24	06/13/24	664,998.01	4.80	2,661.66	665,000.00	669,089.09
FHMS K523 AS FLOATING DTD 06/27/2024 5.394% 05/25/2029		3137HDJW1	649,921.68	AA+	Aaa	06/18/24	06/27/24	649,921.68	5.87	720.50	649,921.68	650,137.45
FHMS K526 A2 DTD 08/01/2024 4.543% 07/01/2029		3137HDXL9	595,000.00	AA+	Aaa	08/07/24	08/15/24	600,565.63	4.33	2,252.57	600,352.92	592,753.88
FHMS K528 A2 DTD 09/01/2024 4.508% 07/01/2029		3137HFNZ4	680,000.00	AA+	Aaa	10/22/24	10/25/24	681,009.38	4.47	2,554.53	681,022.59	676,439.52
FHMS K529 A2 DTD 10/01/2024 4.791% 09/01/2029		3137HH6C0	405,000.00	AA+	Aaa	10/08/24	10/16/24	413,094.74	4.34	1,616.96	413,034.15	407,714.72
Security Type Sub-Total			13,858,290.71					13,807,939.58	4.93	48,310.64	13,813,692.60	13,869,082.25
Federal Agency Bond / Note												
FEDERAL FARM CREDIT BANK (CALLABLE) DTD 12/23/2020 0.320% 12/23/2024		3133EMLP5	5,000,000.00	AA+	Aaa	09/10/21	09/10/21	4,967,500.00	0.52	5,688.89	4,998,571.43	4,969,115.00



Managed Account Detail of Securities Held

For the Month Ending **October 31, 2024**

CITY OF PALM DESERT - [REDACTED]												
Security Type/Description	Dated Date/Coupon/Maturity	CUSIP	Par	S&P Rating	Moody's Rating	Trade Date	Settle Date	Original Cost	YTM at Cost	Accrued Interest	Amortized Cost	Market Value
Federal Agency Bond / Note												
Security Type Sub-Total			5,000,000.00					4,967,500.00	0.52	5,688.89	4,998,571.43	4,969,115.00
Corporate Note												
CITIGROUP INC (CALLABLE) DTD 10/21/2016 3.200% 10/21/2026		172967KY6	250,000.00	BBB+	A3	07/09/24	07/10/24	239,457.50	5.18	222.22	240,807.63	243,032.00
AMERICAN EXPRESS CO (CALLABLE) DTD 11/04/2021 1.650% 11/04/2026		025816CM9	290,000.00	BBB+	A2	06/18/24	06/20/24	266,936.30	5.26	2,352.63	270,283.96	273,687.79
STATE STREET CORP (CALLABLE) DTD 11/04/2022 5.751% 11/04/2026		857477BX0	500,000.00	A	A1	03/12/24	03/14/24	503,620.00	5.45	14,137.88	502,227.22	504,843.50
GOLDMAN SACHS GROUP INC (CALLABLE) DTD 11/16/2016 3.500% 11/16/2026		38145GAH3	350,000.00	BBB+	A2	05/10/24	05/14/24	334,411.00	5.43	5,614.58	337,144.58	341,649.70
JP MORGAN CHASE BANK NA (CALLABLE) DTD 12/08/2023 5.110% 12/08/2026		48125LRU8	500,000.00	A+	Aa2	03/12/24	03/14/24	502,780.00	4.89	10,149.03	502,150.90	505,837.00
WELLS FARGO BANK NA (CALLABLE) DTD 12/11/2023 5.254% 12/11/2026		94988J6F9	500,000.00	A+	Aa2	03/12/24	03/14/24	503,535.00	4.97	10,216.11	502,737.21	507,531.00
CISCO SYSTEMS INC (CALLABLE) DTD 02/26/2024 4.800% 02/26/2027		17275RBO4	550,000.00	AA-	A1	08/05/24	08/06/24	556,710.00	4.29	4,766.67	556,098.12	554,668.40
COOPERAT RABOBANK UA/NY DTD 03/05/2024 5.041% 03/05/2027		21688ABD3	500,000.00	A+	Aa2	03/11/24	03/13/24	502,270.00	4.87	3,920.78	501,813.74	506,599.50
STATE STREET CORP (CALLABLE) DTD 03/18/2024 4.993% 03/18/2027		857477CL5	200,000.00	A	A1	03/13/24	03/18/24	200,000.00	4.99	1,192.77	200,000.00	201,876.80
STATE STREET CORP (CALLABLE) DTD 03/18/2024 4.993% 03/18/2027		857477CL5	285,000.00	A	A1	03/15/24	03/19/24	284,444.25	5.06	1,699.70	284,552.35	287,674.44
NIKE INC (CALLABLE) DTD 03/27/2020 2.750% 03/27/2027		654106AJ2	250,000.00	AA-	A1	03/13/24	03/15/24	236,067.50	4.74	649.31	238,950.97	240,836.75
HORMEL FOODS CORP (CALLABLE) DTD 03/08/2024 4.800% 03/30/2027		440452AK6	500,000.00	A-	A1	03/11/24	03/13/24	500,895.00	4.72	2,066.67	500,714.68	503,725.50



Managed Account Detail of Securities Held

For the Month Ending **October 31, 2024**

CITY OF PALM DESERT - [REDACTED]											
Security Type/Description			S&P	Moody's	Trade	Settle	Original	YTM	Accrued	Amortized	Market
Dated Date/Coupon/Maturity	CUSIP	Par	Rating	Rating	Date	Date	Cost	at Cost	Interest	Cost	Value
Corporate Note											
GOLDMAN SACHS BANK USA (CALLABLE) DTD 05/21/2024 5.414% 05/21/2027	38151LAG5	130,000.00	A+	A1	05/15/24	05/21/24	130,000.00	5.41	3,128.09	130,000.00	131,253.85
USAA CAPITAL CORP DTD 06/03/2024 5.250% 06/01/2027	90327QD97	710,000.00	AA	Aa1	05/29/24	06/03/24	707,948.10	5.36	15,324.17	708,212.23	723,612.12
NATIONAL AUSTRALIA BK/NY DTD 06/11/2024 5.087% 06/11/2027	63253QAJ3	350,000.00	AA-	Aa2	06/17/24	06/18/24	350,878.50	4.99	6,923.97	350,776.34	355,665.45
NATIONAL AUSTRALIA BK/NY DTD 06/11/2024 5.087% 06/11/2027	63253QAJ3	650,000.00	AA-	Aa2	06/04/24	06/11/24	650,806.00	5.04	12,858.81	650,708.60	660,521.55
ANALOG DEVICES INC (CALLABLE) DTD 09/18/2023 3.450% 06/15/2027	032654BA2	250,000.00	A-	NR	03/13/24	03/15/24	240,110.00	4.78	3,258.33	241,903.87	243,591.00
AMERICAN HONDA FINANCE DTD 07/10/2024 4.900% 07/09/2027	02665WFK2	185,000.00	A-	A3	07/08/24	07/10/24	184,761.35	4.95	2,795.04	184,784.60	186,657.79
AUST & NZ BANKING GRP NY DTD 07/16/2024 4.900% 07/16/2027	05253JB34	390,000.00	AA-	Aa2	07/08/24	07/16/24	390,000.00	4.90	5,573.75	390,000.00	394,699.11
BLACKROCK FUNDING INC (CALLABLE) DTD 07/26/2024 4.600% 07/26/2027	09290DAH4	165,000.00	AA-	Aa3	07/17/24	07/26/24	164,995.05	4.60	2,002.92	164,995.81	165,808.17
HONEYWELL INTERNATIONAL (CALLABLE) DTD 08/01/2024 4.650% 07/30/2027	438516CX2	320,000.00	A	A2	07/29/24	08/01/24	319,990.40	4.65	3,720.00	319,991.84	322,055.04
TOYOTA MOTOR CREDIT CORP DTD 10/10/2024 4.350% 10/08/2027	89236TMS1	110,000.00	A+	A1	10/07/24	10/10/24	109,957.10	4.36	279.13	109,958.00	109,554.17
UNITED PARCEL SERVICE (CALLABLE) DTD 11/14/2017 3.050% 11/15/2027	911312BM7	250,000.00	A	A2	03/13/24	03/15/24	235,922.50	4.74	3,515.97	238,332.74	239,907.50
BP CAP MARKETS AMERICA (CALLABLE) DTD 05/17/2024 5.017% 11/17/2027	10373QBY5	335,000.00	A-	A1	05/16/24	05/20/24	335,010.05	5.02	7,656.50	335,009.11	339,627.02
MERCEDES-BENZ FIN NA DTD 11/28/2022 5.250% 11/29/2027	58769JAC1	250,000.00	A	A2	03/13/24	03/15/24	252,432.50	4.96	5,541.67	252,051.21	253,536.25
BRISTOL-MYERS SQUIBB CO (CALLABLE) DTD 07/15/2020 3.900% 02/20/2028	110122DE5	260,000.00	A	A2	09/25/24	09/26/24	259,542.40	3.95	1,999.83	259,555.07	255,212.36



Managed Account Detail of Securities Held

For the Month Ending **October 31, 2024**

CITY OF PALM DESERT - [REDACTED]												
Security Type/Description			S&P	Moody's	Trade	Settle	Original	YTM	Accrued	Amortized	Market	
Dated Date/Coupon/Maturity	CUSIP	Par	Rating	Rating	Date	Date	Cost	at Cost	Interest	Cost	Value	
Corporate Note												
BMW US CAPITAL LLC (CALLABLE) DTD 04/12/2018 3.750% 04/12/2028	05565EAY1	520,000.00	A	A2	09/26/24	09/27/24	511,056.00	4.28	1,029.17	511,279.32	501,119.32	
WELLS FARGO & COMPANY (CALLABLE) DTD 04/22/2024 5.707% 04/22/2028	95000U3L5	320,000.00	BBB+	A1	04/15/24	04/22/24	320,000.00	5.71	456.56	320,000.00	326,205.12	
BANK OF NY MELLON CORP (CALLABLE) DTD 06/13/2022 3.992% 06/13/2028	06406RBG1	515,000.00	A	A1	07/09/24	07/10/24	499,998.05	4.81	7,880.87	501,079.61	507,605.12	
JPMORGAN CHASE & CO (CALLABLE) DTD 07/22/2024 4.979% 07/22/2028	46647PEL6	310,000.00	A-	A1	07/15/24	07/22/24	310,000.00	4.98	4,244.60	310,000.00	311,479.01	
CUMMINS INC (CALLABLE) DTD 02/20/2024 4.900% 02/20/2029	231021AV8	500,000.00	A	A2	03/11/24	03/13/24	503,430.00	4.74	4,831.94	503,026.76	505,908.00	
BRISTOL-MYERS SQUIBB CO (CALLABLE) DTD 02/22/2024 4.900% 02/22/2029	110122EF1	250,000.00	A	A2	03/11/24	03/13/24	252,085.00	4.71	2,347.92	251,839.52	253,182.50	
ROCHE HOLDINGS INC (CALLABLE) DTD 03/08/2024 4.790% 03/08/2029	771196CJ9	500,000.00	AA	Aa2	03/11/24	03/13/24	502,485.00	4.68	3,525.97	502,194.42	503,964.00	
NESTLE CAPITAL CORP (CALLABLE) DTD 03/12/2024 4.650% 03/12/2029	64105MAA9	325,000.00	AA-	Aa3	03/11/24	03/13/24	325,559.00	4.61	2,056.98	325,495.77	325,606.78	
BLACKROCK FUNDING INC (CALLABLE) DTD 03/14/2024 4.700% 03/14/2029	09290DAA9	500,000.00	AA-	Aa3	03/11/24	03/14/24	502,675.00	4.58	3,068.06	502,370.88	503,368.50	
TOYOTA MOTOR CREDIT CORP DTD 05/16/2024 5.050% 05/16/2029	89236TMF9	165,000.00	A+	A1	05/13/24	05/16/24	164,646.90	5.10	3,819.06	164,675.91	167,177.84	
JOHN DEERE CAPITAL CORP DTD 06/11/2024 4.850% 06/11/2029	24422EXT1	500,000.00	A	A1	06/06/24	06/11/24	499,190.00	4.89	9,430.56	499,246.62	504,667.50	
NATIONAL RURAL UTIL COOP (CALLABLE) DTD 05/10/2024 5.150% 06/15/2029	63743HFS6	250,000.00	A-	A2	07/09/24	07/10/24	252,232.50	4.94	6,115.63	252,106.09	254,047.25	
CITIBANK NA (CALLABLE) DTD 08/06/2024 4.838% 08/06/2029	17325FBK3	435,000.00	A+	Aa3	07/30/24	08/06/24	435,000.00	4.84	4,969.03	435,000.00	436,454.21	
TOYOTA MOTOR CREDIT CORP DTD 08/09/2024 4.550% 08/09/2029	89236TMK8	90,000.00	A+	A1	08/06/24	08/09/24	89,817.30	4.60	932.75	89,824.82	89,373.24	



Managed Account Detail of Securities Held

For the Month Ending **October 31, 2024**

CITY OF PALM DESERT - [REDACTED]											
Security Type/Description			S&P	Moody's	Trade	Settle	Original	YTM	Accrued	Amortized	Market
Dated Date/Coupon/Maturity	CUSIP	Par	Rating	Rating	Date	Date	Cost	at Cost	Interest	Cost	Value
Corporate Note											
ELI LILLY & CO (CALLABLE) DTD 08/14/2024 4.200% 08/14/2029	532457CO9	80,000.00	A+	A1	08/12/24	08/14/24	79,824.80	4.25	718.67	79,831.88	79,054.80
AMERICAN HONDA FINANCE DTD 09/05/2024 4.400% 09/05/2029	02665WFO9	325,000.00	A-	A3	09/03/24	09/05/24	324,610.00	4.43	2,224.44	324,621.22	319,585.18
ACCENTURE CAPITAL INC (CALLABLE) DTD 10/04/2024 4.050% 10/04/2029	00440KAB9	230,000.00	AA-	Aa3	10/01/24	10/04/24	229,597.50	4.09	698.63	229,603.56	224,835.58
Security Type Sub-Total		14,845,000.00					14,765,687.55	4.86	189,917.37	14,775,957.16	14,867,297.71
Commercial Paper											
NATIXIS NY BRANCH DTD 04/03/2024 0.000% 12/05/2024	63873JM56	1,030,000.00	A-1	P-1	04/03/24	04/04/24	992,988.67	5.28	0.00	1,024,863.73	1,025,262.00
ING (US) FUNDING LLC DTD 03/19/2024 0.000% 12/13/2024	4497W0MD7	685,000.00	A-1	P-1	03/19/24	03/19/24	658,383.94	5.20	0.00	680,844.33	681,148.25
MUFG BANK LTD/NY DTD 06/06/2024 0.000% 03/03/2025	62479LQ32	1,040,000.00	A-1	P-1	06/06/24	06/07/24	999,512.51	5.21	0.00	1,021,637.64	1,023,635.60
PROCTER & GAMBLE CO DTD 07/16/2024 0.000% 03/11/2025	74271TOB2	1,050,000.00	A-1+	P-1	07/16/24	07/16/24	1,014,944.58	5.05	0.00	1,030,852.08	1,032,762.15
BARCLAYS CAPITAL INC DTD 10/21/2024 0.000% 06/23/2025	06743UTP7	1,050,000.00	A-1	NR	10/21/24	10/22/24	1,017,690.33	4.54	0.00	1,019,014.50	1,019,139.45
BOFA SECURITIES INC DTD 10/07/2024 0.000% 07/03/2025	06054NU33	1,075,000.00	A-1	NR	10/09/24	10/10/24	1,039,812.27	4.43	0.00	1,042,722.53	1,042,242.60
Security Type Sub-Total		5,930,000.00					5,723,332.30	4.94	0.00	5,819,934.81	5,824,190.05
Bank Note											
CITIBANK NA (CALLABLE) DTD 12/04/2023 5.488% 12/04/2026	17325FBC1	325,000.00	A+	Aa3	03/12/24	03/14/24	329,143.75	4.98	7,283.03	328,202.49	331,147.70
MORGAN STANLEY BANK NA (CALLABLE) DTD 01/18/2024 4.952% 01/14/2028	61690U8A1	500,000.00	A+	Aa3	04/30/24	05/03/24	492,790.00	5.39	7,359.22	493,675.11	502,023.50



Managed Account Detail of Securities Held

For the Month Ending **October 31, 2024**

CITY OF PALM DESERT - [REDACTED]

Security Type/Description Dated Date/Coupon/Maturity	CUSIP	Par	S&P Rating	Moody's Rating	Trade Date	Settle Date	Original Cost	YTM at Cost	Accrued Interest	Amortized Cost	Market Value
Bank Note											
PNC BANK NA (CALLABLE) DTD 01/22/2018 3.250% 01/22/2028	69353RFJ2	350,000.00	A	A2	07/18/24	07/19/24	330,564.50	5.00	3,128.13	332,019.91	334,573.05
MORGAN STANLEY BANK NA (CALLABLE) DTD 05/30/2024 5.504% 05/26/2028	61690U8B9	500,000.00	A+	Aa3	05/29/24	05/30/24	500,605.00	5.47	11,543.11	500,526.60	508,678.50
Security Type Sub-Total		1,675,000.00					1,653,103.25	5.25	29,313.49	1,654,424.11	1,676,422.75
Managed Account Sub-Total		69,203,290.71					67,706,633.32	4.35	411,520.42	68,042,421.58	68,188,218.02
Securities Sub-Total		\$69,203,290.71					\$67,706,633.32	4.35%	\$411,520.42	\$68,042,421.58	\$68,188,218.02
Accrued Interest											\$411,520.42
Total Investments											\$68,599,738.44



Managed Account Fair Market Value & Analytics

For the Month Ending **October 31, 2024**

CITY OF PALM DESERT - [REDACTED]

Security Type/Description Dated Date/Coupon/Maturity	CUSIP	Par	Broker	Next Call Date	Market Price	Market Value	Unreal G/L On Cost	Unreal G/L Amort Cost	Effective Duration	YTM at Mkt
U.S. Treasury Bond / Note										
US TREASURY N/B DTD 01/31/2024 4.250% 01/31/2026	91282CJV4	1,000,000.00	BMO		99.97	999,727.00	(5,976.13)	(5,645.13)	1.20	4.26
US TREASURY N/B DTD 04/01/2024 4.500% 03/31/2026	91282CKH3	1,000,000.00	BOFAML		100.34	1,003,359.00	(7,461.31)	(6,895.39)	1.35	4.24
US TREASURY N/B DTD 06/15/2023 4.125% 06/15/2026	91282CHH7	1,000,000.00	StifelNi		99.86	998,594.00	20,664.31	12,054.84	1.53	4.20
US TREASURY N/B DTD 07/17/2023 4.500% 07/15/2026	91282CHM6	1,000,000.00	JPMorgan		100.48	1,004,844.00	13,906.50	10,454.98	1.61	4.18
US TREASURY N/B DTD 08/15/2023 4.375% 08/15/2026	91282CHU8	1,000,000.00	JPMorgan		100.32	1,003,164.00	14,023.37	9,985.11	1.69	4.18
US TREASURY N/B DTD 09/03/2024 3.750% 08/31/2026	91282CLH2	510,000.00	BOFAML		99.23	506,095.44	(3,386.59)	(3,427.19)	1.74	4.18
US TREASURY N/B DTD 09/03/2024 3.750% 08/31/2026	91282CLH2	890,000.00	Nomura		99.23	883,186.16	(660.32)	(687.23)	1.74	4.18
US TREASURY N/B DTD 09/15/2023 4.625% 09/15/2026	91282CHY0	1,250,000.00	JPMorgan		100.80	1,259,961.25	732.73	3,608.81	1.77	4.16
US TREASURY N/B DTD 11/15/2023 4.625% 11/15/2026	91282CJK8	1,250,000.00	JPMorgan		100.89	1,261,083.75	781.02	3,795.69	1.89	4.15
US TREASURY N/B DTD 01/31/2020 1.500% 01/31/2027	912828Z78	430,000.00	WellsFar		94.37	405,795.73	6,953.93	(864.05)	2.16	4.14
US TREASURY N/B DTD 02/15/2017 2.250% 02/15/2027	912828V98	260,000.00	Citigrou		95.87	249,264.86	(802.33)	(1,044.90)	2.19	4.15
US TREASURY N/B DTD 03/15/2024 4.250% 03/15/2027	91282CKE0	115,000.00	WellsFar		100.25	115,287.50	(1,644.14)	(1,571.16)	2.22	4.12
US TREASURY N/B DTD 08/01/2022 2.750% 07/31/2027	91282CFB2	735,000.00	JPMorgan		96.41	708,614.97	22,796.81	9,119.44	2.59	4.13
US TREASURY N/B DTD 08/31/2020 0.500% 08/31/2027	91282CAH4	1,100,000.00	WellsFar		90.35	993,824.70	22,344.23	(4,676.31)	2.75	4.09
US TREASURY N/B DTD 08/31/2022 3.125% 08/31/2027	91282CFH9	1,400,000.00	Citigrou		97.31	1,362,375.00	21,765.62	15,879.60	2.66	4.13
US TREASURY N/B DTD 09/30/2020 0.375% 09/30/2027	91282CAL5	1,000,000.00	WellsFar		89.74	897,383.00	41,679.87	6,478.00	2.84	4.14
US TREASURY N/B DTD 10/31/2022 4.125% 10/31/2027	91282CFU0	1,000,000.00	JPMorgan		99.96	999,648.00	21,327.69	15,716.82	2.79	4.13



Managed Account Fair Market Value & Analytics

For the Month Ending **October 31, 2024**

CITY OF PALM DESERT - [REDACTED]

Security Type/Description Dated Date/Coupon/Maturity	CUSIP	Par	Broker	Next Call Date	Market Price	Market Value	Unreal G/L On Cost	Unreal G/L Amort Cost	Effective Duration	YTM at Mkt
U.S. Treasury Bond / Note										
US TREASURY N/B DTD 11/30/2020 0.625% 11/30/2027	91282CAY7	225,000.00	WellsFar		89.89	202,245.08	8,824.18	1,440.65	2.98	4.10
US TREASURY N/B DTD 11/30/2020 0.625% 11/30/2027	91282CAY7	2,000,000.00	Nomura		89.89	1,797,734.00	6,874.62	(7,794.40)	2.98	4.10
US TREASURY N/B DTD 12/31/2020 0.625% 12/31/2027	91282CBB6	1,400,000.00	JPMorgan		89.63	1,254,804.60	28,382.72	(5,486.18)	3.06	4.10
US TREASURY N/B DTD 02/01/2021 0.750% 01/31/2028	91282CBJ9	400,000.00	JPMorgan		89.72	358,875.20	6,703.32	(2,299.23)	3.14	4.15
US TREASURY N/B DTD 02/15/2018 2.750% 02/15/2028	9128283W8	2,500,000.00	SGAS		95.70	2,392,382.50	(27,344.06)	(30,874.94)	3.08	4.14
US TREASURY N/B DTD 03/01/2021 1.125% 02/29/2028	91282CBP5	125,000.00	JPMorgan		90.64	113,300.75	1,767.55	(717.94)	3.20	4.10
US TREASURY N/B DTD 09/30/2021 1.250% 09/30/2028	91282CCY5	170,000.00	JPMorgan		89.55	152,236.36	3,678.94	(333.92)	3.74	4.12
US TREASURY N/B DTD 05/02/2022 2.875% 04/30/2029	91282CEM9	360,000.00	Citigrou		94.73	341,015.76	(8,507.68)	(8,724.66)	4.15	4.15
US TREASURY N/B DTD 05/02/2022 2.875% 04/30/2029	91282CEM9	550,000.00	WellsFar		94.73	520,996.30	(5,263.47)	(5,535.69)	4.15	4.15
Security Type Sub-Total		22,670,000.00				21,785,798.91	182,161.38	1,955.62	2.41	4.15
U.S. Treasury Bill										
TREASURY BILL DTD 08/06/2024 0.000% 12/03/2024	912797ME4	3,225,000.00	ASLC		99.59	3,211,861.35	10,339.35	277.06	0.09	5.05
TREASURY BILL DTD 07/05/2024 0.000% 01/02/2025	912797LR6	2,000,000.00	ASLC		99.22	1,984,450.00	538.89	36.11	0.17	5.23
Security Type Sub-Total		5,225,000.00				5,196,311.35	10,878.24	313.17	0.12	5.12
Federal Agency Commercial Mortgage-Backed Security										
FHMS K070 A2 DTD 12/01/2017 3.303% 11/01/2027	3137FCJK1	350,000.00	PNCBank		96.63	338,190.65	5,649.63	4,118.96	2.75	4.48
FHMS K505 A2 DTD 07/01/2023 4.819% 06/01/2028	3137HACX2	660,000.00	PNCBank		100.62	664,110.48	4,548.76	4,485.66	3.20	4.55



Managed Account Fair Market Value & Analytics

For the Month Ending **October 31, 2024**

CITY OF PALM DESERT - [REDACTED]

Security Type/Description Dated Date/Coupon/Maturity	CUSIP	Par	Broker	Next Call Date	Market Price	Market Value	Unreal G/L On Cost	Unreal G/L Amort Cost	Effective Duration	YTM at Mkt
Federal Agency Commercial Mortgage-Backed Security										
FHMS KJ46 A1 DTD 07/01/2023 4.777% 06/01/2028	3137HAD45	664,074.20	BNPPSA		100.15	665,087.58	6,460.86	5,722.58	2.42	4.61
FHMS K083 A1 DTD 11/01/2018 3.944% 07/01/2028	3137FJJV2	438,084.73	MorganSt		98.76	432,663.87	7,413.65	6,233.06	1.84	4.50
FNA 2023-M6 A2 DTD 07/01/2023 4.181% 07/01/2028	3136BQDE6	692,774.78	Citigrou		98.43	681,910.69	(6,696.62)	(6,721.50)	3.34	4.58
FHMS K508 A2 DTD 10/01/2023 4.740% 08/01/2028	3137HAQ74	630,000.00	MorganSt		100.50	633,149.37	9,326.32	8,819.79	3.37	4.52
FHMS KJ47 A1 DTD 09/01/2023 5.272% 08/01/2028	3137HAMN3	704,140.08	BREAN		101.30	713,289.67	4,308.63	4,876.86	2.66	4.69
FHMS K507 A2 DTD 09/01/2023 4.800% 09/01/2028	3137HAMS2	650,000.00	BOFAML		100.54	653,507.40	5,538.65	5,348.61	3.40	4.57
FHMS K509 A2 DTD 10/01/2023 4.850% 09/01/2028	3137HAST4	650,000.00	BOFAML		100.72	654,685.85	5,346.01	5,282.67	3.44	4.57
FHMS K511 A2 DTD 12/01/2023 4.860% 10/01/2028	3137HB3G7	650,000.00	BREAN		100.81	655,249.40	1,390.02	1,784.11	3.50	4.56
FHMS K084 A2 DTD 11/01/2018 3.780% 10/01/2028	3137FJZ93	700,000.00	MIZU		97.12	679,823.90	9,792.65	7,076.82	3.58	4.54
FHMS K514 A2 DTD 02/01/2024 4.572% 12/01/2028	3137HBLV4	550,000.00	TD Secur		99.83	549,083.70	3,917.68	3,356.62	3.59	4.55
FHMS K513 A2 DTD 01/01/2024 4.724% 12/01/2028	3137HBFY5	660,000.00	TD Secur		100.31	662,057.88	3,630.54	3,446.74	3.63	4.57
FHMS K515 A2 DTD 02/01/2024 5.400% 01/01/2029	3137HBPD0	650,000.00	TD Secur		102.79	668,109.00	11,025.02	11,582.04	3.62	4.57
FHMS K520 A2 DTD 04/01/2024 5.180% 03/01/2029	3137HCKV3	370,000.00	BOFAML		102.02	377,466.60	5,964.77	6,080.21	3.82	4.59
FHMS K521 AS FLOATING DTD 05/16/2024 5.377% 03/25/2029	3137HCTM4	649,732.67	JPMorgan		99.84	648,724.94	(1,007.73)	(1,007.73)	0.07	5.48
FHMS K519 AS FLOATING DTD 04/18/2024 5.827% 03/25/2029	3137HCKQ4	659,562.57	WellsFar		99.88	658,798.79	(763.78)	(763.78)	0.07	5.43
FHMS K524 A2 DTD 07/01/2024 4.720% 05/01/2029	3137HDV56	535,000.00	PIER		100.38	537,037.82	(1,247.61)	(1,135.39)	4.00	4.56
FHMS K522 A2 DTD 06/01/2024 4.803% 05/01/2029	3137HDJJ0	665,000.00	MorganSt		100.61	669,089.09	4,091.08	4,089.09	3.90	4.58



Managed Account Fair Market Value & Analytics

For the Month Ending **October 31, 2024**

CITY OF PALM DESERT - [REDACTED]

Security Type/Description Dated Date/Coupon/Maturity	CUSIP	Par	Broker	Next Call Date	Market Price	Market Value	Unreal G/L On Cost	Unreal G/L Amort Cost	Effective Duration	YTM at Mkt
Federal Agency Commercial Mortgage-Backed Security										
FHMS K523 AS FLOATING DTD 06/27/2024 5.394% 05/25/2029	3137HDJW1	649,921.68	BOFAML		100.03	650,137.45	215.77	215.77	0.08	5.46
FHMS K526 A2 DTD 08/01/2024 4.543% 07/01/2029	3137HDXL9	595,000.00	BMO		99.62	592,753.88	(7,811.75)	(7,599.04)	4.15	4.55
FHMS K528 A2 DTD 09/01/2024 4.508% 07/01/2029	3137HFNZ4	680,000.00	MorganSt		99.48	676,439.52	(4,569.86)	(4,583.07)	4.16	4.57
FHMS K529 A2 DTD 10/01/2024 4.791% 09/01/2029	3137HH6C0	405,000.00	MorganSt		100.67	407,714.72	(5,380.02)	(5,319.43)	4.25	4.56
Security Type Sub-Total		13,858,290.71				13,869,082.25	61,142.67	55,389.65	2.96	4.69
Federal Agency Bond / Note										
FEDERAL FARM CREDIT BANK (CALLABLE) DTD 12/23/2020 0.320% 12/23/2024	3133EMLP5	5,000,000.00	DIRECT		99.38	4,969,115.00	1,615.00	(29,456.43)	0.14	4.77
Security Type Sub-Total		5,000,000.00				4,969,115.00	1,615.00	(29,456.43)	0.14	4.77
Corporate Note										
CITIGROUP INC (CALLABLE) DTD 10/21/2016 3.200% 10/21/2026	172967KY6	250,000.00	GoldmanS	07/21/26	97.21	243,032.00	3,574.50	2,224.37	1.83	4.70
AMERICAN EXPRESS CO (CALLABLE) DTD 11/04/2021 1.650% 11/04/2026	025816CM9	290,000.00	WellsFar	10/04/26	94.38	273,687.79	6,751.49	3,403.83	1.92	4.57
STATE STREET CORP (CALLABLE) DTD 11/04/2022 5.751% 11/04/2026	857477BX0	500,000.00	GoldmanS	11/04/25	100.97	504,843.50	1,223.50	2,616.28	0.94	5.46
GOLDMAN SACHS GROUP INC (CALLABLE) DTD 11/16/2016 3.500% 11/16/2026	38145GAH3	350,000.00	BOFAML	11/16/25	97.61	341,649.70	7,238.70	4,505.12	1.70	4.72
JP MORGAN CHASE BANK NA (CALLABLE) DTD 12/08/2023 5.110% 12/08/2026	48125LRU8	500,000.00	JANE	11/08/26	101.17	505,837.00	3,057.00	3,686.10	1.89	4.48
WELLS FARGO BANK NA (CALLABLE) DTD 12/11/2023 5.254% 12/11/2026	94988J6F9	500,000.00	MAXE	11/09/26	101.51	507,531.00	3,996.00	4,793.79	1.89	4.49
CISCO SYSTEMS INC (CALLABLE) DTD 02/26/2024 4.800% 02/26/2027	17275RBO4	550,000.00	Citigrou	01/26/27	100.85	554,668.40	(2,041.60)	(1,429.72)	2.12	4.40
COOPERAT RABOBANK UA/NY DTD 03/05/2024 5.041% 03/05/2027	21688ABD3	500,000.00	MAXE		101.32	506,599.50	4,329.50	4,785.76	2.17	4.44



Managed Account Fair Market Value & Analytics

For the Month Ending **October 31, 2024**

CITY OF PALM DESERT - [REDACTED]

Security Type/Description Dated Date/Coupon/Maturity	CUSIP	Par	Broker	Next Call Date	Market Price	Market Value	Unreal G/L On Cost	Unreal G/L Amort Cost	Effective Duration	YTM at Mkt
Corporate Note										
STATE STREET CORP (CALLABLE) DTD 03/18/2024 4.993% 03/18/2027	857477CL5	200,000.00	MorganSt	02/18/27	100.94	201,876.80	1,876.80	1,876.80	2.16	4.55
STATE STREET CORP (CALLABLE) DTD 03/18/2024 4.993% 03/18/2027	857477CL5	285,000.00	MorganSt	02/18/27	100.94	287,674.44	3,230.19	3,122.09	2.16	4.55
NIKE INC (CALLABLE) DTD 03/27/2020 2.750% 03/27/2027	654106AJ2	250,000.00	BOFAML	01/27/27	96.33	240,836.75	4,769.25	1,885.78	2.25	4.35
HORMEL FOODS CORP (CALLABLE) DTD 03/08/2024 4.800% 03/30/2027	440452AK6	500,000.00	JPMorgan	02/28/27	100.75	503,725.50	2,830.50	3,010.82	2.20	4.45
GOLDMAN SACHS BANK USA (CALLABLE) DTD 05/21/2024 5.414% 05/21/2027	38151LAG5	130,000.00	GoldmanS	05/21/26	100.96	131,253.85	1,253.85	1,253.85	1.46	5.07
USAA CAPITAL CORP DTD 06/03/2024 5.250% 06/01/2027	90327QD97	710,000.00	Deutsche		101.92	723,612.12	15,664.02	15,399.89	2.34	4.46
NATIONAL AUSTRALIA BK/NY DTD 06/11/2024 5.087% 06/11/2027	63253QAJ3	350,000.00	LoopCapM		101.62	355,665.45	4,786.95	4,889.11	2.38	4.40
NATIONAL AUSTRALIA BK/NY DTD 06/11/2024 5.087% 06/11/2027	63253QAJ3	650,000.00	CABRERA		101.62	660,521.55	9,715.55	9,812.95	2.38	4.40
ANALOG DEVICES INC (CALLABLE) DTD 09/18/2023 3.450% 06/15/2027	032654BA2	250,000.00	JANE	03/15/27	97.44	243,591.00	3,481.00	1,687.13	2.37	4.48
AMERICAN HONDA FINANCE DTD 07/10/2024 4.900% 07/09/2027	02665WFK2	185,000.00	Barclays		100.90	186,657.79	1,896.44	1,873.19	2.46	4.54
AUST & NZ BANKING GRP NY DTD 07/16/2024 4.900% 07/16/2027	05253JB34	390,000.00	WellsFar		101.20	394,699.11	4,699.11	4,699.11	2.48	4.43
BLACKROCK FUNDING INC (CALLABLE) DTD 07/26/2024 4.600% 07/26/2027	09290DAH4	165,000.00	BOFAML	06/26/27	100.49	165,808.17	813.12	812.36	2.47	4.38
HONEYWELL INTERNATIONAL (CALLABLE) DTD 08/01/2024 4.650% 07/30/2027	438516CX2	320,000.00	Deutsche	06/30/27	100.64	322,055.04	2,064.64	2,063.20	2.48	4.38
TOYOTA MOTOR CREDIT CORP DTD 10/10/2024 4.350% 10/08/2027	89236TMS1	110,000.00	Citigrou		99.59	109,554.17	(402.93)	(403.83)	2.72	4.47
UNITED PARCEL SERVICE (CALLABLE) DTD 11/14/2017 3.050% 11/15/2027	911312BM7	250,000.00	BOFAML	08/15/27	95.96	239,907.50	3,985.00	1,574.76	2.76	4.46
BP CAP MARKETS AMERICA (CALLABLE) DTD 05/17/2024 5.017% 11/17/2027	10373QBY5	335,000.00	BNP Sec	10/17/27	101.38	339,627.02	4,616.97	4,617.91	2.70	4.51
MERCEDES-BENZ FIN NA DTD 11/28/2022 5.250% 11/29/2027	58769JAC1	250,000.00	FTNF		101.41	253,536.25	1,103.75	1,485.04	2.75	4.72



Managed Account Fair Market Value & Analytics

For the Month Ending **October 31, 2024**

CITY OF PALM DESERT - [REDACTED]

Security Type/Description Dated Date/Coupon/Maturity	CUSIP	Par	Broker	Next Call Date	Market Price	Market Value	Unreal G/L On Cost	Unreal G/L Amort Cost	Effective Duration	YTM at Mkt
Corporate Note										
BRISTOL-MYERS SQUIBB CO (CALLABLE) DTD 07/15/2020 3.900% 02/20/2028	110122DE5	260,000.00	FifthThi	11/20/27	98.16	255,212.36	(4,330.04)	(4,342.71)	2.96	4.48
BMW US CAPITAL LLC (CALLABLE) DTD 04/12/2018 3.750% 04/12/2028	05565EAY1	520,000.00	GoldmanS	01/12/28	96.37	501,119.32	(9,936.68)	(10,160.00)	3.11	4.83
WELLS FARGO & COMPANY (CALLABLE) DTD 04/22/2024 5.707% 04/22/2028	95000U3L5	320,000.00	WellsFar	04/22/27	101.94	326,205.12	6,205.12	6,205.12	2.29	5.09
BANK OF NY MELLON CORP (CALLABLE) DTD 06/13/2022 3.992% 06/13/2028	06406RBG1	515,000.00	Deutsche	06/13/27	98.56	507,605.12	7,607.07	6,525.51	2.41	4.93
JPMORGAN CHASE & CO (CALLABLE) DTD 07/22/2024 4.979% 07/22/2028	46647PEL6	310,000.00	JPMorgan	07/22/27	100.48	311,479.01	1,479.01	1,479.01	2.50	5.02
CUMMINS INC (CALLABLE) DTD 02/20/2024 4.900% 02/20/2029	231021AV8	500,000.00	MAXE	01/20/29	101.18	505,908.00	2,478.00	2,881.24	3.78	4.57
BRISTOL-MYERS SQUIBB CO (CALLABLE) DTD 02/22/2024 4.900% 02/22/2029	110122EF1	250,000.00	Jefferie	01/22/29	101.27	253,182.50	1,097.50	1,342.98	3.78	4.53
ROCHE HOLDINGS INC (CALLABLE) DTD 03/08/2024 4.790% 03/08/2029	771196CJ9	500,000.00	Citigrou	02/08/29	100.79	503,964.00	1,479.00	1,769.58	3.83	4.54
NESTLE CAPITAL CORP (CALLABLE) DTD 03/12/2024 4.650% 03/12/2029	64105MAA9	325,000.00	GoldmanS	02/12/29	100.19	325,606.78	47.78	111.01	3.85	4.57
BLACKROCK FUNDING INC (CALLABLE) DTD 03/14/2024 4.700% 03/14/2029	09290DAA9	500,000.00	Citigrou	02/14/29	100.67	503,368.50	693.50	997.62	3.85	4.49
TOYOTA MOTOR CREDIT CORP DTD 05/16/2024 5.050% 05/16/2029	89236TMF9	165,000.00	BOFAML		101.32	167,177.84	2,530.94	2,501.93	3.93	4.66
JOHN DEERE CAPITAL CORP DTD 06/11/2024 4.850% 06/11/2029	24422EXT1	500,000.00	JPMorgan		100.93	504,667.50	5,477.50	5,420.88	4.02	4.57
NATIONAL RURAL UTIL COOP (CALLABLE) DTD 05/10/2024 5.150% 06/15/2029	63743HFS6	250,000.00	JPMorgan	05/15/29	101.62	254,047.25	1,814.75	1,941.16	3.95	4.73
CITIBANK NA (CALLABLE) DTD 08/06/2024 4.838% 08/06/2029	17325FBK3	435,000.00	Citigrou	07/06/29	100.33	436,454.21	1,454.21	1,454.21	4.13	4.75
TOYOTA MOTOR CREDIT CORP DTD 08/09/2024 4.550% 08/09/2029	89236TMK8	90,000.00	MIZU		99.30	89,373.24	(444.06)	(451.58)	4.20	4.65
ELI LILLY & CO (CALLABLE) DTD 08/14/2024 4.200% 08/14/2029	532457CQ9	80,000.00	MorganSt	07/14/29	98.82	79,054.80	(770.00)	(777.08)	4.22	4.47
AMERICAN HONDA FINANCE DTD 09/05/2024 4.400% 09/05/2029	02665WFO9	325,000.00	Deutsche		98.33	319,585.18	(5,024.82)	(5,036.04)	4.28	4.75



Managed Account Fair Market Value & Analytics

For the Month Ending **October 31, 2024**

CITY OF PALM DESERT - [REDACTED]

Security Type/Description Dated Date/Coupon/Maturity	CUSIP	Par	Broker	Next Call Date	Market Price	Market Value	Unreal G/L On Cost	Unreal G/L Amort Cost	Effective Duration	YTM at Mkt
Corporate Note										
ACCENTURE CAPITAL INC (CALLABLE) DTD 10/04/2024 4.050% 10/04/2029	00440KAB9	230,000.00	JPMorgan	09/04/29	97.75	224,835.58	(4,761.92)	(4,767.98)	4.37	4.52
Security Type Sub-Total		14,845,000.00				14,867,297.71	101,610.16	91,340.55	2.73	4.60
Commercial Paper										
NATIXIS NY BRANCH DTD 04/03/2024 0.000% 12/05/2024	63873JM56	1,030,000.00	NAT		99.54	1,025,262.00	32,273.33	398.27	0.10	4.72
ING (US) FUNDING LLC DTD 03/19/2024 0.000% 12/13/2024	4497W0MD7	685,000.00	INGM		99.44	681,148.25	22,764.31	303.92	0.12	4.70
MUFG BANK LTD/NY DTD 06/06/2024 0.000% 03/03/2025	62479LQ32	1,040,000.00	MUFG		98.43	1,023,635.60	24,123.09	1,997.96	0.33	4.63
PROCTER & GAMBLE CO DTD 07/16/2024 0.000% 03/11/2025	74271TOB2	1,050,000.00	SEEL		98.36	1,032,762.15	17,817.57	1,910.07	0.35	4.54
BARCLAYS CAPITAL INC DTD 10/21/2024 0.000% 06/23/2025	06743UTP7	1,050,000.00	Barclays		97.06	1,019,139.45	1,449.12	124.95	0.64	4.57
BOFA SECURITIES INC DTD 10/07/2024 0.000% 07/03/2025	06054NU33	1,075,000.00	BOFAML		96.95	1,042,242.60	2,430.33	(479.93)	0.66	4.60
Security Type Sub-Total		5,930,000.00				5,824,190.05	100,857.75	4,255.24	0.38	4.62
Bank Note										
CITIBANK NA (CALLABLE) DTD 12/04/2023 5.488% 12/04/2026	17325FBC1	325,000.00	Deutsche	11/04/26	101.89	331,147.70	2,003.95	2,945.21	1.87	4.52
MORGAN STANLEY BANK NA (CALLABLE) DTD 01/18/2024 4.952% 01/14/2028	61690U8A1	500,000.00	Deutsche	01/14/27	100.40	502,023.50	9,233.50	8,348.39	2.04	5.09
PNC BANK NA (CALLABLE) DTD 01/22/2018 3.250% 01/22/2028	69353RFJ2	350,000.00	Citigrou	12/23/27	95.59	334,573.05	4,008.55	2,553.14	2.97	4.71
MORGAN STANLEY BANK NA (CALLABLE) DTD 05/30/2024 5.504% 05/26/2028	61690U8B9	500,000.00	BOFAML	05/26/27	101.74	508,678.50	8,073.50	8,151.90	2.33	5.00
Security Type Sub-Total		1,675,000.00				1,676,422.75	23,319.50	21,998.64	2.28	4.87
Managed Account Sub-Total		69,203,290.71				68,188,218.02	481,584.70	145,796.44	2.08	4.54



Managed Account Fair Market Value & Analytics

For the Month Ending **October 31, 2024**

CITY OF PALM DESERT - [REDACTED]						
Securities Sub-Total	\$69,203,290.71	\$68,188,218.02	\$481,584.70	\$145,796.44	2.08	4.54%
Accrued Interest		\$411,520.42				
Total Investments		\$68,599,738.44				



Managed Account Security Transactions & Interest

For the Month Ending **October 31, 2024**

CITY OF PALM DESERT - [REDACTED]										
Transaction Type		Security Description	CUSIP	Par	Principal Proceeds	Accrued Interest	Total	Realized G/L Cost	Realized G/L Amort Cost	Sale Method
Trade	Settle									
BUY										
10/01/24	10/03/24	US TREASURY N/B DTD 01/31/2024 4.250% 01/31/2026	91282CJV4	1,000,000.00	(1,005,703.13)	(7,391.30)	(1,013,094.43)			
10/01/24	10/03/24	US TREASURY N/B DTD 04/01/2024 4.500% 03/31/2026	91282CKH3	1,000,000.00	(1,010,820.31)	(370.88)	(1,011,191.19)			
10/01/24	10/04/24	ACCENTURE CAPITAL INC (CALLABLE) DTD 10/04/2024 4.050% 10/04/2029	00440KAB9	230,000.00	(229,597.50)	0.00	(229,597.50)			
10/07/24	10/08/24	TREASURY BILL DTD 08/06/2024 0.000% 12/03/2024	912797ME4	5,250,000.00	(5,211,780.00)	0.00	(5,211,780.00)			
10/07/24	10/10/24	TOYOTA MOTOR CREDIT CORP DTD 10/10/2024 4.350% 10/08/2027	89236TMS1	110,000.00	(109,957.10)	0.00	(109,957.10)			
10/08/24	10/16/24	FHMS K529 A2 DTD 10/01/2024 4.791% 09/01/2029	3137HH6C0	405,000.00	(413,094.74)	(808.48)	(413,903.22)			
10/09/24	10/10/24	BOFA SECURITIES INC DTD 10/07/2024 0.000% 07/03/2025	06054NU33	1,075,000.00	(1,039,812.27)	0.00	(1,039,812.27)			
10/09/24	10/10/24	US TREASURY N/B DTD 02/15/2017 2.250% 02/15/2027	912828V98	260,000.00	(250,067.19)	(890.22)	(250,957.41)			
10/10/24	10/11/24	US TREASURY N/B DTD 05/02/2022 2.875% 04/30/2029	91282CEM9	550,000.00	(526,259.77)	(7,046.88)	(533,306.65)			
10/18/24	10/23/24	FNA 2023-M6 A2 DTD 07/01/2023 4.181% 07/01/2028	3136BODE6	692,774.78	(688,607.31)	(1,770.15)	(690,377.46)			
10/21/24	10/22/24	BARCLAYS CAPITAL INC DTD 10/21/2024 0.000% 06/23/2025	06743UTP7	1,050,000.00	(1,017,690.33)	0.00	(1,017,690.33)			
10/22/24	10/25/24	FHMS K528 A2 DTD 09/01/2024 4.508% 07/01/2029	3137HFNZ4	680,000.00	(681,009.38)	(2,043.63)	(683,053.01)			
10/28/24	10/29/24	US TREASURY N/B DTD 09/03/2024 3.750% 08/31/2026	91282CLH2	890,000.00	(883,846.48)	(5,439.57)	(889,286.05)			
10/29/24	10/30/24	TREASURY BILL DTD 07/05/2024 0.000% 01/02/2025	912797LR6	2,000,000.00	(1,983,911.11)	0.00	(1,983,911.11)			
Transaction Type Sub-Total				15,192,774.78	(15,052,156.62)	(25,761.11)	(15,077,917.73)			
INTEREST										
10/01/24	10/01/24	MONEY MARKET FUND DTD 01/01/2010 0.000% --	MONEY0002		0.00	2,208.64	2,208.64			



Managed Account Security Transactions & Interest

For the Month Ending **October 31, 2024**

CITY OF PALM DESERT - [REDACTED]										
Transaction Type		Security Description	CUSIP	Par	Principal Proceeds	Accrued Interest	Total	Realized G/L Cost	Realized G/L Amort Cost	Sale Method
Trade	Settle									
INTEREST										
10/01/24	10/25/24	FHMS K522 A2 DTD 06/01/2024 4.803% 05/01/2029	3137HDJJ0		0.00	2,661.66	2,661.66			
10/01/24	10/25/24	FHMS K520 A2 DTD 04/01/2024 5.180% 03/01/2029	3137HCKV3		0.00	1,597.17	1,597.17			
10/01/24	10/25/24	FHMS K508 A2 DTD 10/01/2023 4.740% 08/01/2028	3137HAQ74		0.00	2,488.50	2,488.50			
10/01/24	10/25/24	FHMS K084 A2 DTD 11/01/2018 3.780% 10/01/2028	3137FJZ93		0.00	2,205.00	2,205.00			
10/01/24	10/25/24	FHMS K524 A2 DTD 07/01/2024 4.720% 05/01/2029	3137HDV56		0.00	2,104.33	2,104.33			
10/01/24	10/25/24	FHMS KJ46 A1 DTD 07/01/2023 4.777% 06/01/2028	3137HAD45		0.00	2,645.63	2,645.63			
10/01/24	10/25/24	FHMS K511 A2 DTD 12/01/2023 4.860% 10/01/2028	3137HB3G7		0.00	2,632.50	2,632.50			
10/01/24	10/25/24	FHMS K507 A2 DTD 09/01/2023 4.800% 09/01/2028	3137HAMS2		0.00	2,600.00	2,600.00			
10/01/24	10/25/24	FHMS K070 A2 DTD 12/01/2017 3.303% 11/01/2027	3137FCJK1		0.00	963.38	963.38			
10/01/24	10/25/24	FHMS K505 A2 DTD 07/01/2023 4.819% 06/01/2028	3137HACX2		0.00	2,650.45	2,650.45			
10/01/24	10/25/24	FHMS K513 A2 DTD 01/01/2024 4.724% 12/01/2028	3137HBFY5		0.00	2,598.20	2,598.20			
10/01/24	10/25/24	FHMS K515 A2 DTD 02/01/2024 5.400% 01/01/2029	3137HBPD0		0.00	2,925.00	2,925.00			
10/01/24	10/25/24	FHMS K514 A2 DTD 02/01/2024 4.572% 12/01/2028	3137HBLV4		0.00	2,095.50	2,095.50			
10/01/24	10/25/24	FHMS K526 A2 DTD 08/01/2024 4.543% 07/01/2029	3137HDXL9		0.00	2,252.57	2,252.57			
10/01/24	10/25/24	FHMS K083 A1 DTD 11/01/2018 3.944% 07/01/2028	3137FJJV2		0.00	1,470.46	1,470.46			
10/01/24	10/25/24	FHMS KJ47 A1 DTD 09/01/2023 5.272% 08/01/2028	3137HAMN3		0.00	4,710.69	4,710.69			
10/01/24	10/25/24	FHMS K509 A2 DTD 10/01/2023 4.850% 09/01/2028	3137HAST4		0.00	2,627.08	2,627.08			



Managed Account Security Transactions & Interest

For the Month Ending **October 31, 2024**

CITY OF PALM DESERT - [REDACTED]

Transaction Type		Security Description	CUSIP	Par	Principal Proceeds	Accrued Interest	Total	Realized G/L Cost	Realized G/L Amort Cost	Sale Method
Trade	Settle									
INTEREST										
10/12/24	10/12/24	BMW US CAPITAL LLC (CALLABLE) DTD 04/12/2018 3.750% 04/12/2028	05565EAY1		0.00	9,750.00	9,750.00			
10/15/24	10/15/24	CATERPILLAR FINL SERVICE DTD 08/16/2024 4.400% 10/15/2027	14913UAR1		0.00	2,812.33	2,812.33			
10/21/24	10/21/24	CITIGROUP INC (CALLABLE) DTD 10/21/2016 3.200% 10/21/2026	172967KY6		0.00	4,000.00	4,000.00			
10/22/24	10/22/24	WELLS FARGO & COMPANY (CALLABLE) DTD 04/22/2024 5.707% 04/22/2028	95000U3L5		0.00	9,131.20	9,131.20			
10/25/24	10/25/24	FHMS K519 AS FLOATING DTD 04/18/2024 5.827% 03/25/2029	3137HCKQ4		0.00	3,204.86	3,204.86			
10/25/24	10/25/24	FHMS K523 AS FLOATING DTD 06/27/2024 5.394% 05/25/2029	3137HDJW1		0.00	3,193.66	3,193.66			
10/25/24	10/25/24	FHMS K521 AS FLOATING DTD 05/16/2024 5.377% 03/25/2029	3137HCTM4		0.00	3,176.68	3,176.68			
10/28/24	10/28/24	FEDERAL HOME LOAN BANK (CALLABLE) DTD 07/28/2021 0.500% 10/28/2024	3130ANAC4		0.00	3,750.00	3,750.00			
10/31/24	10/31/24	US TREASURY N/B DTD 05/02/2022 2.875% 04/30/2029	91282CEM9		0.00	13,081.25	13,081.25			
10/31/24	10/31/24	US TREASURY N/B DTD 10/31/2022 4.125% 10/31/2027	91282CFU0		0.00	20,625.00	20,625.00			
Transaction Type Sub-Total					0.00	116,161.74	116,161.74			
MATURITY										
10/03/24	10/03/24	TREASURY BILL DTD 10/05/2023 0.000% 10/03/2024	912797GW1	2,200,000.00	2,200,000.00	0.00	2,200,000.00	1,675.67	0.00	
10/28/24	10/28/24	FEDERAL HOME LOAN BANK (CALLABLE) DTD 07/28/2021 0.500% 10/28/2024	3130ANAC4	3,000,000.00	3,000,000.00	0.00	3,000,000.00	450.00	0.00	
Transaction Type Sub-Total				5,200,000.00	5,200,000.00	0.00	5,200,000.00	2,125.67	0.00	
PAYDOWNS										



Managed Account Security Transactions & Interest

For the Month Ending **October 31, 2024**

CITY OF PALM DESERT - [REDACTED]

Transaction Type		Security Description	CUSIP	Par	Principal Proceeds	Accrued Interest	Total	Realized G/L Cost	Realized G/L Amort Cost	Sale Method
Trade	Settle									
PAYDOWNS										
10/01/24	10/25/24	FHMS KJ47 A1 DTD 09/01/2023 5.272% 08/01/2028	3137HAMN3	28,320.67	28,320.67	0.00	28,320.67	(194.70)	(175.23)	
10/01/24	10/25/24	FHMS KJ46 A1 DTD 07/01/2023 4.777% 06/01/2028	3137HAD45	518.00	518.00	0.00	518.00	4.25	3.76	
10/01/24	10/25/24	FHMS K083 A1 DTD 11/01/2018 3.944% 07/01/2028	3137FJV2	9,318.23	9,318.23	0.00	9,318.23	272.99	252.91	
10/25/24	10/25/24	FHMS K519 AS FLOATING DTD 04/18/2024 5.827% 03/25/2029	3137HCKO4	92.44	92.44	0.00	92.44	0.00	0.02	
10/25/24	10/25/24	FHMS K523 AS FLOATING DTD 06/27/2024 5.394% 05/25/2029	3137HDJW1	21.19	21.19	0.00	21.19	0.00	0.00	
10/25/24	10/25/24	FHMS K521 AS FLOATING DTD 05/16/2024 5.377% 03/25/2029	3137HCTM4	60.26	60.26	0.00	60.26	0.00	0.01	
Transaction Type Sub-Total				38,330.79	38,330.79	0.00	38,330.79	82.54	81.47	
SELL										
10/01/24	10/04/24	SALESFORCE INC (CALLABLE) DTD 07/12/2021 1.500% 07/15/2028	79466LAH7	245,000.00	225,106.00	806.46	225,912.46	4,571.70	3,644.54	FIFO
10/07/24	10/08/24	SALESFORCE INC (CALLABLE) DTD 07/12/2021 1.500% 07/15/2028	79466LAH7	130,000.00	118,090.70	449.58	118,540.28	1,072.50	546.63	FIFO
10/08/24	10/10/24	HOME DEPOT INC (CALLABLE) DTD 06/25/2024 4.750% 06/25/2029	437076DC3	165,000.00	168,516.15	2,285.93	170,802.08	4,580.40	4,524.84	FIFO
10/08/24	10/10/24	HOME DEPOT INC (CALLABLE) DTD 06/25/2024 4.750% 06/25/2029	437076DC3	35,000.00	35,745.85	484.90	36,230.75	857.50	851.57	FIFO
10/08/24	10/10/24	AIR PRODUCTS & CHEMICALS (CALLABLE) DTD 02/08/2024 4.600% 02/08/2029	009158BH8	100,000.00	101,499.00	792.22	102,291.22	1,577.00	1,568.48	FIFO
10/08/24	10/10/24	CATERPILLAR FINL SERVICE DTD 08/16/2024 4.375% 08/16/2029	14913UAO3	110,000.00	110,462.00	721.88	111,183.88	760.10	751.87	FIFO
10/09/24	10/10/24	TREASURY BILL DTD 08/06/2024 0.000% 12/03/2024	912797ME4	1,000,000.00	993,021.25	0.00	993,021.25	301.25	41.10	FIFO
10/09/24	10/10/24	ASTRAZENECA FINANCE LLC (CALLABLE) DTD 02/26/2024 4.800% 02/26/2027	04636NAK9	250,000.00	253,585.00	1,466.67	255,051.67	3,165.00	3,244.24	FIFO



Managed Account Security Transactions & Interest

For the Month Ending **October 31, 2024**

CITY OF PALM DESERT - [REDACTED]										
Transaction Type		Security Description	CUSIP	Par	Principal Proceeds	Accrued Interest	Total	Realized G/L Cost	Realized G/L Amort Cost	Sale Method
Trade	Settle									
SELL										
10/10/24	10/11/24	LOCKHEED MARTIN CORP (CALLABLE) DTD 01/29/2024 4.500% 02/15/2029	539830CC1	250,000.00	251,912.50	1,750.00	253,662.50	3,802.50	3,601.70	FIFO
10/10/24	10/11/24	HOME DEPOT INC (CALLABLE) DTD 06/25/2024 4.750% 06/25/2029	437076DC3	300,000.00	306,126.00	4,195.83	310,321.83	7,083.00	7,031.70	FIFO
10/18/24	10/21/24	CATERPILLAR FINL SERVICE DTD 08/16/2024 4.400% 10/15/2027	14913UAR1	390,000.00	392,554.50	286.00	392,840.50	1,563.90	1,616.36	FIFO
10/18/24	10/21/24	CISCO SYSTEMS INC (CALLABLE) DTD 02/26/2024 4.800% 02/26/2027	17275RBO4	110,000.00	111,593.90	806.67	112,400.57	251.90	359.78	FIFO
10/18/24	10/21/24	PACCAR FINANCIAL CORP DTD 08/06/2024 4.450% 08/06/2027	69371RT30	160,000.00	161,211.20	1,483.33	162,694.53	1,424.00	1,409.67	FIFO
10/21/24	10/22/24	TREASURY BILL DTD 08/06/2024 0.000% 12/03/2024	912797ME4	1,025,000.00	1,019,454.32	0.00	1,019,454.32	1,916.32	50.70	FIFO
10/22/24	10/23/24	CISCO SYSTEMS INC (CALLABLE) DTD 02/26/2024 4.850% 02/26/2029	17275RBR2	325,000.00	330,603.00	2,495.73	333,098.73	2,021.50	2,428.39	FIFO
10/22/24	10/23/24	PACCAR FINANCIAL CORP DTD 09/26/2024 4.000% 09/26/2029	69371RT48	255,000.00	250,101.45	765.00	250,866.45	(4,373.25)	(4,380.68)	FIFO
Transaction Type Sub-Total				4,850,000.00	4,829,582.82	18,790.20	4,848,373.02	30,575.32	27,290.89	
Managed Account Sub-Total					(4,984,243.01)	109,190.83	(4,875,052.18)	32,783.53	27,372.36	
Total Security Transactions					(\$4,984,243.01)	\$109,190.83	(\$4,875,052.18)	\$32,783.53	\$27,372.36	



Account Statement - Transaction Summary

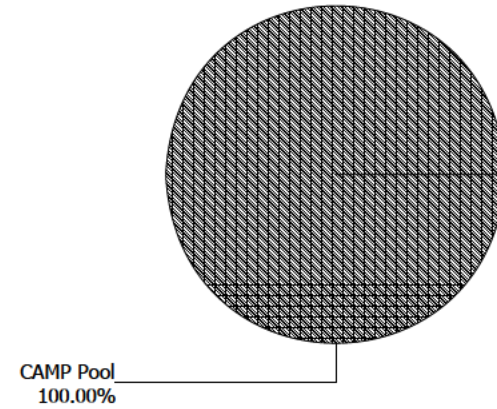
For the Month Ending **October 31, 2024**

CITY OF PALM DESERT - CITY OF PALM DESERT - [REDACTED]

CAMP Pool	
Opening Market Value	169,103,231.66
Purchases	2,468,764.42
Redemptions	(3,000,000.00)
Unsettled Trades	0.00
Change in Value	0.00
Closing Market Value	\$168,571,996.08
Cash Dividends and Income	718,764.42

Asset Summary		
	October 31, 2024	September 30, 2024
CAMP Pool	168,571,996.08	169,103,231.66
Total	\$168,571,996.08	\$169,103,231.66

Asset Allocation	
CAMP Pool	100.00%





Account Statement

For the Month Ending **October 31, 2024**

CITY OF PALM DESERT - CITY OF PALM DESERT - [REDACTED]

Trade Date	Settlement Date	Transaction Description	Share or Unit Price	Dollar Amount of Transaction	Total Shares Owned
CAMP Pool					
Opening Balance					169,103,231.66
10/23/24	10/23/24	Redemption - Outgoing Wires	1.00	(3,000,000.00)	166,103,231.66
10/25/24	10/25/24	Purchase - Incoming Wires	1.00	1,750,000.00	167,853,231.66
10/31/24	11/01/24	Accrual Income Div Reinvestment Distributions	1.00	718,764.42	168,571,996.08
Closing Balance					168,571,996.08

	Month of October	Fiscal YTD January-October
Opening Balance	169,103,231.66	172,831,653.55
Purchases	2,468,764.42	29,240,342.53
Redemptions (Excl. Checks)	(3,000,000.00)	(33,500,000.00)
Check Disbursements	0.00	0.00
Closing Balance	168,571,996.08	168,571,996.08
Cash Dividends and Income	718,764.42	7,990,342.53

Closing Balance	168,571,996.08
Average Monthly Balance	168,650,611.16
Monthly Distribution Yield	5.03%



Account Statement - Transaction Summary

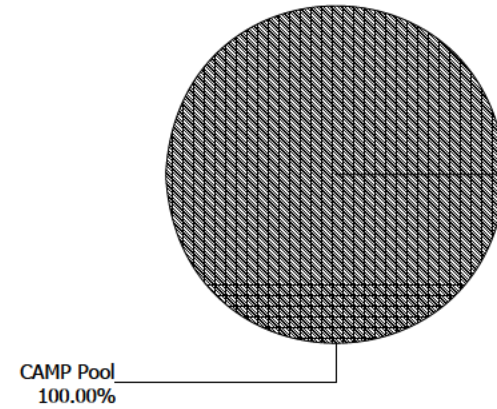
For the Month Ending **October 31, 2024**

CITY OF PALM DESERT - DESERT WILLOW GOLF RESORT - [REDACTED]

CAMP Pool	
Opening Market Value	3,618,483.08
Purchases	14,875.64
Redemptions	(500,000.00)
Unsettled Trades	0.00
Change in Value	0.00
Closing Market Value	\$3,133,358.72
Cash Dividends and Income	14,875.64

Asset Summary		
	October 31, 2024	September 30, 2024
CAMP Pool	3,133,358.72	3,618,483.08
Total	\$3,133,358.72	\$3,618,483.08

Asset Allocation





Account Statement

For the Month Ending **October 31, 2024**

CITY OF PALM DESERT - DESERT WILLOW GOLF RESORT - [REDACTED]

Trade Date	Settlement Date	Transaction Description	Share or Unit Price	Dollar Amount of Transaction	Total Shares Owned
CAMP Pool					
Opening Balance					3,618,483.08
10/24/24	10/24/24	Redemption - Outgoing Wires	1.00	(500,000.00)	3,118,483.08
10/31/24	11/01/24	Accrual Income Div Reinvestment - Distributions	1.00	14,875.64	3,133,358.72
Closing Balance					3,133,358.72

	Month of October	Fiscal YTD January-October	
Opening Balance	3,618,483.08	3,204,048.18	Closing Balance 3,133,358.72
Purchases	14,875.64	1,929,310.54	Average Monthly Balance 3,489,930.68
Redemptions (Excl. Checks)	(500,000.00)	(2,000,000.00)	Monthly Distribution Yield 5.03%
Check Disbursements	0.00	0.00	
Closing Balance	3,133,358.72	3,133,358.72	
Cash Dividends and Income	14,875.64	179,310.54	

California State Treasurer *Fiona Ma, CPA*



Local Agency Investment Fund
P.O. Box 942809
Sacramento, CA 94209-0001
(916) 653-3001

November 04, 2024

[LAIIF Home](#)
[PMIA Average Monthly Yields](#)

CITY OF PALM DESERT

CITY TREASURER
73-510 FRED WARING DRIVE
PALM DESERT, CA 92260-2578

[Tran Type Definitions](#)

Account Number: XXXXXXXXXX

October 2024 Statement

Effective Date	Transaction Date	Tran Type	Confirm Number	Web Confirm Number	Authorized Caller	Amount
10/15/2024	10/14/2024	QRD	1762308	N/A	SYSTEM	11,152.53

Account Summary

Total Deposit:	11,152.53	Beginning Balance:	940,431.97
Total Withdrawal:	0.00	Ending Balance:	951,584.50

Fund Summary Report

Parameters: Query: Fund Summary
 Bank: oneof
 Account Number: oneof [REDACTED]
 Counterparty: equalto
Run Date: 05-Nov-2024 11:06:26 AM
From : 01-Oct-2024
To : 31-Oct-2024
As at : 05-Nov-2024

User: Susan

Balance Calculation Based On: Value Date

Account Number	Account Name	Balance Forward	Total Receipts	Total Payments	Total
[REDACTED]	City Of Palm Desert	\$2,835,444.70	\$2,912.22	\$0.00	\$2,838,356.92
[REDACTED]	RDA Successor Agcy Palm Desert	\$361.16	\$0.37	\$0.00	\$361.53

Grand Total: **\$2,835,805.86** **\$2,912.59** **\$0.00** **\$2,838,718.45**



Managed Account Summary Statement

For the Month Ending **November 30, 2024**

CITY OF PALM DESERT - [REDACTED]

Transaction Summary - Managed Account

Opening Market Value	\$68,188,218.02
Maturities/Calls	(10,617.12)
Principal Dispositions	(3,441,242.37)
Principal Acquisitions	3,725,315.52
Unsettled Trades	0.00
Change in Current Value	144,356.63
Closing Market Value	\$68,606,030.68

Cash Transactions Summary - Managed Account

Maturities/Calls	0.00
Sale Proceeds	3,473,987.14
Coupon/Interest/Dividend Income	167,738.69
Principal Payments	10,617.12
Security Purchases	(3,754,140.16)
Net Cash Contribution	0.00
Reconciling Transactions	0.00

Earnings Reconciliation (Cash Basis) - Managed Account

Interest/Dividends/Coupons Received	200,483.46
Less Purchased Interest Related to Interest/Coupons	(28,824.64)
Plus Net Realized Gains/Losses	20,464.65
Total Cash Basis Earnings	\$192,123.47

Cash Balance

Closing Cash Balance	\$116,537.30
-----------------------------	---------------------

Earnings Reconciliation (Accrual Basis)

	Total
Ending Amortized Value of Securities	68,399,547.48
Ending Accrued Interest	422,772.71
Plus Proceeds from Sales	3,473,987.14
Plus Proceeds of Maturities/Calls/Principal Payments	10,617.12
Plus Coupons/Dividends Received	167,738.69
Less Cost of New Purchases	(3,754,140.16)
Less Beginning Amortized Value of Securities	(68,042,421.58)
Less Beginning Accrued Interest	(411,520.42)
Total Accrual Basis Earnings	\$266,580.98



Portfolio Summary and Statistics

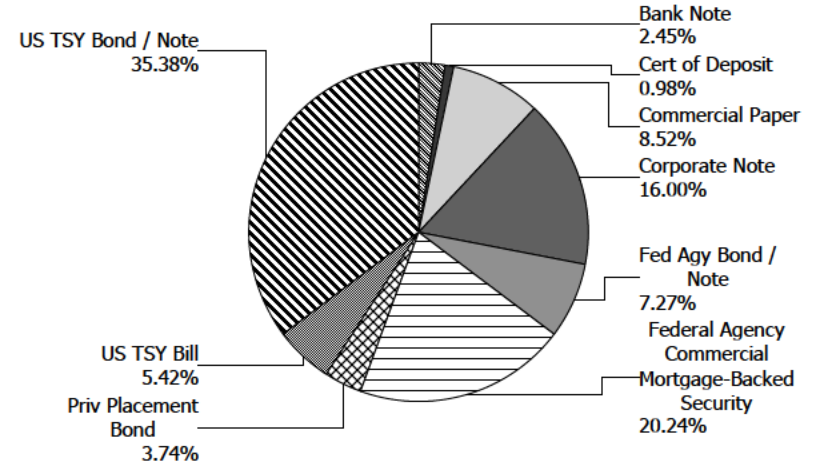
For the Month Ending **November 30, 2024**

CITY OF PALM DESERT - [REDACTED]

Account Summary

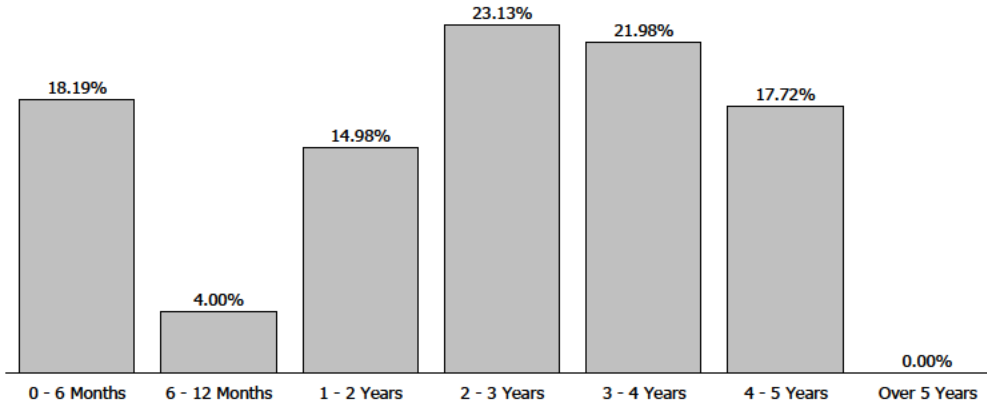
Description	Par Value	Market Value	Percent
U.S. Treasury Bond / Note	25,130,000.00	24,276,711.34	35.38
U.S. Treasury Bill	3,725,000.00	3,717,044.10	5.42
Federal Agency Commercial Mortgage-Backed Security	13,847,673.58	13,886,774.40	20.24
Federal Agency Bond / Note	5,000,000.00	4,986,370.00	7.27
Corporate Note	13,515,000.00	13,539,520.06	19.74
Commercial Paper	5,930,000.00	5,846,196.10	8.52
Certificate of Deposit	675,000.00	675,186.98	0.98
Bank Note	1,675,000.00	1,678,227.70	2.45
Managed Account Sub-Total	69,497,673.58	68,606,030.68	100.00%
Accrued Interest		422,772.71	
Total Portfolio	69,497,673.58	69,028,803.39	

Sector Allocation



Unsettled Trades **0.00** **0.00**

Maturity Distribution



Characteristics

Yield to Maturity at Cost	4.33%
Yield to Maturity at Market	4.50%
Weighted Average Days to Maturity	892



Managed Account Issuer Summary

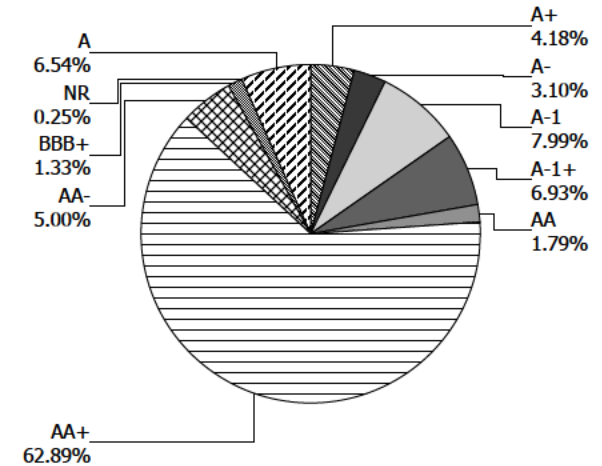
For the Month Ending **November 30, 2024**

CITY OF PALM DESERT -

Issuer Summary

Issuer	Market Value of Holdings	Percent
Accenture PLC	225,966.72	0.33
American Express Co	274,261.41	0.40
Analog Devices Inc	243,930.00	0.36
ANZ Group Holdings Ltd	394,797.78	0.58
Bank of America Corp	1,046,053.48	1.52
Bank of New York Mellon Corp	506,790.90	0.74
Barclays PLC	1,022,932.05	1.49
Bayerische Motoren Werke AG	503,768.20	0.73
BlackRock Inc	671,655.03	0.98
BP PLC	511,463.18	0.75
Bristol-Myers Squibb Co	509,567.44	0.74
Cisco Systems Inc	555,157.90	0.81
Citigroup Inc	1,011,223.60	1.47
Confederation Nationale du Credit Mutue	675,186.98	0.98
Cooperatieve Rabobank UA	507,460.00	0.74
Deere & Co	253,804.75	0.37
Eli Lilly & Co	79,291.04	0.12
Federal Farm Credit Banks Funding Corp	4,986,370.00	7.27
Federal Home Loan Mortgage Corp	13,203,338.63	19.25
Federal National Mortgage Association	683,435.77	1.00
Goldman Sachs Group Inc	473,167.87	0.69
Groupe BPCE	1,029,223.38	1.50
Honda Motor Co Ltd	508,004.16	0.74
Honeywell International Inc	322,297.28	0.47
Hormel Foods Corp	504,111.00	0.73
ING Groep NV	683,782.76	1.00
JPMorgan Chase & Co	817,908.52	1.19
Mercedes-Benz Group AG	505,903.00	0.74
Mitsubishi UFJ Financial Group Inc	1,027,574.08	1.50
Morgan Stanley	1,010,856.00	1.47
National Australia Bank Ltd	508,001.50	0.74
National Rural Utilities Cooperative FI	255,102.00	0.37

Credit Quality (S&P Ratings)





Managed Account Issuer Summary

For the Month Ending **November 30, 2024**

CITY OF PALM DESERT - [REDACTED]

Issuer	Market Value of Holdings	Percent
Nestle SA	326,946.43	0.48
NIKE Inc	241,482.50	0.35
PNC Financial Services Group Inc	336,856.45	0.49
Procter & Gamble Co	1,036,630.35	1.51
Roche Holding AG	505,963.50	0.74
State Street Corp	994,720.14	1.45
Toyota Motor Corp	367,777.40	0.54
United Parcel Service Inc	241,013.50	0.35
United Services Automobile Association	722,087.04	1.05
United States Treasury	27,993,755.44	40.79
Wells Fargo & Co	326,411.52	0.48
Total	\$68,606,030.68	100.00%



Managed Account Detail of Securities Held

For the Month Ending **November 30, 2024**

CITY OF PALM DESERT - [REDACTED]

Security Type/Description Dated Date/Coupon/Maturity	CUSIP	Par	S&P Rating	Moody's Rating	Trade Date	Settle Date	Original Cost	YTM at Cost	Accrued Interest	Amortized Cost	Market Value
U.S. Treasury Bond / Note											
US TREASURY N/B DTD 01/31/2024 4.250% 01/31/2026	91282CJV4	1,000,000.00	AA+	Aaa	10/01/24	10/03/24	1,005,703.13	3.80	14,205.16	1,005,028.91	999,023.00
US TREASURY N/B DTD 04/01/2024 4.500% 03/31/2026	91282CKH3	1,000,000.00	AA+	Aaa	10/01/24	10/03/24	1,010,820.31	3.75	7,664.84	1,009,667.64	1,002,578.00
US TREASURY N/B DTD 06/15/2023 4.125% 06/15/2026	91282CHH7	1,000,000.00	AA+	Aaa	10/17/23	10/20/23	977,929.69	5.02	19,047.13	987,222.45	998,047.00
US TREASURY N/B DTD 07/17/2023 4.500% 07/15/2026	91282CHM6	1,000,000.00	AA+	Aaa	10/13/23	10/16/23	990,937.50	4.85	16,997.28	994,660.08	1,003,945.00
US TREASURY N/B DTD 08/15/2023 4.375% 08/15/2026	91282CHU8	1,000,000.00	AA+	Aaa	10/11/23	10/12/23	989,140.63	4.79	12,839.67	993,492.75	1,002,422.00
US TREASURY N/B DTD 09/03/2024 3.750% 08/31/2026	91282CLH2	510,000.00	AA+	Aaa	09/04/24	09/05/24	509,482.03	3.80	4,860.50	509,543.60	505,876.14
US TREASURY N/B DTD 09/03/2024 3.750% 08/31/2026	91282CLH2	890,000.00	AA+	Aaa	10/28/24	10/29/24	883,846.48	4.14	8,482.04	884,141.78	882,803.46
US TREASURY N/B DTD 09/15/2023 4.625% 09/15/2026	91282CHY0	1,250,000.00	AA+	Aaa	12/07/23	12/08/23	1,259,228.52	4.34	12,297.13	1,256,080.54	1,258,496.25
US TREASURY N/B DTD 11/15/2023 4.625% 11/15/2026	91282CJK8	1,250,000.00	AA+	Aaa	12/07/23	12/08/23	1,260,302.73	4.32	2,555.25	1,257,005.84	1,259,766.25
US TREASURY N/B DTD 12/15/2023 4.375% 12/15/2026	91282CJP7	510,000.00	AA+	Aaa	11/08/24	11/12/24	511,773.05	4.20	10,302.77	511,731.78	511,793.16
US TREASURY N/B DTD 01/31/2020 1.500% 01/31/2027	912828Z78	430,000.00	AA+	Aaa	01/30/24	01/31/24	398,841.80	4.09	2,155.84	407,512.65	406,383.54
US TREASURY N/B DTD 02/15/2017 2.250% 02/15/2027	912828V98	260,000.00	AA+	Aaa	10/09/24	10/10/24	250,067.19	3.97	1,716.85	250,640.39	249,620.28
US TREASURY N/B DTD 03/15/2024 4.250% 03/15/2027	91282CKE0	115,000.00	AA+	Aaa	09/26/24	09/27/24	116,931.64	3.53	1,039.61	116,796.05	115,220.11
US TREASURY N/B DTD 05/31/2022 2.625% 05/31/2027	91282CET4	530,000.00	AA+	Aaa	11/08/24	11/12/24	510,000.78	4.20	38.22	510,385.38	511,036.07



Managed Account Detail of Securities Held

For the Month Ending **November 30, 2024**

CITY OF PALM DESERT - [REDACTED]

Security Type/Description Dated Date/Coupon/Maturity	CUSIP	Par	S&P Rating	Moody's Rating	Trade Date	Settle Date	Original Cost	YTM at Cost	Accrued Interest	Amortized Cost	Market Value
U.S. Treasury Bond / Note											
US TREASURY N/B DTD 08/01/2022 2.750% 07/31/2027	91282CFB2	735,000.00	AA+	Aaa	10/11/23	10/12/23	685,818.16	4.69	6,755.81	700,558.54	709,361.00
US TREASURY N/B DTD 08/31/2020 0.500% 08/31/2027	91282CAH4	1,100,000.00	AA+	Aaa	01/30/24	01/31/24	971,480.47	4.04	1,397.79	1,001,448.71	997,348.00
US TREASURY N/B DTD 08/31/2022 3.125% 08/31/2027	91282CFH9	1,400,000.00	AA+	Aaa	07/01/24	07/02/24	1,340,609.38	4.58	11,118.78	1,347,970.54	1,363,632.20
US TREASURY N/B DTD 09/30/2020 0.375% 09/30/2027	91282CAL5	1,000,000.00	AA+	Aaa	11/22/23	11/24/23	855,703.13	4.50	638.74	893,983.88	900,703.00
US TREASURY N/B DTD 10/31/2022 4.125% 10/31/2027	91282CFU0	1,000,000.00	AA+	Aaa	10/13/23	10/16/23	978,320.31	4.72	3,532.46	984,371.82	1,000,391.00
US TREASURY N/B DTD 11/30/2020 0.625% 11/30/2027	91282CAY7	225,000.00	AA+	Aaa	11/22/23	11/24/23	193,420.90	4.48	3.86	201,450.21	203,036.18
US TREASURY N/B DTD 11/30/2020 0.625% 11/30/2027	91282CAY7	2,000,000.00	AA+	Aaa	08/01/24	08/02/24	1,790,859.38	4.01	34.34	1,810,367.07	1,804,766.00
US TREASURY N/B DTD 12/31/2020 0.625% 12/31/2027	91282CBB6	1,400,000.00	AA+	Aaa	01/25/24	01/26/24	1,226,421.88	4.07	3,661.68	1,263,919.59	1,259,727.00
US TREASURY N/B DTD 02/01/2021 0.750% 01/31/2028	91282CBJ9	400,000.00	AA+	Aaa	01/30/24	01/31/24	352,171.88	4.02	1,002.72	362,156.53	360,250.00
US TREASURY N/B DTD 02/15/2018 2.750% 02/15/2028	9128283W8	2,500,000.00	AA+	Aaa	08/29/24	09/03/24	2,419,726.56	3.75	20,176.63	2,425,049.40	2,398,145.00
US TREASURY N/B DTD 03/01/2021 1.125% 02/29/2028	91282CBP5	125,000.00	AA+	Aaa	01/30/24	01/31/24	111,533.20	4.01	357.39	114,289.83	113,696.25
US TREASURY N/B DTD 08/31/2023 4.375% 08/31/2028	91282CHX2	1,100,000.00	AA+	Aaa	11/01/24	11/05/24	1,107,003.91	4.19	12,230.66	1,106,882.79	1,109,281.80
US TREASURY N/B DTD 09/30/2021 1.250% 09/30/2028	91282CCY5	170,000.00	AA+	Aaa	12/07/23	12/08/23	148,557.42	4.17	361.95	152,936.20	152,847.34
US TREASURY N/B DTD 02/29/2024 4.250% 02/28/2029	91282CKD2	500,000.00	AA+	Aaa	11/08/24	11/12/24	501,738.28	4.16	5,400.55	501,719.04	502,617.00



Managed Account Detail of Securities Held

For the Month Ending **November 30, 2024**

CITY OF PALM DESERT - [REDACTED]

Security Type/Description Dated Date/Coupon/Maturity	CUSIP	Par	S&P Rating	Moody's Rating	Trade Date	Settle Date	Original Cost	YTM at Cost	Accrued Interest	Amortized Cost	Market Value
U.S. Treasury Bond / Note											
US TREASURY N/B DTD 05/02/2022 2.875% 04/30/2029	91282CEM9	180,000.00	AA+	Aaa	09/23/24	09/24/24	174,761.72	3.57	443.16	174,958.19	171,098.46
US TREASURY N/B DTD 05/02/2022 2.875% 04/30/2029	91282CEM9	550,000.00	AA+	Aaa	10/10/24	10/11/24	526,259.77	3.92	1,354.11	526,931.62	522,800.85
Security Type Sub-Total		25,130,000.00					24,059,391.83	4.23	182,672.92	24,262,903.80	24,276,711.34
U.S. Treasury Bill											
TREASURY BILL DTD 08/06/2024 0.000% 12/03/2024	912797ME4	1,725,000.00	A-1+	P-1	10/07/24	10/08/24	1,712,442.00	4.68	0.00	1,724,551.51	1,724,786.10
TREASURY BILL DTD 07/05/2024 0.000% 01/02/2025	912797LR6	2,000,000.00	A-1+	P-1	10/29/24	10/30/24	1,983,911.11	4.53	0.00	1,991,955.56	1,992,258.00
Security Type Sub-Total		3,725,000.00					3,696,353.11	4.60	0.00	3,716,507.07	3,717,044.10
Federal Agency Commercial Mortgage-Backed Security											
FHMS K070 A2 DTD 12/01/2017 3.303% 11/01/2027	3137FCJK1	350,000.00	AA+	Aaa	07/01/24	07/05/24	332,541.02	4.90	963.38	334,471.38	339,110.45
FHMS K505 A2 DTD 07/01/2023 4.819% 06/01/2028	3137HACX2	660,000.00	AA+	Aaa	03/15/24	03/20/24	659,561.72	4.84	2,650.45	659,633.39	665,607.36
FHMS KJ46 A1 DTD 07/01/2023 4.777% 06/01/2028	3137HAD45	663,642.77	AA+	Aaa	04/02/24	04/05/24	658,198.83	4.99	2,641.85	659,044.07	663,793.42
FHMS K083 A1 DTD 11/01/2018 3.944% 07/01/2028	3137FJJV2	429,530.15	AA+	Aaa	04/26/24	04/30/24	416,946.26	4.72	1,411.72	418,336.41	424,331.12
FNA 2023-M6 A2 DTD 07/01/2023 4.190% 07/01/2028	3136BODE6	692,770.86	AA+	Aaa	10/18/24	10/23/24	688,603.41	4.35	2,418.92	688,713.21	683,435.77
FHMS K508 A2 DTD 10/01/2023 4.740% 08/01/2028	3137HAQ74	630,000.00	AA+	Aaa	06/11/24	06/14/24	623,823.05	5.00	2,488.50	624,441.67	634,168.08
FHMS KJ47 A1 DTD 09/01/2023 5.272% 08/01/2028	3137HAMN3	702,657.81	AA+	Aaa	04/02/24	04/05/24	707,488.58	5.10	3,087.01	706,837.43	712,227.31



Managed Account Detail of Securities Held

For the Month Ending **November 30, 2024**

CITY OF PALM DESERT - [REDACTED]

Security Type/Description Dated Date/Coupon/Maturity	CUSIP	Par	S&P Rating	Moody's Rating	Trade Date	Settle Date	Original Cost	YTM at Cost	Accrued Interest	Amortized Cost	Market Value
Federal Agency Commercial Mortgage-Backed Security											
FHMS K507 A2 DTD 09/01/2023 4.800% 09/01/2028	3137HAMS2	650,000.00	AA+	Aaa	05/16/24	05/21/24	647,968.75	4.88	2,600.00	648,194.42	654,809.35
FHMS K509 A2 DTD 10/01/2023 4.850% 09/01/2028	3137HAST4	650,000.00	AA+	Aaa	05/16/24	05/21/24	649,339.84	4.88	2,627.08	649,414.73	655,800.60
FHMS K511 A2 DTD 12/01/2023 4.860% 10/01/2028	3137HB3G7	650,000.00	AA+	Aaa	03/25/24	03/28/24	653,859.38	4.71	2,632.50	653,399.54	657,107.10
FHMS K084 A2 DTD 11/01/2018 3.780% 10/01/2028	3137FJZ93	700,000.00	AA+	Aaa	05/16/24	05/21/24	670,031.25	4.85	2,205.00	673,262.66	682,279.50
FHMS K514 A2 DTD 02/01/2024 4.572% 12/01/2028	3137HBLV4	550,000.00	AA+	Aaa	03/15/24	03/20/24	545,166.02	4.78	2,095.50	545,804.48	550,447.15
FHMS K513 A2 DTD 01/01/2024 4.724% 12/01/2028	3137HBFY5	660,000.00	AA+	Aaa	03/15/24	03/20/24	658,427.34	4.78	2,598.20	658,636.30	663,465.66
FHMS K515 A2 DTD 02/01/2024 5.400% 01/01/2029	3137HBPD0	650,000.00	AA+	Aaa	05/29/24	06/03/24	657,083.98	5.14	2,925.00	656,412.17	668,554.90
FHMS K520 A2 DTD 04/01/2024 5.180% 03/01/2029	3137HCKV3	370,000.00	AA+	Aaa	04/23/24	04/30/24	371,501.83	5.09	1,597.17	371,363.01	378,753.46
FHMS K521 AS FLOATING DTD 05/16/2024 5.245% 03/25/2029	3137HCTM4	649,682.51	AA+	Aaa	05/08/24	05/16/24	649,682.51	5.85	567.97	649,682.51	648,687.20
FHMS K519 AS FLOATING DTD 04/18/2024 5.643% 03/25/2029	3137HCKO4	659,486.13	AA+	Aaa	04/09/24	04/18/24	659,486.13	5.78	620.28	659,486.13	658,431.61
FHMS K524 A2 DTD 07/01/2024 4.720% 05/01/2029	3137HDV56	535,000.00	AA+	Aaa	07/16/24	07/25/24	538,285.43	4.58	2,104.33	538,121.24	539,010.36
FHMS K522 A2 DTD 06/01/2024 4.803% 05/01/2029	3137HDJJ0	665,000.00	AA+	Aaa	06/05/24	06/13/24	664,998.01	4.80	2,661.66	665,000.00	670,850.67
FHMS K523 AS FLOATING DTD 06/27/2024 5.394% 05/25/2029	3137HDJW1	649,903.35	AA+	Aaa	06/18/24	06/27/24	649,903.35	5.87	584.31	649,903.35	651,691.23
FHMS K526 A2 DTD 08/01/2024 4.543% 07/01/2029	3137HDXL9	595,000.00	AA+	Aaa	08/07/24	08/15/24	600,565.63	4.33	2,252.57	600,268.17	595,207.65



Managed Account Detail of Securities Held

For the Month Ending **November 30, 2024**

CITY OF PALM DESERT - [REDACTED]

Security Type/Description Dated Date/Coupon/Maturity	CUSIP	Par	S&P Rating	Moody's Rating	Trade Date	Settle Date	Original Cost	YTM at Cost	Accrued Interest	Amortized Cost	Market Value
Federal Agency Commercial Mortgage-Backed Security											
FHMS K528 A2 DTD 09/01/2024 4.508% 07/01/2029	3137HFNZ4	680,000.00	AA+	Aaa	10/22/24	10/25/24	681,009.38	4.47	2,554.53	681,006.45	679,551.88
FHMS K529 A2 DTD 10/01/2024 4.791% 09/01/2029	3137HH6C0	405,000.00	AA+	Aaa	10/08/24	10/16/24	413,094.74	4.34	1,616.96	412,911.76	409,452.57
Security Type Sub-Total		13,847,673.58					13,797,566.44	4.93	47,904.89	13,804,344.48	13,886,774.40
Federal Agency Bond / Note											
FEDERAL FARM CREDIT BANK (CALLABLE) DTD 12/23/2020 0.320% 12/23/2024	3133EMLP5	5,000,000.00	AA+	Aaa	09/10/21	09/10/21	4,967,500.00	0.52	7,022.22	4,999,395.60	4,986,370.00
Security Type Sub-Total		5,000,000.00					4,967,500.00	0.52	7,022.22	4,999,395.60	4,986,370.00
Corporate Note											
CITIGROUP INC (CALLABLE) DTD 10/21/2016 3.200% 10/21/2026	172967KY6	250,000.00	BBB+	A3	07/09/24	07/10/24	239,457.50	5.18	888.89	241,181.06	243,137.50
AMERICAN EXPRESS CO (CALLABLE) DTD 11/04/2021 1.650% 11/04/2026	025816CM9	290,000.00	A-	A2	06/18/24	06/20/24	266,936.30	5.26	358.88	271,068.66	274,261.41
STATE STREET CORP (CALLABLE) DTD 11/04/2022 5.751% 11/04/2026	857477BX0	500,000.00	A	Aa3	03/12/24	03/14/24	503,620.00	5.45	2,156.63	502,043.15	504,470.50
GOLDMAN SACHS GROUP INC (CALLABLE) DTD 11/16/2016 3.500% 11/16/2026	38145GAH3	350,000.00	BBB+	A2	05/10/24	05/14/24	334,411.00	5.43	510.42	337,642.43	342,089.65
JP MORGAN CHASE BANK NA (CALLABLE) DTD 12/08/2023 5.110% 12/08/2026	48125LRU8	500,000.00	AA-	Aa2	03/12/24	03/14/24	502,780.00	4.89	12,278.19	502,066.99	505,896.00
CISCO SYSTEMS INC (CALLABLE) DTD 02/26/2024 4.800% 02/26/2027	17275RBO4	550,000.00	AA-	A1	08/05/24	08/06/24	556,710.00	4.29	6,966.67	555,880.76	555,157.90
COOPERAT RABOBANK UA/NY DTD 03/05/2024 5.041% 03/05/2027	21688ABD3	500,000.00	A+	Aa2	03/11/24	03/13/24	502,270.00	4.87	6,021.19	501,752.53	507,460.00
STATE STREET CORP (CALLABLE) DTD 03/18/2024 4.993% 03/18/2027	857477CL5	200,000.00	A	Aa3	03/13/24	03/18/24	200,000.00	4.99	2,024.94	200,000.00	202,164.80



Managed Account Detail of Securities Held

For the Month Ending **November 30, 2024**

CITY OF PALM DESERT - [REDACTED]

Security Type/Description Dated Date/Coupon/Maturity	CUSIP	Par	S&P Rating	Moody's Rating	Trade Date	Settle Date	Original Cost	YTM at Cost	Accrued Interest	Amortized Cost	Market Value
Corporate Note											
STATE STREET CORP (CALLABLE) DTD 03/18/2024 4.993% 03/18/2027	857477CL5	285,000.00	A	Aa3	03/15/24	03/19/24	284,444.25	5.06	2,885.54	284,567.21	288,084.84
NIKE INC (CALLABLE) DTD 03/27/2020 2.750% 03/27/2027	654106AJ2	250,000.00	AA-	A1	03/13/24	03/15/24	236,067.50	4.74	1,222.22	239,333.73	241,482.50
HORMEL FOODS CORP (CALLABLE) DTD 03/08/2024 4.800% 03/30/2027	440452AK6	500,000.00	A-	A1	03/11/24	03/13/24	500,895.00	4.72	4,066.67	500,690.30	504,111.00
GOLDMAN SACHS BANK USA (CALLABLE) DTD 05/21/2024 5.414% 05/21/2027	38151LAG5	130,000.00	A+	A1	05/15/24	05/21/24	130,000.00	5.41	195.51	130,000.00	131,078.22
USAA CAPITAL CORP DTD 06/03/2024 5.250% 06/01/2027	90327QD97	710,000.00	AA	Aa1	05/29/24	06/03/24	707,948.10	5.36	18,430.42	708,265.61	722,087.04
NATIONAL AUSTRALIA BK/NY DTD 06/11/2024 5.087% 06/11/2027	63253QAJ3	150,000.00	AA-	Aa2	06/04/24	06/11/24	150,186.00	5.04	3,603.29	150,158.67	152,400.45
NATIONAL AUSTRALIA BK/NY DTD 06/11/2024 5.087% 06/11/2027	63253QAJ3	350,000.00	AA-	Aa2	06/17/24	06/18/24	350,878.50	4.99	8,407.68	350,753.28	355,601.05
ANALOG DEVICES INC (CALLABLE) DTD 09/18/2023 3.450% 06/15/2027	032654BA2	250,000.00	A-	NR	03/13/24	03/15/24	240,110.00	4.78	3,977.08	242,144.21	243,930.00
AMERICAN HONDA FINANCE DTD 07/10/2024 4.900% 07/09/2027	02665WFK2	185,000.00	A-	A3	07/08/24	07/10/24	184,761.35	4.95	3,550.46	184,790.83	186,615.23
AUST & NZ BANKING GRP NY DTD 07/16/2024 4.900% 07/16/2027	05253JB34	390,000.00	AA-	Aa2	07/08/24	07/16/24	390,000.00	4.90	7,166.25	390,000.00	394,797.78
BLACKROCK FUNDING INC (CALLABLE) DTD 07/26/2024 4.600% 07/26/2027	09290DAH4	165,000.00	AA-	Aa3	07/17/24	07/26/24	164,995.05	4.60	2,635.42	164,995.92	166,152.53
HONEYWELL INTERNATIONAL (CALLABLE) DTD 08/01/2024 4.650% 07/30/2027	438516CX2	320,000.00	A	A2	07/29/24	08/01/24	319,990.40	4.65	4,960.00	319,992.07	322,297.28
TOYOTA MOTOR CREDIT CORP DTD 10/10/2024 4.350% 10/08/2027	89236TMS1	110,000.00	A+	A1	10/07/24	10/10/24	109,957.10	4.36	677.88	109,959.12	109,695.41
UNITED PARCEL SERVICE (CALLABLE) DTD 11/14/2017 3.050% 11/15/2027	911312BM7	250,000.00	A	A2	03/13/24	03/15/24	235,922.50	4.74	338.89	238,652.68	241,013.50



Managed Account Detail of Securities Held

For the Month Ending **November 30, 2024**

CITY OF PALM DESERT - [REDACTED]

Security Type/Description Dated Date/Coupon/Maturity	CUSIP	Par	S&P Rating	Moody's Rating	Trade Date	Settle Date	Original Cost	YTM at Cost	Accrued Interest	Amortized Cost	Market Value
Corporate Note											
BP CAP MARKETS AMERICA (CALLABLE) DTD 05/17/2024 5.017% 11/17/2027	10373OBY5	335,000.00	A-	A1	05/16/24	05/20/24	335,010.05	5.02	653.60	335,008.88	339,890.00
MERCEDES-BENZ FIN NA DTD 11/28/2022 5.250% 11/29/2027	58769JAC1	250,000.00	A	A2	03/13/24	03/15/24	252,432.50	4.96	72.92	252,000.08	253,291.25
BRISTOL-MYERS SQUIBB CO (CALLABLE) DTD 07/15/2020 3.900% 02/20/2028	110122DE5	260,000.00	A	A2	09/25/24	09/26/24	259,542.40	3.95	2,844.83	259,565.61	256,000.94
BMW US CAPITAL LLC (CALLABLE) DTD 04/12/2018 3.750% 04/12/2028	05565EAY1	520,000.00	A	A2	09/26/24	09/27/24	511,056.00	4.28	2,654.17	511,476.79	503,768.20
WELLS FARGO & COMPANY (CALLABLE) DTD 04/22/2024 5.707% 04/22/2028	95000U3L5	320,000.00	BBB+	A1	04/15/24	04/22/24	320,000.00	5.71	1,978.43	320,000.00	326,411.52
BANK OF NY MELLON CORP (CALLABLE) DTD 06/13/2022 3.992% 06/13/2028	06406RBG1	515,000.00	A	Aa3	07/09/24	07/10/24	499,998.05	4.81	9,594.11	501,371.77	506,790.90
JPMORGAN CHASE & CO (CALLABLE) DTD 07/22/2024 4.979% 07/22/2028	46647PEL6	310,000.00	A	A1	07/15/24	07/22/24	310,000.00	4.98	5,530.84	310,000.00	312,012.52
BRISTOL-MYERS SQUIBB CO (CALLABLE) DTD 02/22/2024 4.900% 02/22/2029	110122EF1	250,000.00	A	A2	03/11/24	03/13/24	252,085.00	4.71	3,368.75	251,806.59	253,566.50
ROCHE HOLDINGS INC (CALLABLE) DTD 03/08/2024 4.790% 03/08/2029	771196CJ9	500,000.00	AA	Aa2	03/11/24	03/13/24	502,485.00	4.68	5,521.81	502,155.48	505,963.50
NESTLE CAPITAL CORP (CALLABLE) DTD 03/12/2024 4.650% 03/12/2029	64105MAA9	325,000.00	AA-	Aa3	03/11/24	03/13/24	325,559.00	4.61	3,316.35	325,487.16	326,946.43
BLACKROCK FUNDING INC (CALLABLE) DTD 03/14/2024 4.700% 03/14/2029	09290DAA9	500,000.00	AA-	Aa3	03/11/24	03/14/24	502,675.00	4.58	5,026.39	502,329.76	505,502.50
TOYOTA MOTOR CREDIT CORP DTD 05/16/2024 5.050% 05/16/2029	89236TMF9	165,000.00	A+	A1	05/13/24	05/16/24	164,646.90	5.10	347.19	164,681.21	168,143.91
JOHN DEERE CAPITAL CORP DTD 06/11/2024 4.850% 06/11/2029	24422EXT1	250,000.00	A	A1	06/06/24	06/11/24	249,595.00	4.89	5,725.69	249,629.35	253,804.75
NATIONAL RURAL UTIL COOP (CALLABLE) DTD 05/10/2024 5.150% 06/15/2029	63743HFS6	250,000.00	A-	A2	07/09/24	07/10/24	252,232.50	4.94	7,188.54	252,071.92	255,102.00



Managed Account Detail of Securities Held

For the Month Ending **November 30, 2024**

CITY OF PALM DESERT - [REDACTED]

Security Type/Description Dated Date/Coupon/Maturity	CUSIP	Par	S&P Rating	Moody's Rating	Trade Date	Settle Date	Original Cost	YTM at Cost	Accrued Interest	Amortized Cost	Market Value
Corporate Note											
CITIBANK NA (CALLABLE) DTD 08/06/2024 4.838% 08/06/2029	17325FBK3	435,000.00	A+	Aa3	07/30/24	08/06/24	435,000.00	4.84	6,722.80	435,000.00	437,570.85
TOYOTA MOTOR CREDIT CORP DTD 08/09/2024 4.550% 08/09/2029	89236TMK8	90,000.00	A+	A1	08/06/24	08/09/24	89,817.30	4.60	1,274.00	89,827.56	89,938.08
ELI LILLY & CO (CALLABLE) DTD 08/14/2024 4.200% 08/14/2029	532457CQ9	80,000.00	A+	A1	08/12/24	08/14/24	79,824.80	4.25	998.67	79,834.52	79,291.04
AMERICAN HONDA FINANCE DTD 09/05/2024 4.400% 09/05/2029	02665WFO9	325,000.00	A-	A3	09/03/24	09/05/24	324,610.00	4.43	3,416.11	324,627.10	321,388.93
ACCENTURE CAPITAL INC (CALLABLE) DTD 10/04/2024 4.050% 10/04/2029	00440KAB9	230,000.00	AA-	Aa3	10/01/24	10/04/24	229,597.50	4.09	1,474.88	229,609.67	225,966.72
MERCEDES-BENZ FIN NA DTD 11/15/2024 5.100% 11/15/2029	58769JBA4	250,000.00	A	NR	11/12/24	11/15/24	249,815.00	5.12	566.67	249,817.13	252,611.75
BP CAP MARKETS AMERICA (CALLABLE) DTD 11/25/2024 4.868% 11/25/2029	10373OCB4	170,000.00	NR	A1	11/20/24	11/25/24	170,000.00	4.87	137.93	170,000.00	171,573.18
Security Type Sub-Total		13,515,000.00					13,428,322.55	4.85	161,737.80	13,442,239.79	13,539,520.06
Commercial Paper											
NATIXIS NY BRANCH DTD 04/03/2024 0.000% 12/05/2024	63873JM56	1,030,000.00	A-1	P-1	04/03/24	04/04/24	992,988.67	5.28	0.00	1,029,395.73	1,029,223.38
ING (US) FUNDING LLC DTD 03/19/2024 0.000% 12/13/2024	4497W0MD7	685,000.00	A-1	P-1	03/19/24	03/19/24	658,383.94	5.20	0.00	683,812.67	683,782.76
MUFG BANK LTD/NY DTD 06/06/2024 0.000% 03/03/2025	62479LQ32	1,040,000.00	A-1	P-1	06/06/24	06/07/24	999,512.51	5.21	0.00	1,026,152.98	1,027,574.08
PROCTER & GAMBLE CO DTD 07/16/2024 0.000% 03/11/2025	74271TOB2	1,050,000.00	A-1+	P-1	07/16/24	07/16/24	1,014,944.58	5.05	0.00	1,035,270.83	1,036,630.35
BARCLAYS CAPITAL INC DTD 10/21/2024 0.000% 06/23/2025	06743UTP7	1,050,000.00	A-1	NR	10/21/24	10/22/24	1,017,690.33	4.54	0.00	1,022,987.00	1,022,932.05
BOFA SECURITIES INC DTD 10/07/2024 0.000% 07/03/2025	06054NU33	1,075,000.00	A-1	NR	10/09/24	10/10/24	1,039,812.27	4.43	0.00	1,046,691.07	1,046,053.48



Managed Account Detail of Securities Held

For the Month Ending **November 30, 2024**

CITY OF PALM DESERT - [REDACTED]

Security Type/Description Dated Date/Coupon/Maturity	CUSIP	Par	S&P Rating	Moody's Rating	Trade Date	Settle Date	Original Cost	YTM at Cost	Accrued Interest	Amortized Cost	Market Value
Commercial Paper											
Security Type Sub-Total		5,930,000.00					5,723,332.30	4.94	0.00	5,844,310.28	5,846,196.10
Certificate of Deposit											
CREDIT INDUST ET COMM NY DTD 11/22/2024 4.650% 11/21/2025	22536WJM9	675,000.00	A-1	P-1	11/22/24	11/26/24	674,984.50	4.65	784.69	674,984.74	675,186.98
Security Type Sub-Total		675,000.00					674,984.50	4.65	784.69	674,984.74	675,186.98
Bank Note											
CITIBANK NA (CALLABLE) DTD 12/04/2023 5.488% 12/04/2026	17325FBC1	325,000.00	A+	Aa3	03/12/24	03/14/24	329,143.75	4.98	8,769.37	328,077.02	330,515.25
MORGAN STANLEY BANK NA (CALLABLE) DTD 01/18/2024 4.952% 01/14/2028	61690U8A1	500,000.00	A+	Aa3	04/30/24	05/03/24	492,790.00	5.39	9,422.56	493,825.76	502,194.50
PNC BANK NA (CALLABLE) DTD 01/22/2018 3.250% 01/22/2028	69353RFJ2	350,000.00	A	A2	07/18/24	07/19/24	330,564.50	5.00	4,076.04	332,448.19	336,856.45
MORGAN STANLEY BANK NA (CALLABLE) DTD 05/30/2024 5.504% 05/26/2028	61690U8B9	500,000.00	A+	Aa3	05/29/24	05/30/24	500,605.00	5.47	382.22	500,510.75	508,661.50
Security Type Sub-Total		1,675,000.00					1,653,103.25	5.25	22,650.19	1,654,861.72	1,678,227.70
Managed Account Sub-Total		69,497,673.58					68,000,553.98	4.33	422,772.71	68,399,547.48	68,606,030.68
Securities Sub-Total		\$69,497,673.58					\$68,000,553.98	4.33%	\$422,772.71	\$68,399,547.48	\$68,606,030.68
Accrued Interest											\$422,772.71
Total Investments											\$69,028,803.39



Managed Account Fair Market Value & Analytics

For the Month Ending **November 30, 2024**

CITY OF PALM DESERT - [REDACTED]

Security Type/Description Dated Date/Coupon/Maturity	CUSIP	Par	Broker	Next Call Date	Market Price	Market Value	Unreal G/L On Cost	Unreal G/L Amort Cost	Effective Duration	YTM at Mkt
U.S. Treasury Bond / Note										
US TREASURY N/B DTD 01/31/2024 4.250% 01/31/2026	91282CJV4	1,000,000.00	BMO		99.90	999,023.00	(6,680.13)	(6,005.91)	1.11	4.33
US TREASURY N/B DTD 04/01/2024 4.500% 03/31/2026	91282CKH3	1,000,000.00	BOFAML		100.26	1,002,578.00	(8,242.31)	(7,089.64)	1.27	4.29
US TREASURY N/B DTD 06/15/2023 4.125% 06/15/2026	91282CHH7	1,000,000.00	StifelNi		99.80	998,047.00	20,117.31	10,824.55	1.45	4.26
US TREASURY N/B DTD 07/17/2023 4.500% 07/15/2026	91282CHM6	1,000,000.00	JPMorgan		100.39	1,003,945.00	13,007.50	9,284.92	1.53	4.24
US TREASURY N/B DTD 08/15/2023 4.375% 08/15/2026	91282CHU8	1,000,000.00	JPMorgan		100.24	1,002,422.00	13,281.37	8,929.25	1.61	4.22
US TREASURY N/B DTD 09/03/2024 3.750% 08/31/2026	91282CLH2	510,000.00	BOFAML		99.19	505,876.14	(3,605.89)	(3,667.46)	1.66	4.23
US TREASURY N/B DTD 09/03/2024 3.750% 08/31/2026	91282CLH2	890,000.00	Nomura		99.19	882,803.46	(1,043.02)	(1,338.32)	1.66	4.23
US TREASURY N/B DTD 09/15/2023 4.625% 09/15/2026	91282CHY0	1,250,000.00	JPMorgan		100.68	1,258,496.25	(732.27)	2,415.71	1.69	4.22
US TREASURY N/B DTD 11/15/2023 4.625% 11/15/2026	91282CJK8	1,250,000.00	JPMorgan		100.78	1,259,766.25	(536.48)	2,760.41	1.85	4.20
US TREASURY N/B DTD 12/15/2023 4.375% 12/15/2026	91282CJP7	510,000.00	BMO		100.35	511,793.16	20.11	61.38	1.89	4.19
US TREASURY N/B DTD 01/31/2020 1.500% 01/31/2027	912828Z78	430,000.00	WellsFar		94.51	406,383.54	7,541.74	(1,129.11)	2.08	4.18
US TREASURY N/B DTD 02/15/2017 2.250% 02/15/2027	912828V98	260,000.00	Citigrou		96.01	249,620.28	(446.91)	(1,020.11)	2.11	4.16
US TREASURY N/B DTD 03/15/2024 4.250% 03/15/2027	91282CKE0	115,000.00	WellsFar		100.19	115,220.11	(1,711.53)	(1,575.94)	2.14	4.16
US TREASURY N/B DTD 05/31/2022 2.625% 05/31/2027	91282CET4	530,000.00	BMO		96.42	511,036.07	1,035.29	650.69	2.38	4.15
US TREASURY N/B DTD 08/01/2022 2.750% 07/31/2027	91282CFB2	735,000.00	JPMorgan		96.51	709,361.00	23,542.84	8,802.46	2.51	4.14
US TREASURY N/B DTD 08/31/2020 0.500% 08/31/2027	91282CAH4	1,100,000.00	WellsFar		90.67	997,348.00	25,867.53	(4,100.71)	2.68	4.18
US TREASURY N/B DTD 08/31/2022 3.125% 08/31/2027	91282CFH9	1,400,000.00	Citigrou		97.40	1,363,632.20	23,022.82	15,661.66	2.58	4.13



Managed Account Fair Market Value & Analytics

For the Month Ending **November 30, 2024**

CITY OF PALM DESERT - [REDACTED]

Security Type/Description	Dated Date/Coupon/Maturity	CUSIP	Par	Broker	Next Call Date	Market Price	Market Value	Unreal G/L On Cost	Unreal G/L Amort Cost	Effective Duration	YTM at Mkt
U.S. Treasury Bond / Note											
US TREASURY N/B		91282CAL5	1,000,000.00	WellsFar		90.07	900,703.00	44,999.87	6,719.12	2.76	4.13
DTD 09/30/2020 0.375% 09/30/2027											
US TREASURY N/B		91282CFU0	1,000,000.00	JPMorgan		100.04	1,000,391.00	22,070.69	16,019.18	2.71	4.11
DTD 10/31/2022 4.125% 10/31/2027											
US TREASURY N/B		91282CAY7	225,000.00	WellsFar		90.24	203,036.18	9,615.28	1,585.97	2.91	4.17
DTD 11/30/2020 0.625% 11/30/2027											
US TREASURY N/B		91282CAY7	2,000,000.00	Nomura		90.24	1,804,766.00	13,906.62	(5,601.07)	2.91	4.17
DTD 11/30/2020 0.625% 11/30/2027											
US TREASURY N/B		91282CBB6	1,400,000.00	JPMorgan		89.98	1,259,727.00	33,305.12	(4,192.59)	2.99	4.17
DTD 12/31/2020 0.625% 12/31/2027											
US TREASURY N/B		91282CBJ9	400,000.00	JPMorgan		90.06	360,250.00	8,078.12	(1,906.53)	3.06	4.13
DTD 02/01/2021 0.750% 01/31/2028											
US TREASURY N/B		9128283W8	2,500,000.00	SGAS		95.93	2,398,145.00	(21,581.56)	(26,904.40)	3.00	4.12
DTD 02/15/2018 2.750% 02/15/2028											
US TREASURY N/B		91282CBP5	125,000.00	JPMorgan		90.96	113,696.25	2,163.05	(593.58)	3.12	4.17
DTD 03/01/2021 1.125% 02/29/2028											
US TREASURY N/B		91282CHX2	1,100,000.00	Barclays		100.84	1,109,281.80	2,277.89	2,399.01	3.39	4.13
DTD 08/31/2023 4.375% 08/31/2028											
US TREASURY N/B		91282CCY5	170,000.00	JPMorgan		89.91	152,847.34	4,289.92	(88.86)	3.67	4.16
DTD 09/30/2021 1.250% 09/30/2028											
US TREASURY N/B		91282CKD2	500,000.00	HSBC		100.52	502,617.00	878.72	897.96	3.81	4.11
DTD 02/29/2024 4.250% 02/28/2029											
US TREASURY N/B		91282CEM9	180,000.00	Citigrou		95.05	171,098.46	(3,663.26)	(3,859.73)	4.07	4.11
DTD 05/02/2022 2.875% 04/30/2029											
US TREASURY N/B		91282CEM9	550,000.00	WellsFar		95.05	522,800.85	(3,458.92)	(4,130.77)	4.07	4.11
DTD 05/02/2022 2.875% 04/30/2029											
Security Type Sub-Total			25,130,000.00				24,276,711.34	217,319.51	13,807.54	2.39	4.18
U.S. Treasury Bill											
TREASURY BILL		912797ME4	1,725,000.00	ASLC		99.99	1,724,786.10	12,344.10	234.59	0.01	5.05
DTD 08/06/2024 0.000% 12/03/2024											
TREASURY BILL		912797LR6	2,000,000.00	ASLC		99.61	1,992,258.00	8,346.89	302.44	0.09	5.23
DTD 07/05/2024 0.000% 01/02/2025											



Managed Account Fair Market Value & Analytics

For the Month Ending **November 30, 2024**

CITY OF PALM DESERT - [REDACTED]										
Security Type/Description				Next Call	Market	Market	Unreal G/L	Unreal G/L	Effective	YTM
Dated Date/Coupon/Maturity	CUSIP	Par	Broker	Date	Price	Value	On Cost	Amort Cost	Duration	at Mkt
Security Type Sub-Total		3,725,000.00				3,717,044.10	20,690.99	537.03	0.05	5.15
Federal Agency Commercial Mortgage-Backed Security										
FHMS K070 A2	3137FCJK1	350,000.00	PNCBank		96.89	339,110.45	6,569.43	4,639.07	2.68	4.46
DTD 12/01/2017 3.303% 11/01/2027										
FHMS K505 A2	3137HACX2	660,000.00	PNCBank		100.85	665,607.36	6,045.64	5,973.97	3.13	4.54
DTD 07/01/2023 4.819% 06/01/2028										
FHMS KJ46 A1	3137HAD45	663,642.77	BNPPSA		100.02	663,793.42	5,594.59	4,749.35	2.35	4.72
DTD 07/01/2023 4.777% 06/01/2028										
FHMS K083 A1	3137FJJV2	429,530.15	MorganSt		98.79	424,331.12	7,384.86	5,994.71	1.77	4.55
DTD 11/01/2018 3.944% 07/01/2028										
FNA 2023-M6 A2	3136BODE6	692,770.86	Citigrou		98.65	683,435.77	(5,167.64)	(5,277.44)	3.26	4.59
DTD 07/01/2023 4.190% 07/01/2028										
FHMS K508 A2	3137HAQ74	630,000.00	MorganSt		100.66	634,168.08	10,345.03	9,726.41	3.29	4.53
DTD 10/01/2023 4.740% 08/01/2028										
FHMS KJ47 A1	3137HAMN3	702,657.81	BREAN		101.36	712,227.31	4,738.73	5,389.88	2.59	4.71
DTD 09/01/2023 5.272% 08/01/2028										
FHMS K507 A2	3137HAMS2	650,000.00	BOFAML		100.74	654,809.35	6,840.60	6,614.93	3.32	4.57
DTD 09/01/2023 4.800% 09/01/2028										
FHMS K509 A2	3137HAST4	650,000.00	BOFAML		100.89	655,800.60	6,460.76	6,385.87	3.36	4.58
DTD 10/01/2023 4.850% 09/01/2028										
FHMS K511 A2	3137HB3G7	650,000.00	BREAN		101.09	657,107.10	3,247.72	3,707.56	3.43	4.54
DTD 12/01/2023 4.860% 10/01/2028										
FHMS K084 A2	3137FJZ93	700,000.00	MIZU		97.47	682,279.50	12,248.25	9,016.84	3.50	4.51
DTD 11/01/2018 3.780% 10/01/2028										
FHMS K514 A2	3137HBLV4	550,000.00	TD Secur		100.08	550,447.15	5,281.13	4,642.67	3.52	4.55
DTD 02/01/2024 4.572% 12/01/2028										
FHMS K513 A2	3137HBFY5	660,000.00	TD Secur		100.53	663,465.66	5,038.32	4,829.36	3.56	4.58
DTD 01/01/2024 4.724% 12/01/2028										
FHMS K515 A2	3137HBPDO	650,000.00	TD Secur		102.85	668,554.90	11,470.92	12,142.73	3.54	4.60
DTD 02/01/2024 5.400% 01/01/2029										
FHMS K520 A2	3137HCKV3	370,000.00	BOFAML		102.37	378,753.46	7,251.63	7,390.45	3.75	4.56
DTD 04/01/2024 5.180% 03/01/2029										
FHMS K521 AS FLOATING	3137HCTM4	649,682.51	JPMorgan		99.85	648,687.20	(995.31)	(995.31)	0.08	5.23
DTD 05/16/2024 5.245% 03/25/2029										



Managed Account Fair Market Value & Analytics

For the Month Ending **November 30, 2024**

CITY OF PALM DESERT

Security Type/Description Dated Date/Coupon/Maturity	CUSIP	Par	Broker	Next Call Date	Market Price	Market Value	Unreal G/L On Cost	Unreal G/L Amort Cost	Effective Duration	YTM at Mkt
Federal Agency Commercial Mortgage-Backed Security										
FHMS K519 AS FLOATING DTD 04/18/2024 5.643% 03/25/2029	3137HCKO4	659,486.13	WellsFar		99.84	658,431.61	(1,054.52)	(1,054.52)	0.08	5.19
FHMS K524 A2 DTD 07/01/2024 4.720% 05/01/2029	3137HDV56	535,000.00	PIER		100.75	539,010.36	724.93	889.12	3.92	4.54
FHMS K522 A2 DTD 06/01/2024 4.803% 05/01/2029	3137HDJJ0	665,000.00	MorganSt		100.88	670,850.67	5,852.66	5,850.67	3.82	4.58
FHMS K523 AS FLOATING DTD 06/27/2024 5.394% 05/25/2029	3137HDJW1	649,903.35	BOFAML		100.28	651,691.23	1,787.88	1,787.88	0.09	5.14
FHMS K526 A2 DTD 08/01/2024 4.543% 07/01/2029	3137HDXL9	595,000.00	BMO		100.03	595,207.65	(5,357.98)	(5,060.52)	4.07	4.54
FHMS K528 A2 DTD 09/01/2024 4.508% 07/01/2029	3137HFNZ4	680,000.00	MorganSt		99.93	679,551.88	(1,457.50)	(1,454.57)	4.09	4.53
FHMS K529 A2 DTD 10/01/2024 4.791% 09/01/2029	3137HH6C0	405,000.00	MorganSt		101.10	409,452.57	(3,642.17)	(3,459.19)	4.17	4.54
Security Type Sub-Total		13,847,673.58				13,886,774.40	89,207.96	82,429.92	2.90	4.66
Federal Agency Bond / Note										
FEDERAL FARM CREDIT BANK (CALLABLE) DTD 12/23/2020 0.320% 12/23/2024	3133EMPL5	5,000,000.00	DIRECT		99.73	4,986,370.00	18,870.00	(13,025.60)	0.07	4.63
Security Type Sub-Total		5,000,000.00				4,986,370.00	18,870.00	(13,025.60)	0.07	4.63
Corporate Note										
CITIGROUP INC (CALLABLE) DTD 10/21/2016 3.200% 10/21/2026	172967KY6	250,000.00	GoldmanS	07/21/26	97.26	243,137.50	3,680.00	1,956.44	1.75	4.73
AMERICAN EXPRESS CO (CALLABLE) DTD 11/04/2021 1.650% 11/04/2026	025816CM9	290,000.00	WellsFar	10/04/26	94.57	274,261.41	7,325.11	3,192.75	1.86	4.63
STATE STREET CORP (CALLABLE) DTD 11/04/2022 5.751% 11/04/2026	857477BX0	500,000.00	GoldmanS	11/04/25	100.89	504,470.50	850.50	2,427.35	0.89	5.37
GOLDMAN SACHS GROUP INC (CALLABLE) DTD 11/16/2016 3.500% 11/16/2026	38145GAH3	350,000.00	BOFAML	11/16/25	97.74	342,089.65	7,678.65	4,447.22	1.69	4.74
JP MORGAN CHASE BANK NA (CALLABLE) DTD 12/08/2023 5.110% 12/08/2026	48125LRU8	500,000.00	JANE	11/08/26	101.18	505,896.00	3,116.00	3,829.01	1.81	4.49



Managed Account Fair Market Value & Analytics

For the Month Ending **November 30, 2024**

CITY OF PALM DESERT - [REDACTED]

Security Type/Description Dated Date/Coupon/Maturity	CUSIP	Par	Broker	Next Call Date	Market Price	Market Value	Unreal G/L On Cost	Unreal G/L Amort Cost	Effective Duration	YTM at Mkt
Corporate Note										
CISCO SYSTEMS INC (CALLABLE) DTD 02/26/2024 4.800% 02/26/2027	17275RBO4	550,000.00	Citigrou	01/26/27	100.94	555,157.90	(1,552.10)	(722.86)	2.03	4.35
COOPERAT RABOBANK UA/NY DTD 03/05/2024 5.041% 03/05/2027	21688ABD3	500,000.00	MAXE		101.49	507,460.00	5,190.00	5,707.47	2.09	4.34
STATE STREET CORP (CALLABLE) DTD 03/18/2024 4.993% 03/18/2027	857477CL5	200,000.00	MorganSt	02/18/27	101.08	202,164.80	2,164.80	2,164.80	2.08	4.49
STATE STREET CORP (CALLABLE) DTD 03/18/2024 4.993% 03/18/2027	857477CL5	285,000.00	MorganSt	02/18/27	101.08	288,084.84	3,640.59	3,517.63	2.08	4.49
NIKE INC (CALLABLE) DTD 03/27/2020 2.750% 03/27/2027	654106AJ2	250,000.00	BOFAML	01/27/27	96.59	241,482.50	5,415.00	2,148.77	2.17	4.31
HORMEL FOODS CORP (CALLABLE) DTD 03/08/2024 4.800% 03/30/2027	440452AK6	500,000.00	JPMorgan	02/28/27	100.82	504,111.00	3,216.00	3,420.70	2.12	4.42
GOLDMAN SACHS BANK USA (CALLABLE) DTD 05/21/2024 5.414% 05/21/2027	38151LAG5	130,000.00	GoldmanS	05/21/26	100.83	131,078.22	1,078.22	1,078.22	1.41	5.03
USAA CAPITAL CORP DTD 06/03/2024 5.250% 06/01/2027	90327QD97	710,000.00	Deutsche		101.70	722,087.04	14,138.94	13,821.43	2.32	4.52
NATIONAL AUSTRALIA BK/NY DTD 06/11/2024 5.087% 06/11/2027	63253QAJ3	150,000.00	CABRERA		101.60	152,400.45	2,214.45	2,241.78	2.30	4.41
NATIONAL AUSTRALIA BK/NY DTD 06/11/2024 5.087% 06/11/2027	63253QAJ3	350,000.00	LoopCapM		101.60	355,601.05	4,722.55	4,847.77	2.30	4.41
ANALOG DEVICES INC (CALLABLE) DTD 09/18/2023 3.450% 06/15/2027	032654BA2	250,000.00	JANE	03/15/27	97.57	243,930.00	3,820.00	1,785.79	2.28	4.47
AMERICAN HONDA FINANCE DTD 07/10/2024 4.900% 07/09/2027	02665WFK2	185,000.00	Barclays		100.87	186,615.23	1,853.88	1,824.40	2.37	4.54
AUST & NZ BANKING GRP NY DTD 07/16/2024 4.900% 07/16/2027	05253JB34	390,000.00	WellsFar		101.23	394,797.78	4,797.78	4,797.78	2.40	4.40
BLACKROCK FUNDING INC (CALLABLE) DTD 07/26/2024 4.600% 07/26/2027	09290DAH4	165,000.00	BOFAML	06/26/27	100.70	166,152.53	1,157.48	1,156.61	2.39	4.32
HONEYWELL INTERNATIONAL (CALLABLE) DTD 08/01/2024 4.650% 07/30/2027	438516CX2	320,000.00	Deutsche	06/30/27	100.72	322,297.28	2,306.88	2,305.21	2.40	4.36
TOYOTA MOTOR CREDIT CORP DTD 10/10/2024 4.350% 10/08/2027	89236TMS1	110,000.00	Citigrou		99.72	109,695.41	(261.69)	(263.71)	2.64	4.45
UNITED PARCEL SERVICE (CALLABLE) DTD 11/14/2017 3.050% 11/15/2027	911312BM7	250,000.00	BOFAML	08/15/27	96.41	241,013.50	5,091.00	2,360.82	2.73	4.42



Managed Account Fair Market Value & Analytics

For the Month Ending **November 30, 2024**

CITY OF PALM DESERT - [REDACTED]

Security Type/Description Dated Date/Coupon/Maturity	CUSIP	Par	Broker	Next Call Date	Market Price	Market Value	Unreal G/L On Cost	Unreal G/L Amort Cost	Effective Duration	YTM at Mkt
Corporate Note										
BP CAP MARKETS AMERICA (CALLABLE) DTD 05/17/2024 5.017% 11/17/2027	10373QBYS	335,000.00	BNP Sec	10/17/27	101.46	339,890.00	4,879.95	4,881.12	2.68	4.48
MERCEDES-BENZ FIN NA DTD 11/28/2022 5.250% 11/29/2027	58769JAC1	250,000.00	FTNF		101.32	253,291.25	858.75	1,291.17	2.68	4.81
BRISTOL-MYERS SQUIBB CO (CALLABLE) DTD 07/15/2020 3.900% 02/20/2028	110122DE5	260,000.00	FifthThi	11/20/27	98.46	256,000.94	(3,541.46)	(3,564.67)	2.87	4.42
BMW US CAPITAL LLC (CALLABLE) DTD 04/12/2018 3.750% 04/12/2028	05565EAY1	520,000.00	GoldmanS	01/12/28	96.88	503,768.20	(7,287.80)	(7,708.59)	3.03	4.76
WELLS FARGO & COMPANY (CALLABLE) DTD 04/22/2024 5.707% 04/22/2028	95000U3L5	320,000.00	WellsFar	04/22/27	102.00	326,411.52	6,411.52	6,411.52	2.21	5.08
BANK OF NY MELLON CORP (CALLABLE) DTD 06/13/2022 3.992% 06/13/2028	06406RBG1	515,000.00	Deutsche	06/13/27	98.41	506,790.90	6,792.85	5,419.13	2.33	4.96
JPMORGAN CHASE & CO (CALLABLE) DTD 07/22/2024 4.979% 07/22/2028	46647PEL6	310,000.00	JPMorgan	07/22/27	100.65	312,012.52	2,012.52	2,012.52	2.41	4.93
BRISTOL-MYERS SQUIBB CO (CALLABLE) DTD 02/22/2024 4.900% 02/22/2029	110122EF1	250,000.00	Jefferie	01/22/29	101.43	253,566.50	1,481.50	1,759.91	3.70	4.52
ROCHE HOLDINGS INC (CALLABLE) DTD 03/08/2024 4.790% 03/08/2029	771196CJ9	500,000.00	Citigrou	02/08/29	101.19	505,963.50	3,478.50	3,808.02	3.76	4.52
NESTLE CAPITAL CORP (CALLABLE) DTD 03/12/2024 4.650% 03/12/2029	64105MAA9	325,000.00	GoldmanS	02/12/29	100.60	326,946.43	1,387.43	1,459.27	3.77	4.49
BLACKROCK FUNDING INC (CALLABLE) DTD 03/14/2024 4.700% 03/14/2029	09290DAA9	500,000.00	Citigrou	02/14/29	101.10	505,502.50	2,827.50	3,172.74	3.77	4.41
TOYOTA MOTOR CREDIT CORP DTD 05/16/2024 5.050% 05/16/2029	89236TMF9	165,000.00	BOFAML		101.91	168,143.91	3,497.01	3,462.70	3.95	4.57
JOHN DEERE CAPITAL CORP DTD 06/11/2024 4.850% 06/11/2029	24422EXT1	250,000.00	JPMorgan		101.52	253,804.75	4,209.75	4,175.40	3.94	4.47
NATIONAL RURAL UTIL COOP (CALLABLE) DTD 05/10/2024 5.150% 06/15/2029	63743HFS6	250,000.00	JPMorgan	05/15/29	102.04	255,102.00	2,869.50	3,030.08	3.87	4.69
CITIBANK NA (CALLABLE) DTD 08/06/2024 4.838% 08/06/2029	17325FBK3	435,000.00	Citigrou	07/06/29	100.59	437,570.85	2,570.85	2,570.85	4.05	4.69
TOYOTA MOTOR CREDIT CORP DTD 08/09/2024 4.550% 08/09/2029	89236TMK8	90,000.00	MIZU		99.93	89,938.08	120.78	110.52	4.13	4.62
ELI LILLY & CO (CALLABLE) DTD 08/14/2024 4.200% 08/14/2029	532457CO9	80,000.00	MorganSt	07/14/29	99.11	79,291.04	(533.76)	(543.48)	4.13	4.41



Managed Account Fair Market Value & Analytics

For the Month Ending **November 30, 2024**

CITY OF PALM DESERT - [REDACTED]

Security Type/Description	Dated Date/Coupon/Maturity	CUSIP	Par	Broker	Next Call Date	Market Price	Market Value	Unreal G/L On Cost	Unreal G/L Amort Cost	Effective Duration	YTM at Mkt
Corporate Note											
AMERICAN HONDA FINANCE		02665WFO9	325,000.00	Deutsche		98.89	321,388.93	(3,221.07)	(3,238.17)	4.20	4.66
DTD 09/05/2024 4.400% 09/05/2029											
ACCENTURE CAPITAL INC (CALLABLE)		00440KAB9	230,000.00	JPMorgan	09/04/29	98.25	225,966.72	(3,630.78)	(3,642.95)	4.28	4.46
DTD 10/04/2024 4.050% 10/04/2029											
MERCEDES-BENZ FIN NA		58769JBA4	250,000.00	Citigrou		101.04	252,611.75	2,796.75	2,794.62	4.33	4.91
DTD 11/15/2024 5.100% 11/15/2029											
BP CAP MARKETS AMERICA (CALLABLE)		10373OCB4	170,000.00	BOFAML	10/25/29	100.93	171,573.18	1,573.18	1,573.18	4.34	4.66
DTD 11/25/2024 4.868% 11/25/2029											
Security Type Sub-Total			13,515,000.00				13,539,520.06	111,197.51	97,280.27	2.70	4.59
Commercial Paper											
NATIXIS NY BRANCH		63873JM56	1,030,000.00	NAT		99.92	1,029,223.38	36,234.71	(172.35)	0.02	4.49
DTD 04/03/2024 0.000% 12/05/2024											
ING (US) FUNDING LLC		4497WOMD7	685,000.00	INGM		99.82	683,782.76	25,398.82	(29.91)	0.04	4.53
DTD 03/19/2024 0.000% 12/13/2024											
MUFG BANK LTD/NY		62479LQ32	1,040,000.00	MUFG		98.81	1,027,574.08	28,061.57	1,421.10	0.26	4.59
DTD 06/06/2024 0.000% 03/03/2025											
PROCTER & GAMBLE CO		74271TOB2	1,050,000.00	SEEL		98.73	1,036,630.35	21,685.77	1,359.52	0.28	4.51
DTD 07/16/2024 0.000% 03/11/2025											
BARCLAYS CAPITAL INC		06743UTP7	1,050,000.00	Barclays		97.42	1,022,932.05	5,241.72	(54.95)	0.56	4.57
DTD 10/21/2024 0.000% 06/23/2025											
BOFA SECURITIES INC		06054NU33	1,075,000.00	BOFAML		97.31	1,046,053.48	6,241.21	(637.59)	0.58	4.60
DTD 10/07/2024 0.000% 07/03/2025											
Security Type Sub-Total			5,930,000.00				5,846,196.10	122,863.80	1,885.82	0.31	4.55
Certificate of Deposit											
CREDIT INDUST ET COMM NY		22536WJM9	675,000.00	RBC Capi		100.03	675,186.98	202.48	202.24	0.96	4.65
DTD 11/22/2024 4.650% 11/21/2025											
Security Type Sub-Total			675,000.00				675,186.98	202.48	202.24	0.96	4.65
Bank Note											



Managed Account Fair Market Value & Analytics

For the Month Ending **November 30, 2024**

CITY OF PALM DESERT - [REDACTED]

Security Type/Description Dated Date/Coupon/Maturity	CUSIP	Par	Broker	Next Call Date	Market Price	Market Value	Unreal G/L On Cost	Unreal G/L Amort Cost	Effective Duration	YTM at Mkt
Bank Note										
CITIBANK NA (CALLABLE) DTD 12/04/2023 5.488% 12/04/2026	17325FBC1	325,000.00	Deutsche	11/04/26	101.70	330,515.25	1,371.50	2,438.23	1.79	4.59
MORGAN STANLEY BANK NA (CALLABLE) DTD 01/18/2024 4.952% 01/14/2028	61690U8A1	500,000.00	Deutsche	01/14/27	100.44	502,194.50	9,404.50	8,368.74	1.96	5.06
PNC BANK NA (CALLABLE) DTD 01/22/2018 3.250% 01/22/2028	69353RFJ2	350,000.00	Citigrou	12/23/27	96.24	336,856.45	6,291.95	4,408.26	2.90	4.56
MORGAN STANLEY BANK NA (CALLABLE) DTD 05/30/2024 5.504% 05/26/2028	61690U8B9	500,000.00	BOFAML	05/26/27	101.73	508,661.50	8,056.50	8,150.75	2.31	4.95
Security Type Sub-Total		1,675,000.00				1,678,227.70	25,124.45	23,365.98	2.22	4.83
Managed Account Sub-Total		69,497,673.58				68,606,030.68	605,476.70	206,483.20	2.06	4.50
Securities Sub-Total		\$69,497,673.58				\$68,606,030.68	\$605,476.70	\$206,483.20	2.06	4.50%
Accrued Interest						\$422,772.71				
Total Investments						\$69,028,803.39				



Managed Account Security Transactions & Interest

For the Month Ending **November 30, 2024**

CITY OF PALM DESERT - [REDACTED]

Transaction Type		Security Description	CUSIP	Par	Principal Proceeds	Accrued Interest	Total	Realized G/L Cost	Realized G/L Amort Cost	Sale Method
Trade	Settle									
BUY										
11/01/24	11/05/24	US TREASURY N/B DTD 08/31/2023 4.375% 08/31/2028	91282CHX2	1,100,000.00	(1,107,003.91)	(8,774.17)	(1,115,778.08)			
11/08/24	11/12/24	US TREASURY N/B DTD 02/29/2024 4.250% 02/28/2029	91282CKD2	500,000.00	(501,738.28)	(4,285.22)	(506,023.50)			
11/08/24	11/12/24	US TREASURY N/B DTD 12/15/2023 4.375% 12/15/2026	91282CJP7	510,000.00	(511,773.05)	(9,144.47)	(520,917.52)			
11/08/24	11/12/24	US TREASURY N/B DTD 05/31/2022 2.625% 05/31/2027	91282CET4	530,000.00	(510,000.78)	(6,272.03)	(516,272.81)			
11/12/24	11/15/24	MERCEDES-BENZ FIN NA DTD 11/15/2024 5.100% 11/15/2029	58769JBA4	250,000.00	(249,815.00)	0.00	(249,815.00)			
11/20/24	11/25/24	BP CAP MARKETS AMERICA (CALLABLE) DTD 11/25/2024 4.868% 11/25/2029	10373OCB4	170,000.00	(170,000.00)	0.00	(170,000.00)			
11/22/24	11/26/24	CREDIT INDUST ET COMM NY DTD 11/22/2024 4.650% 11/21/2025	22536WJM9	675,000.00	(674,984.50)	(348.75)	(675,333.25)			

Transaction Type Sub-Total				3,735,000.00	(3,725,315.52)	(28,824.64)	(3,754,140.16)			
-----------------------------------	--	--	--	---------------------	-----------------------	--------------------	-----------------------	--	--	--

INTEREST

11/01/24	11/01/24	MONEY MARKET FUND DTD 01/01/2010 0.000% --	MONEY0002		0.00	6,358.86	6,358.86			
11/01/24	11/25/24	FNA 2023-M6 A2 DTD 07/01/2023 4.190% 07/01/2028	3136BODE6		0.00	2,418.94	2,418.94			
11/01/24	11/25/24	FHMS KJ47 A1 DTD 09/01/2023 5.272% 08/01/2028	3137HAMN3		0.00	3,093.52	3,093.52			
11/01/24	11/25/24	FHMS K513 A2 DTD 01/01/2024 4.724% 12/01/2028	3137HBFY5		0.00	2,598.20	2,598.20			
11/01/24	11/25/24	FHMS K524 A2 DTD 07/01/2024 4.720% 05/01/2029	3137HDV56		0.00	2,104.33	2,104.33			
11/01/24	11/25/24	FHMS K520 A2 DTD 04/01/2024 5.180% 03/01/2029	3137HCKV3		0.00	1,597.17	1,597.17			
11/01/24	11/25/24	FHMS K507 A2 DTD 09/01/2023 4.800% 09/01/2028	3137HAMS2		0.00	2,600.00	2,600.00			
11/01/24	11/25/24	FHMS K515 A2 DTD 02/01/2024 5.400% 01/01/2029	3137HBPD0		0.00	2,925.00	2,925.00			



Managed Account Security Transactions & Interest

For the Month Ending **November 30, 2024**

CITY OF PALM DESERT - [REDACTED]

Transaction Type		Security Description	CUSIP	Par	Principal Proceeds	Accrued Interest	Total	Realized G/L Cost	Realized G/L Amort Cost	Sale Method
Trade	Settle									
INTEREST										
11/01/24	11/25/24	FHMS K529 A2 DTD 10/01/2024 4.791% 09/01/2029	3137HH6C0		0.00	1,616.96	1,616.96			
11/01/24	11/25/24	FHMS K508 A2 DTD 10/01/2023 4.740% 08/01/2028	3137HAQ74		0.00	2,488.50	2,488.50			
11/01/24	11/25/24	FHMS K526 A2 DTD 08/01/2024 4.543% 07/01/2029	3137HDXL9		0.00	2,252.57	2,252.57			
11/01/24	11/25/24	FHMS K511 A2 DTD 12/01/2023 4.860% 10/01/2028	3137HB3G7		0.00	2,632.50	2,632.50			
11/01/24	11/25/24	FHMS KJ46 A1 DTD 07/01/2023 4.777% 06/01/2028	3137HAD45		0.00	2,643.57	2,643.57			
11/01/24	11/25/24	FHMS K070 A2 DTD 12/01/2017 3.303% 11/01/2027	3137FCJK1		0.00	963.38	963.38			
11/01/24	11/25/24	FHMS K514 A2 DTD 02/01/2024 4.572% 12/01/2028	3137HBLV4		0.00	2,095.50	2,095.50			
11/01/24	11/25/24	FHMS K522 A2 DTD 06/01/2024 4.803% 05/01/2029	3137HDJJ0		0.00	2,661.66	2,661.66			
11/01/24	11/25/24	FHMS K505 A2 DTD 07/01/2023 4.819% 06/01/2028	3137HACX2		0.00	2,650.45	2,650.45			
11/01/24	11/25/24	FHMS K083 A1 DTD 11/01/2018 3.944% 07/01/2028	3137FJJV2		0.00	1,439.84	1,439.84			
11/01/24	11/25/24	FHMS K509 A2 DTD 10/01/2023 4.850% 09/01/2028	3137HAST4		0.00	2,627.08	2,627.08			
11/01/24	11/25/24	FHMS K084 A2 DTD 11/01/2018 3.780% 10/01/2028	3137FJZ93		0.00	2,205.00	2,205.00			
11/01/24	11/25/24	FHMS K528 A2 DTD 09/01/2024 4.508% 07/01/2029	3137HFNZ4		0.00	2,554.53	2,554.53			
11/04/24	11/04/24	AMERICAN EXPRESS CO (CALLABLE) DTD 11/04/2021 1.650% 11/04/2026	025816CM9		0.00	2,392.50	2,392.50			
11/04/24	11/04/24	STATE STREET CORP (CALLABLE) DTD 11/04/2022 5.751% 11/04/2026	857477BX0		0.00	14,377.50	14,377.50			
11/15/24	11/15/24	UNITED PARCEL SERVICE (CALLABLE) DTD 11/14/2017 3.050% 11/15/2027	911312BM7		0.00	3,812.50	3,812.50			
11/15/24	11/15/24	US TREASURY N/B DTD 11/15/2023 4.625% 11/15/2026	91282CJK8		0.00	28,906.25	28,906.25			



Managed Account Security Transactions & Interest

For the Month Ending **November 30, 2024**

CITY OF PALM DESERT - [REDACTED]

Transaction Type		Security Description	CUSIP	Par	Principal Proceeds	Accrued Interest	Total	Realized G/L Cost	Realized G/L Amort Cost	Sale Method
Trade	Settle									
INTEREST										
11/16/24	11/16/24	TOYOTA MOTOR CREDIT CORP DTD 05/16/2024 5.050% 05/16/2029	89236TMF9		0.00	4,166.25	4,166.25			
11/16/24	11/16/24	GOLDMAN SACHS GROUP INC (CALLABLE) DTD 11/16/2016 3.500% 11/16/2026	38145GAH3		0.00	6,125.00	6,125.00			
11/17/24	11/17/24	BP CAP MARKETS AMERICA (CALLABLE) DTD 05/17/2024 5.017% 11/17/2027	10373OBY5		0.00	8,403.48	8,403.48			
11/21/24	11/21/24	GOLDMAN SACHS BANK USA (CALLABLE) DTD 05/21/2024 5.414% 05/21/2027	38151LAG5		0.00	3,519.10	3,519.10			
11/25/24	11/25/24	FHMS K523 AS FLOATING DTD 06/27/2024 5.394% 05/25/2029	3137HDJW1		0.00	3,197.50	3,197.50			
11/25/24	11/25/24	FHMS K519 AS FLOATING DTD 04/18/2024 5.643% 03/25/2029	3137HCKO4		0.00	3,205.17	3,205.17			
11/25/24	11/25/24	FHMS K521 AS FLOATING DTD 05/16/2024 5.245% 03/25/2029	3137HCTM4		0.00	3,179.78	3,179.78			
11/26/24	11/26/24	MORGAN STANLEY BANK NA (CALLABLE) DTD 05/30/2024 5.504% 05/26/2028	61690U8B9		0.00	13,454.22	13,454.22			
11/29/24	11/29/24	MERCEDES-BENZ FIN NA DTD 11/28/2022 5.250% 11/29/2027	58769JAC1		0.00	6,562.50	6,562.50			
11/30/24	11/30/24	US TREASURY N/B DTD 11/30/2020 0.625% 11/30/2027	91282CAY7		0.00	6,953.13	6,953.13			
11/30/24	11/30/24	US TREASURY N/B DTD 05/31/2022 2.625% 05/31/2027	91282CET4		0.00	6,956.25	6,956.25			
Transaction Type Sub-Total					0.00	167,738.69	167,738.69			
PAYDOWNS										
11/01/24	11/25/24	FHMS KJ47 A1 DTD 09/01/2023 5.272% 08/01/2028	3137HAMN3	1,482.27	1,482.27	0.00	1,482.27	(10.19)	(8.99)	
11/01/24	11/25/24	FNA 2023-M6 A2 DTD 07/01/2023 4.190% 07/01/2028	3136BODE6	3.92	3.92	0.00	3.92	0.02	0.02	



Managed Account Security Transactions & Interest

For the Month Ending **November 30, 2024**

CITY OF PALM DESERT - [REDACTED]

Transaction Type		Security Description	CUSIP	Par	Principal Proceeds	Accrued Interest	Total	Realized G/L Cost	Realized G/L Amort Cost	Sale Method
Trade	Settle									
PAYDOWNS										
11/01/24	11/25/24	FHMS KJ46 A1 DTD 07/01/2023 4.777% 06/01/2028	3137HAD45	431.43	431.43	0.00	431.43	3.54	3.06	
11/01/24	11/25/24	FHMS K083 A1 DTD 11/01/2018 3.944% 07/01/2028	3137FJJV2	8,554.58	8,554.58	0.00	8,554.58	250.63	227.57	
11/25/24	11/25/24	FHMS K521 AS FLOATING DTD 05/16/2024 5.245% 03/25/2029	3137HCTM4	50.16	50.16	0.00	50.16	0.00	0.01	
11/25/24	11/25/24	FHMS K523 AS FLOATING DTD 06/27/2024 5.394% 05/25/2029	3137HDJW1	18.33	18.33	0.00	18.33	0.00	0.00	
11/25/24	11/25/24	FHMS K519 AS FLOATING DTD 04/18/2024 5.643% 03/25/2029	3137HCKO4	76.43	76.43	0.00	76.43	0.00	0.01	
Transaction Type Sub-Total				10,617.12	10,617.12	0.00	10,617.12	244.00	221.68	
SELL										
11/01/24	11/05/24	TREASURY BILL DTD 08/06/2024 0.000% 12/03/2024	912797ME4	1,000,000.00	996,462.67	0.00	996,462.67	3,742.67	102.59	FIFO
11/08/24	11/12/24	NATIONAL AUSTRALIA BK/NY DTD 06/11/2024 5.087% 06/11/2027	63253OAJ3	500,000.00	507,800.00	10,668.57	518,468.57	7,180.00	7,260.85	FIFO
11/08/24	11/12/24	CUMMINS INC (CALLABLE) DTD 02/20/2024 4.900% 02/20/2029	231021AV8	500,000.00	508,590.00	5,580.56	514,170.56	5,160.00	5,583.12	FIFO
11/08/24	11/12/24	WELLS FARGO BANK NA (CALLABLE) DTD 12/11/2023 5.254% 12/11/2026	94988J6F9	500,000.00	507,515.00	11,018.81	518,533.81	3,980.00	4,816.87	FIFO
11/12/24	11/13/24	JOHN DEERE CAPITAL CORP DTD 06/11/2024 4.850% 06/11/2029	24422EXT1	250,000.00	251,590.00	5,119.44	256,709.44	1,995.00	1,964.28	FIFO
11/20/24	11/25/24	US TREASURY N/B DTD 05/02/2022 2.875% 04/30/2029	91282CEM9	180,000.00	169,783.59	357.39	170,140.98	(4,978.13)	(5,157.00)	FIFO
11/22/24	11/25/24	TREASURY BILL DTD 08/06/2024 0.000% 12/03/2024	912797ME4	500,000.00	499,501.11	0.00	499,501.11	3,141.11	21.10	FIFO
Transaction Type Sub-Total				3,430,000.00	3,441,242.37	32,744.77	3,473,987.14	20,220.65	14,591.81	
Managed Account Sub-Total					(273,456.03)	171,658.82	(101,797.21)	20,464.65	14,813.49	
Total Security Transactions					(273,456.03)	171,658.82	(101,797.21)	20,464.65	14,813.49	



Account Statement - Transaction Summary

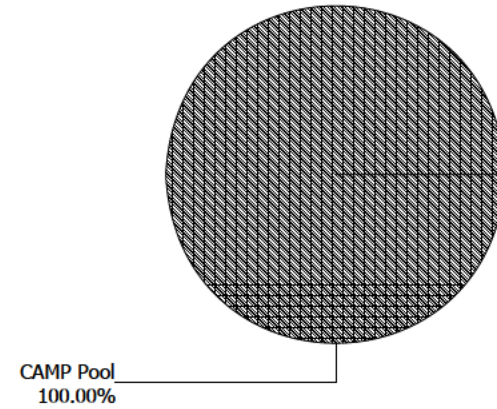
For the Month Ending **November 30, 2024**

CITY OF PALM DESERT - CITY OF PALM DESERT - [REDACTED]

CAMP Pool	
Opening Market Value	168,571,996.08
Purchases	667,385.25
Redemptions	(2,500,000.00)
Unsettled Trades	0.00
Change in Value	0.00
Closing Market Value	\$166,739,381.33
Cash Dividends and Income	667,385.25

Asset Summary		
	November 30, 2024	October 31, 2024
CAMP Pool	166,739,381.33	168,571,996.08
Total	\$166,739,381.33	\$168,571,996.08

Asset Allocation





Account Statement

For the Month Ending **November 30, 2024**

CITY OF PALM DESERT - CITY OF PALM DESERT - [REDACTED]

Trade Date	Settlement Date	Transaction Description	Share or Unit Price	Dollar Amount of Transaction	Total Shares Owned
CAMP Pool					
Opening Balance					168,571,996.08
11/14/24	11/14/24	Redemption - Outgoing Wires	1.00	(2,500,000.00)	166,071,996.08
11/29/24	12/02/24	Accrual Income Div Reinvestment - Distributions	1.00	667,385.25	166,739,381.33
Closing Balance					166,739,381.33

	Month of November	Fiscal YTD January-November
Opening Balance	168,571,996.08	172,831,653.55
Purchases	667,385.25	29,907,727.78
Redemptions (Excl. Checks)	(2,500,000.00)	(36,000,000.00)
Check Disbursements	0.00	0.00
Closing Balance	166,739,381.33	166,739,381.33
Cash Dividends and Income	667,385.25	8,657,727.78

Closing Balance	166,739,381.33
Average Monthly Balance	167,199,821.76
Monthly Distribution Yield	4.87%



Account Statement - Transaction Summary

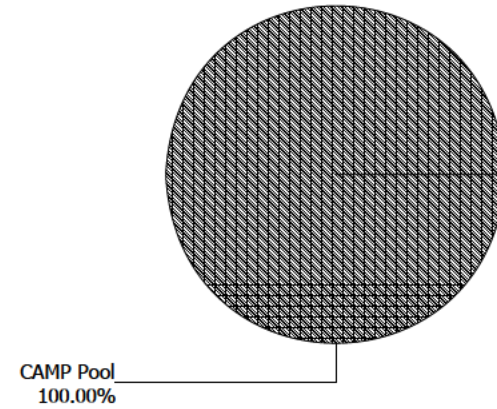
For the Month Ending **November 30, 2024**

CITY OF PALM DESERT - DESERT WILLOW GOLF RESORT - [REDACTED]

CAMP Pool	
Opening Market Value	3,133,358.72
Purchases	12,509.05
Redemptions	0.00
Unsettled Trades	0.00
Change in Value	0.00
Closing Market Value	\$3,145,867.77
Cash Dividends and Income	12,509.05

Asset Summary		
	November 30, 2024	October 31, 2024
CAMP Pool	3,145,867.77	3,133,358.72
Total	\$3,145,867.77	\$3,133,358.72

Asset Allocation





Account Statement

For the Month Ending **November 30, 2024**

CITY OF PALM DESERT - DESERT WILLOW GOLF RESORT - [REDACTED]

Trade Date	Settlement Date	Transaction Description	Share or Unit Price	Dollar Amount of Transaction	Total Shares Owned
CAMP Pool					
Opening Balance					3,133,358.72
11/29/24	12/02/24	Accrual Income Div Reinvestment - Distributions	1.00	12,509.05	3,145,867.77
Closing Balance					3,145,867.77

	Month of November	Fiscal YTD January-November
Opening Balance	3,133,358.72	3,204,048.18
Purchases	12,509.05	1,941,819.59
Redemptions (Excl. Checks)	0.00	(2,000,000.00)
Check Disbursements	0.00	0.00
Closing Balance	3,145,867.77	3,145,867.77
Cash Dividends and Income	12,509.05	191,819.59

Closing Balance	3,145,867.77
Average Monthly Balance	3,134,192.66
Monthly Distribution Yield	4.87%

California State Treasurer
Fiona Ma, CPA



Local Agency Investment Fund
P.O. Box 942809
Sacramento, CA 94209-0001
(916) 653-3001

December 05, 2024

[LAIF Home](#)
[PMIA Average Monthly Yields](#)

CITY OF PALM DESERT

CITY TREASURER
73-510 FRED WARING DRIVE
PALM DESERT, CA 92260-2578

[Tran Type Definitions](#)

Account Number:

November 2024 Statement

Account Summary

Total Deposit:	0.00	Beginning Balance:	951,584.50
Total Withdrawal:	0.00	Ending Balance:	951,584.50

Fund Summary Report

Parameters: Query: Fund Summary

Bank: oneof

Account Number: oneof [REDACTED]

Counterparty: equalto

Run Date: 03-Dec-2024 12:33:11 PM

User: Susan

From : 01-Nov-2024

To : 30-Nov-2024

As at : 03-Dec-2024

Balance Calculation Based On: Value Date

Account Number	Account Name	Balance Forward	Total Receipts	Total Payments	Total
[REDACTED]	City Of Palm Desert	\$2,838,356.92	\$0.00	\$0.00	\$2,838,356.92
[REDACTED]	RDA Successor Agcy Palm Desert	\$361.53	\$0.00	\$0.00	\$361.53

Grand Total: **\$2,838,718.45** **\$0.00** **\$0.00** **\$2,838,718.45**



Managed Account Summary Statement

For the Month Ending December 31, 2024

CITY OF PALM DESERT - [REDACTED]

Transaction Summary - Managed Account

Opening Market Value	\$68,606,030.68
Maturities/Calls	(8,452,019.62)
Principal Dispositions	(495,905.00)
Principal Acquisitions	9,180,087.93
Unsettled Trades	0.00
Change in Current Value	(172,225.15)
Closing Market Value	\$68,665,968.84

Cash Transactions Summary - Managed Account

Maturities/Calls	8,440,000.00
Sale Proceeds	496,362.29
Coupon/Interest/Dividend Income	180,946.71
Principal Payments	12,019.62
Security Purchases	(9,184,450.34)
Net Cash Contribution	0.12
Reconciling Transactions	0.00

Earnings Reconciliation (Cash Basis) - Managed Account

Interest/Dividends/Coupons Received	181,404.00
Less Purchased Interest Related to Interest/Coupons	(4,362.41)
Plus Net Realized Gains/Losses	119,339.27
Total Cash Basis Earnings	\$296,380.86

Cash Balance

Closing Cash Balance	\$61,415.70
-----------------------------	--------------------

Earnings Reconciliation (Accrual Basis)

	Total
Ending Amortized Value of Securities	68,703,325.60
Ending Accrued Interest	429,212.02
Plus Proceeds from Sales	496,362.29
Plus Proceeds of Maturities/Calls/Principal Payments	8,452,019.62
Plus Coupons/Dividends Received	180,946.71
Less Cost of New Purchases	(9,184,450.34)
Less Beginning Amortized Value of Securities	(68,399,547.48)
Less Beginning Accrued Interest	(422,723.38)
Total Accrual Basis Earnings	\$255,145.04



Portfolio Summary and Statistics

For the Month Ending **December 31, 2024**

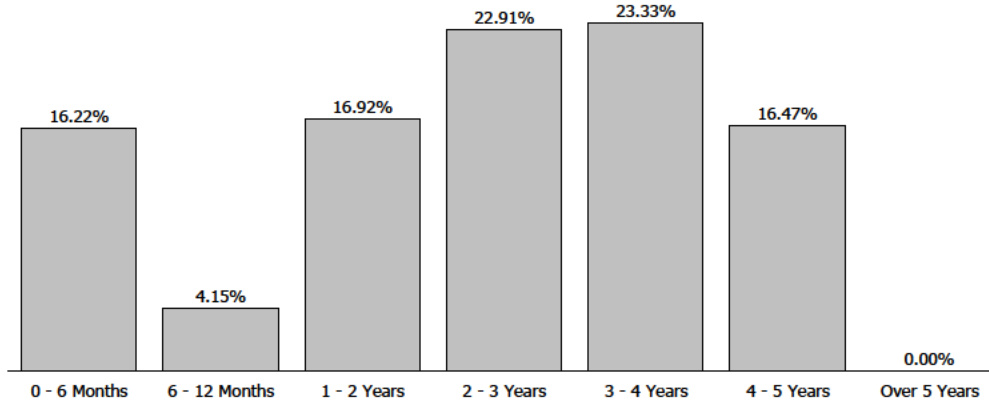
CITY OF PALM DESERT - [REDACTED]

Account Summary

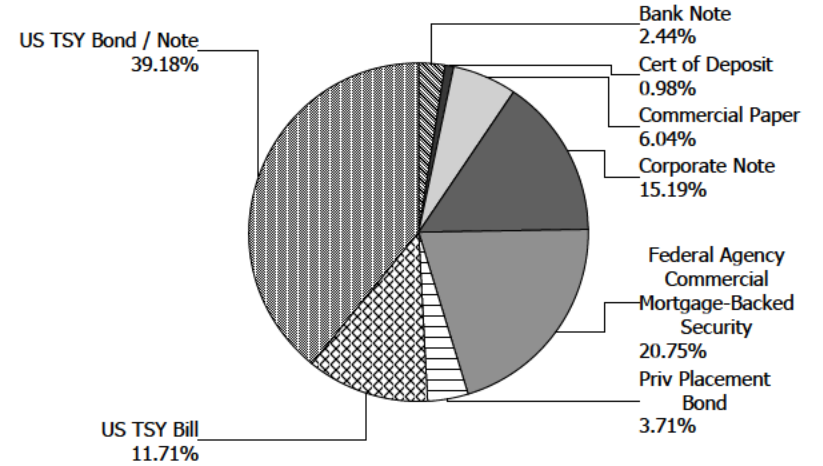
Description	Par Value	Market Value	Percent
U.S. Treasury Bond / Note	27,980,000.00	26,899,819.43	39.18
U.S. Treasury Bill	8,100,000.00	8,042,529.50	11.71
Federal Agency Commercial Mortgage-Backed Security	14,290,653.96	14,248,569.54	20.75
Corporate Note	13,015,000.00	12,975,919.88	18.90
Commercial Paper	4,215,000.00	4,150,827.74	6.04
Certificate of Deposit	675,000.00	675,684.45	0.98
Bank Note	1,675,000.00	1,672,618.30	2.44
Managed Account Sub-Total	69,950,653.96	68,665,968.84	100.00%
Accrued Interest		429,212.02	
Total Portfolio	69,950,653.96	69,095,180.86	

Unsettled Trades **0.00** **0.00**

Maturity Distribution



Sector Allocation



Characteristics

Yield to Maturity at Cost	4.56%
Yield to Maturity at Market	4.56%
Weighted Average Days to Maturity	901



Managed Account Issuer Summary

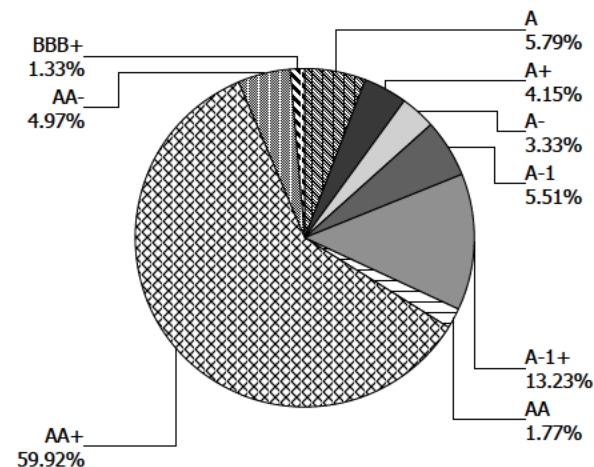
For the Month Ending December 31, 2024

CITY OF PALM DESERT -

Issuer Summary

Issuer	Market Value of Holdings	Percent
Accenture PLC	223,134.50	0.32
American Express Co	274,819.66	0.40
Analog Devices Inc	243,619.50	0.35
ANZ Group Holdings Ltd	393,006.90	0.57
Bank of America Corp	1,050,516.88	1.53
Bank of New York Mellon Corp	505,581.17	0.74
Barclays PLC	1,027,184.55	1.50
Bayerische Motoren Werke AG	500,765.20	0.73
BlackRock Inc	665,845.77	0.97
BP PLC	508,702.92	0.74
Bristol-Myers Squibb Co	505,609.19	0.74
Cisco Systems Inc	553,980.90	0.81
Citigroup Inc	1,005,995.71	1.47
Confederation Nationale du Credit Mutue	675,684.45	0.98
Cooperatieve Rabobank UA	504,718.00	0.74
Eli Lilly & Co	78,440.88	0.11
Federal Home Loan Mortgage Corp	13,569,510.88	19.75
Federal National Mortgage Association	679,058.66	0.99
Goldman Sachs Group Inc	473,196.26	0.69
Honda Motor Co Ltd	501,624.70	0.73
Honeywell International Inc	321,141.44	0.47
Hormel Foods Corp	502,157.00	0.73
JPMorgan Chase & Co	816,323.88	1.19
Mercedes-Benz Group AG	501,435.25	0.73
Mitsubishi UFJ Financial Group Inc	1,032,048.16	1.50
Morgan Stanley	1,007,647.00	1.47
National Australia Bank Ltd	505,623.00	0.74
National Rural Utilities Cooperative Fi	252,970.25	0.37
Nestle SA	324,696.12	0.47
NIKE Inc	241,012.75	0.35
PNC Financial Services Group Inc	335,173.65	0.49
Procter & Gamble Co	1,041,078.15	1.52

Credit Quality (S&P Ratings)





Managed Account Issuer Summary

For the Month Ending **December 31, 2024**

CITY OF PALM DESERT - [REDACTED]

Issuer	Market Value of Holdings	Percent
Roche Holding AG	500,655.50	0.73
State Street Corp	992,997.01	1.45
Toyota Motor Corp	364,313.53	0.53
United Services Automobile Association	718,044.30	1.05
United States Treasury	34,942,348.93	50.88
Wells Fargo & Co	325,306.24	0.47
Total	\$68,665,968.84	100.00%



Managed Account Detail of Securities Held

For the Month Ending **December 31, 2024**

CITY OF PALM DESERT - [REDACTED]

Security Type/Description	Dated Date/Coupon/Maturity	CUSIP	Par	S&P Rating	Moody's Rating	Trade Date	Settle Date	Original Cost	YTM at Cost	Accrued Interest	Amortized Cost	Market Value
U.S. Treasury Bond / Note												
US TREASURY N/B DTD 08/31/2020 0.250% 08/31/2025		91282CAJ0	1,150,000.00	AA+	Aaa	12/27/24	12/30/24	1,119,677.73	4.31	976.86	1,119,925.67	1,120,014.90
US TREASURY N/B DTD 01/31/2024 4.250% 01/31/2026		91282CJV4	1,000,000.00	AA+	Aaa	10/01/24	10/03/24	1,005,703.13	3.80	17,785.33	1,004,674.25	1,000,000.00
US TREASURY N/B DTD 04/01/2024 4.500% 03/31/2026		91282CKH3	1,000,000.00	AA+	Aaa	10/01/24	10/03/24	1,010,820.31	3.75	11,497.25	1,009,061.32	1,002,695.00
US TREASURY N/B DTD 06/15/2023 4.125% 06/15/2026		91282CHH7	1,000,000.00	AA+	Aaa	10/17/23	10/20/23	977,929.69	5.02	1,926.51	987,928.52	998,242.00
US TREASURY N/B DTD 07/17/2023 4.500% 07/15/2026		91282CHM6	1,000,000.00	AA+	Aaa	10/13/23	10/16/23	990,937.50	4.85	20,788.04	994,940.18	1,003,555.00
US TREASURY N/B DTD 08/15/2023 4.375% 08/15/2026		91282CHU8	1,000,000.00	AA+	Aaa	10/11/23	10/12/23	989,140.63	4.79	16,525.14	993,817.06	1,001,797.00
US TREASURY N/B DTD 09/03/2024 3.750% 08/31/2026		91282CLH2	510,000.00	AA+	Aaa	09/04/24	09/05/24	509,482.03	3.80	6,498.27	509,565.27	505,935.81
US TREASURY N/B DTD 09/03/2024 3.750% 08/31/2026		91282CLH2	890,000.00	AA+	Aaa	10/28/24	10/29/24	883,846.48	4.14	11,340.12	884,419.12	882,907.59
US TREASURY N/B DTD 09/15/2023 4.625% 09/15/2026		91282CHY0	1,250,000.00	AA+	Aaa	12/07/23	12/08/23	1,259,228.52	4.34	17,247.93	1,255,799.58	1,257,372.50
US TREASURY N/B DTD 11/15/2023 4.625% 11/15/2026		91282CJK8	1,250,000.00	AA+	Aaa	12/07/23	12/08/23	1,260,302.73	4.32	7,506.04	1,256,709.07	1,258,056.25
US TREASURY N/B DTD 12/15/2023 4.375% 12/15/2026		91282CJP7	510,000.00	AA+	Aaa	11/08/24	11/12/24	511,773.05	4.20	1,042.07	511,662.42	511,115.88
US TREASURY N/B DTD 01/31/2020 1.500% 01/31/2027		912828Z78	430,000.00	AA+	Aaa	01/30/24	01/31/24	398,841.80	4.09	2,699.18	408,393.95	406,618.75
US TREASURY N/B DTD 02/15/2017 2.250% 02/15/2027		912828V98	260,000.00	AA+	Aaa	10/09/24	10/10/24	250,067.19	3.97	2,209.65	250,982.03	249,488.20
US TREASURY N/B DTD 03/15/2024 4.250% 03/15/2027		91282CKE0	115,000.00	AA+	Aaa	09/26/24	09/27/24	116,931.64	3.53	1,458.15	116,731.35	114,959.52



Managed Account Detail of Securities Held

For the Month Ending **December 31, 2024**

CITY OF PALM DESERT - [REDACTED]

Security Type/Description Dated Date/Coupon/Maturity	CUSIP	Par	S&P Rating	Moody's Rating	Trade Date	Settle Date	Original Cost	YTM at Cost	Accrued Interest	Amortized Cost	Market Value
U.S. Treasury Bond / Note											
US TREASURY N/B DTD 05/31/2022 2.625% 05/31/2027	91282CET4	530,000.00	AA+	Aaa	11/08/24	11/12/24	510,000.78	4.20	1,223.08	511,026.76	510,166.34
US TREASURY N/B DTD 08/01/2022 2.750% 07/31/2027	91282CFB2	735,000.00	AA+	Aaa	10/11/23	10/12/23	685,818.16	4.69	8,458.49	701,656.98	707,782.21
US TREASURY N/B DTD 08/31/2020 0.500% 08/31/2027	91282CAH4	1,100,000.00	AA+	Aaa	01/30/24	01/31/24	971,480.47	4.04	1,868.78	1,004,494.66	996,487.80
US TREASURY N/B DTD 08/31/2022 3.125% 08/31/2027	91282CFH9	1,400,000.00	AA+	Aaa	07/01/24	07/02/24	1,340,609.38	4.58	14,865.33	1,349,494.85	1,359,531.60
US TREASURY N/B DTD 09/30/2020 0.375% 09/30/2027	91282CAL5	1,000,000.00	AA+	Aaa	11/22/23	11/24/23	855,703.13	4.50	958.10	897,165.39	899,766.00
US TREASURY N/B DTD 10/31/2022 4.125% 10/31/2027	91282CFU0	1,000,000.00	AA+	Aaa	10/13/23	10/16/23	978,320.31	4.72	7,064.92	984,827.15	995,938.00
US TREASURY N/B DTD 11/15/2017 2.250% 11/15/2027	9128283F5	250,000.00	AA+	Aaa	12/03/24	12/05/24	237,099.61	4.13	730.32	237,409.80	236,338.00
US TREASURY N/B DTD 11/30/2020 0.625% 11/30/2027	91282CAY7	225,000.00	AA+	Aaa	11/22/23	11/24/23	193,420.90	4.48	123.63	202,117.53	202,623.08
US TREASURY N/B DTD 11/30/2020 0.625% 11/30/2027	91282CAY7	2,000,000.00	AA+	Aaa	08/01/24	08/02/24	1,790,859.38	4.01	1,098.90	1,815,491.03	1,801,094.00
US TREASURY N/B DTD 12/31/2020 0.625% 12/31/2027	91282CBB6	1,400,000.00	AA+	Aaa	01/25/24	01/26/24	1,226,421.88	4.07	24.17	1,267,669.36	1,257,047.40
US TREASURY N/B DTD 02/01/2021 0.750% 01/31/2028	91282CBJ9	400,000.00	AA+	Aaa	01/30/24	01/31/24	352,171.88	4.02	1,255.43	363,171.36	359,359.20
US TREASURY N/B DTD 02/15/2018 2.750% 02/15/2028	9128283W8	2,500,000.00	AA+	Aaa	08/29/24	09/03/24	2,419,726.56	3.75	25,968.07	2,426,901.08	2,386,817.50
US TREASURY N/B DTD 03/01/2021 1.125% 02/29/2028	91282CBP5	125,000.00	AA+	Aaa	01/30/24	01/31/24	111,533.20	4.01	477.81	114,570.01	113,369.13
US TREASURY N/B DTD 08/31/2023 4.375% 08/31/2028	91282CHX2	1,100,000.00	AA+	Aaa	11/01/24	11/05/24	1,107,003.91	4.19	16,351.86	1,106,737.33	1,100,730.40



Managed Account Detail of Securities Held

For the Month Ending **December 31, 2024**

CITY OF PALM DESERT - [REDACTED]

Security Type/Description Dated Date/Coupon/Maturity	CUSIP	Par	S&P Rating	Moody's Rating	Trade Date	Settle Date	Original Cost	YTM at Cost	Accrued Interest	Amortized Cost	Market Value
U.S. Treasury Bond / Note											
US TREASURY N/B DTD 09/30/2021 1.250% 09/30/2028	91282CCY5	170,000.00	AA+	Aaa	12/07/23	12/08/23	148,557.42	4.17	542.93	153,314.31	151,910.98
US TREASURY N/B DTD 09/30/2021 1.250% 09/30/2028	91282CCY5	1,200,000.00	AA+	Aaa	12/02/24	12/05/24	1,077,234.38	4.18	3,832.42	1,079,445.46	1,072,312.80
US TREASURY N/B DTD 02/29/2024 4.250% 02/28/2029	91282CKD2	500,000.00	AA+	Aaa	11/08/24	11/12/24	501,738.28	4.16	7,220.30	501,687.31	497,597.50
US TREASURY N/B DTD 05/02/2022 2.875% 04/30/2029	91282CEM9	180,000.00	AA+	Aaa	09/23/24	09/24/24	174,761.72	3.57	886.33	175,049.11	169,403.94
US TREASURY N/B DTD 05/02/2022 2.875% 04/30/2029	91282CEM9	550,000.00	AA+	Aaa	10/10/24	10/11/24	526,259.77	3.92	2,708.22	527,344.58	517,623.15
US TREASURY N/B DTD 05/31/2024 4.500% 05/31/2029	91282CKT7	250,000.00	AA+	Aaa	12/11/24	12/12/24	254,023.44	4.10	989.01	253,977.98	251,162.00
Security Type Sub-Total		27,980,000.00					26,747,426.99	4.23	216,148.64	26,978,161.83	26,899,819.43
U.S. Treasury Bill											
TREASURY BILL DTD 07/05/2024 0.000% 01/02/2025	912797LR6	2,000,000.00	A-1+	P-1	10/29/24	10/30/24	1,983,911.11	4.53	0.00	1,999,748.61	2,000,000.00
TREASURY BILL DTD 08/08/2024 0.000% 02/06/2025	912797MJ3	2,100,000.00	A-1+	P-1	12/13/24	12/16/24	2,087,137.91	4.24	0.00	2,091,095.58	2,091,379.50
TREASURY BILL DTD 10/03/2024 0.000% 04/03/2025	912797MV6	2,000,000.00	A-1+	P-1	12/27/24	12/30/24	1,978,118.89	4.19	0.00	1,978,584.96	1,978,640.00
TREASURY BILL DTD 10/31/2024 0.000% 05/01/2025	912797ND5	2,000,000.00	A-1+	P-1	12/27/24	12/30/24	1,971,795.97	4.16	0.00	1,972,258.67	1,972,510.00
Security Type Sub-Total		8,100,000.00					8,020,963.88	4.28	0.00	8,041,687.82	8,042,529.50
Federal Agency Commercial Mortgage-Backed Security											
FHMS K070 A2 DTD 12/01/2017 3.303% 11/01/2027	3137FCJK1	350,000.00	AA+	Aaa	07/01/24	07/05/24	332,541.02	4.90	963.38	334,872.70	337,872.50



Managed Account Detail of Securities Held

For the Month Ending **December 31, 2024**

CITY OF PALM DESERT - [REDACTED]												
Security Type/Description	Dated Date/Coupon/Maturity	CUSIP	Par	S&P Rating	Moody's Rating	Trade Date	Settle Date	Original Cost	YTM at Cost	Accrued Interest	Amortized Cost	Market Value
Federal Agency Commercial Mortgage-Backed Security												
FHMS K505 A2 DTD 07/01/2023 4.819% 06/01/2028		3137HACX2	660,000.00	AA+	Aaa	03/15/24	03/20/24	659,561.72	4.84	2,650.45	659,641.95	661,502.82
FHMS KJ46 A1 DTD 07/01/2023 4.777% 06/01/2028		3137HAD45	663,092.78	AA+	Aaa	04/02/24	04/05/24	657,653.34	4.99	2,639.66	658,605.24	661,177.76
FHMS K083 A1 DTD 11/01/2018 3.944% 07/01/2028		3137FJJV2	420,145.28	AA+	Aaa	04/26/24	04/30/24	407,836.34	4.72	1,380.88	409,424.53	414,739.69
FNA 2023-M6 A2 DTD 07/01/2023 4.181% 07/01/2028		3136BODE6	692,766.43	AA+	Aaa	10/18/24	10/23/24	688,599.01	4.35	2,413.81	688,794.02	679,058.66
FHMS K508 A2 DTD 10/01/2023 4.740% 08/01/2028		3137HAQ74	630,000.00	AA+	Aaa	06/11/24	06/14/24	623,823.05	5.00	2,488.50	624,554.23	629,816.67
FHMS KJ47 A1 DTD 09/01/2023 5.272% 08/01/2028		3137HAMN3	700,752.94	AA+	Aaa	04/02/24	04/05/24	705,570.61	5.10	3,078.64	704,836.97	707,112.97
FHMS K507 A2 DTD 09/01/2023 4.800% 09/01/2028		3137HAMS2	650,000.00	AA+	Aaa	05/16/24	05/21/24	647,968.75	4.88	2,600.00	648,230.19	651,263.60
FHMS K509 A2 DTD 10/01/2023 4.850% 09/01/2028		3137HAST4	650,000.00	AA+	Aaa	05/16/24	05/21/24	649,339.84	4.88	2,627.08	649,426.33	652,535.00
FHMS K511 A2 DTD 12/01/2023 4.860% 10/01/2028		3137HB3G7	650,000.00	AA+	Aaa	03/25/24	03/28/24	653,859.38	4.71	2,632.50	653,333.54	652,097.55
FHMS K084 A2 DTD 11/01/2018 3.780% 10/01/2028		3137FJZ93	700,000.00	AA+	Aaa	05/16/24	05/21/24	670,031.25	4.85	2,205.00	673,780.34	677,257.70
FHMS K514 A2 DTD 02/01/2024 4.572% 12/01/2028		3137HBLV4	550,000.00	AA+	Aaa	03/15/24	03/20/24	545,166.02	4.78	2,095.50	545,882.19	546,140.65
FHMS K513 A2 DTD 01/01/2024 4.724% 12/01/2028		3137HBFY5	660,000.00	AA+	Aaa	03/15/24	03/20/24	658,427.34	4.78	2,598.20	658,661.56	659,215.26
FHMS K515 A2 DTD 02/01/2024 5.400% 01/01/2029		3137HBPD0	650,000.00	AA+	Aaa	05/29/24	06/03/24	657,083.98	5.14	2,925.00	656,296.89	663,687.05
FHMS K520 A2 DTD 04/01/2024 5.180% 03/01/2029		3137HCKV3	370,000.00	AA+	Aaa	04/23/24	04/30/24	371,501.83	5.09	1,597.17	371,339.52	375,525.95



Managed Account Detail of Securities Held

For the Month Ending **December 31, 2024**

CITY OF PALM DESERT - [REDACTED]

Security Type/Description Dated Date/Coupon/Maturity	CUSIP	Par	S&P Rating	Moody's Rating	Trade Date	Settle Date	Original Cost	YTM at Cost	Accrued Interest	Amortized Cost	Market Value
Federal Agency Commercial Mortgage-Backed Security											
FHMS K521 AS FLOATING DTD 05/16/2024 5.080% 03/25/2029	3137HCTM4	649,621.68	AA+	Aaa	05/08/24	05/16/24	649,621.68	5.85	641.70	649,621.68	648,640.10
FHMS K519 AS FLOATING DTD 04/18/2024 5.085% 03/25/2029	3137HCKO4	659,392.88	AA+	Aaa	04/09/24	04/18/24	659,392.88	5.81	651.92	659,392.88	658,353.67
FHMS K524 A2 DTD 07/01/2024 4.720% 05/01/2029	3137HDV56	535,000.00	AA+	Aaa	07/16/24	07/25/24	538,285.43	4.58	2,104.33	538,069.08	533,902.72
FHMS K522 A2 DTD 06/01/2024 4.803% 05/01/2029	3137HDJJ0	665,000.00	AA+	Aaa	06/05/24	06/13/24	664,998.01	4.80	2,661.66	665,000.00	665,347.80
FHMS K523 AS FLOATING DTD 06/27/2024 5.078% 05/25/2029	3137HDJW1	649,881.97	AA+	Aaa	06/18/24	06/27/24	649,881.97	5.87	659.09	649,881.97	651,634.05
FHMS K526 A2 DTD 08/01/2024 4.543% 07/01/2029	3137HDXL9	595,000.00	AA+	Aaa	08/07/24	08/15/24	600,565.63	4.33	2,252.57	600,183.12	589,148.77
FHMS K528 A2 DTD 09/01/2024 4.508% 07/01/2029	3137HFNZ4	680,000.00	AA+	Aaa	10/22/24	10/25/24	681,009.38	4.47	2,554.53	680,990.26	672,602.28
FHMS K529 A2 DTD 10/01/2024 4.791% 09/01/2029	3137HH6C0	405,000.00	AA+	Aaa	10/08/24	10/16/24	413,094.74	4.34	1,616.96	412,788.91	404,940.87
FHMS K531 AS FLOATING DTD 12/12/2024 5.180% 09/25/2029	3137HHUP4	455,000.00	AA+	Aaa	12/03/24	12/12/24	455,000.00	5.18	1,309.39	455,000.00	454,995.45

Security Type Sub-Total		14,290,653.96					14,240,813.20	4.94	49,347.92	14,248,608.10	14,248,569.54
--------------------------------	--	----------------------	--	--	--	--	----------------------	-------------	------------------	----------------------	----------------------

Corporate Note											
CITIGROUP INC (CALLABLE) DTD 10/21/2016 3.200% 10/21/2026	172967KY6	250,000.00	BBB+	A3	07/09/24	07/10/24	239,457.50	5.18	1,555.56	241,554.48	243,166.00
AMERICAN EXPRESS CO (CALLABLE) DTD 11/04/2021 1.650% 11/04/2026	025816CM9	290,000.00	A-	A2	06/18/24	06/20/24	266,936.30	5.26	757.63	271,855.37	274,819.66
STATE STREET CORP (CALLABLE) DTD 11/04/2022 5.751% 11/04/2026	857477BX0	500,000.00	A	Aa3	03/12/24	03/14/24	503,620.00	5.45	4,552.88	501,859.08	504,004.00
GOLDMAN SACHS GROUP INC (CALLABLE) DTD 11/16/2016 3.500% 11/16/2026	38145GAH3	350,000.00	BBB+	A2	05/10/24	05/14/24	334,411.00	5.43	1,531.25	338,146.94	342,181.35



Managed Account Detail of Securities Held

For the Month Ending **December 31, 2024**

CITY OF PALM DESERT - [REDACTED]											
Security Type/Description			S&P	Moody's	Trade	Settle	Original	YTM	Accrued	Amortized	Market
Dated Date/Coupon/Maturity	CUSIP	Par	Rating	Rating	Date	Date	Cost	at Cost	Interest	Cost	Value
Corporate Note											
JP MORGAN CHASE BANK NA (CALLABLE) DTD 12/08/2023 5.110% 12/08/2026	48125LRU8	500,000.00	AA-	Aa2	03/12/24	03/14/24	502,780.00	4.89	1,632.36	501,981.51	505,286.00
CISCO SYSTEMS INC (CALLABLE) DTD 02/26/2024 4.800% 02/26/2027	17275RBO4	550,000.00	AA-	A1	08/05/24	08/06/24	556,710.00	4.29	9,166.67	555,663.40	553,980.90
COOPERAT RABOBANK UA/NY DTD 03/05/2024 5.041% 03/05/2027	21688ABD3	500,000.00	A+	Aa2	03/11/24	03/13/24	502,270.00	4.87	8,121.61	501,691.32	504,718.00
STATE STREET CORP (CALLABLE) DTD 03/18/2024 4.993% 03/18/2027	857477CL5	200,000.00	A	Aa3	03/13/24	03/18/24	200,000.00	4.99	2,857.11	200,000.00	201,646.60
STATE STREET CORP (CALLABLE) DTD 03/18/2024 4.993% 03/18/2027	857477CL5	285,000.00	A	Aa3	03/15/24	03/19/24	284,444.25	5.06	4,071.38	284,582.07	287,346.41
NIKE INC (CALLABLE) DTD 03/27/2020 2.750% 03/27/2027	654106AJ2	250,000.00	AA-	A1	03/13/24	03/15/24	236,067.50	4.74	1,795.14	239,716.49	241,012.75
HORMEL FOODS CORP (CALLABLE) DTD 03/08/2024 4.800% 03/30/2027	440452AK6	500,000.00	A-	A1	03/11/24	03/13/24	500,895.00	4.72	6,066.67	500,665.93	502,157.00
GOLDMAN SACHS BANK USA (CALLABLE) DTD 05/21/2024 5.414% 05/21/2027	38151LAG5	130,000.00	A+	A1	05/15/24	05/21/24	130,000.00	5.41	782.02	130,000.00	131,014.91
USAA CAPITAL CORP DTD 06/03/2024 5.250% 06/01/2027	90327OD97	710,000.00	AA	Aa1	05/29/24	06/03/24	707,948.10	5.36	3,106.25	708,320.41	718,044.30
NATIONAL AUSTRALIA BK/NY DTD 06/11/2024 5.087% 06/11/2027	63253QAJ3	150,000.00	AA-	Aa2	06/04/24	06/11/24	150,186.00	5.04	423.92	150,153.73	151,686.90
NATIONAL AUSTRALIA BK/NY DTD 06/11/2024 5.087% 06/11/2027	63253QAJ3	350,000.00	AA-	Aa2	06/17/24	06/18/24	350,878.50	4.99	989.14	350,729.83	353,936.10
ANALOG DEVICES INC (CALLABLE) DTD 09/18/2023 3.450% 06/15/2027	032654BA2	250,000.00	A-	NR	03/13/24	03/15/24	240,110.00	4.78	383.33	242,387.60	243,619.50
AMERICAN HONDA FINANCE DTD 07/10/2024 4.900% 07/09/2027	02665WFK2	185,000.00	A-	A3	07/08/24	07/10/24	184,761.35	4.95	4,305.88	184,797.07	185,638.25
AUST & NZ BANKING GRP NY DTD 07/16/2024 4.900% 07/16/2027	05253JB34	390,000.00	AA-	Aa2	07/08/24	07/16/24	390,000.00	4.90	8,758.75	390,000.00	393,006.90



Managed Account Detail of Securities Held

For the Month Ending **December 31, 2024**

CITY OF PALM DESERT - [REDACTED]											
Security Type/Description			S&P	Moody's	Trade	Settle	Original	YTM	Accrued	Amortized	Market
Dated Date/Coupon/Maturity	CUSIP	Par	Rating	Rating	Date	Date	Cost	at Cost	Interest	Cost	Value
Corporate Note											
BLACKROCK FUNDING INC (CALLABLE) DTD 07/26/2024 4.600% 07/26/2027	09290DAH4	165,000.00	AA-	Aa3	07/17/24	07/26/24	164,995.05	4.60	3,267.92	164,996.04	165,402.27
HONEYWELL INTERNATIONAL (CALLABLE) DTD 08/01/2024 4.650% 07/30/2027	438516CX2	320,000.00	A	A2	07/29/24	08/01/24	319,990.40	4.65	6,200.00	319,992.30	321,141.44
TOYOTA MOTOR CREDIT CORP DTD 10/10/2024 4.350% 10/08/2027	89236TMS1	110,000.00	A+	A1	10/07/24	10/10/24	109,957.10	4.36	1,076.63	109,960.25	109,217.57
BP CAP MARKETS AMERICA (CALLABLE) DTD 05/17/2024 5.017% 11/17/2027	10373OBY5	335,000.00	A-	A1	05/16/24	05/20/24	335,010.05	5.02	2,054.18	335,008.63	338,634.75
MERCEDES-BENZ FIN NA DTD 11/28/2022 5.250% 11/29/2027	58769JAC1	250,000.00	A	A2	03/13/24	03/15/24	252,432.50	4.96	1,166.67	251,947.78	252,068.25
BRISTOL-MYERS SQUIBB CO (CALLABLE) DTD 07/15/2020 3.900% 02/20/2028	110122DE5	260,000.00	A	A2	09/25/24	09/26/24	259,542.40	3.95	3,689.83	259,576.15	254,505.94
BMW US CAPITAL LLC (CALLABLE) DTD 04/12/2018 3.750% 04/12/2028	05565EAY1	520,000.00	A	A2	09/26/24	09/27/24	511,056.00	4.28	4,279.17	511,674.27	500,765.20
WELLS FARGO & COMPANY (CALLABLE) DTD 04/22/2024 5.707% 04/22/2028	95000U3L5	320,000.00	BBB+	A1	04/15/24	04/22/24	320,000.00	5.71	3,500.29	320,000.00	325,306.24
BANK OF NY MELLON CORP (CALLABLE) DTD 06/13/2022 3.992% 06/13/2028	06406RBG1	515,000.00	A	Aa3	07/09/24	07/10/24	499,998.05	4.81	1,027.94	501,668.16	505,581.17
JPMORGAN CHASE & CO (CALLABLE) DTD 07/22/2024 4.979% 07/22/2028	46647PEL6	310,000.00	A	A1	07/15/24	07/22/24	310,000.00	4.98	6,817.08	310,000.00	311,037.88
BRISTOL-MYERS SQUIBB CO (CALLABLE) DTD 02/22/2024 4.900% 02/22/2029	110122EF1	250,000.00	A	A2	03/11/24	03/13/24	252,085.00	4.71	4,389.58	251,773.66	251,103.25
ROCHE HOLDINGS INC (CALLABLE) DTD 03/08/2024 4.790% 03/08/2029	771196CJ9	500,000.00	AA	Aa2	03/11/24	03/13/24	502,485.00	4.68	7,517.64	502,116.55	500,655.50
NESTLE CAPITAL CORP (CALLABLE) DTD 03/12/2024 4.650% 03/12/2029	64105MAA9	325,000.00	AA-	Aa3	03/11/24	03/13/24	325,559.00	4.61	4,575.73	325,478.56	324,696.12
BLACKROCK FUNDING INC (CALLABLE) DTD 03/14/2024 4.700% 03/14/2029	09290DAA9	500,000.00	AA-	Aa3	03/11/24	03/14/24	502,675.00	4.58	6,984.72	502,288.63	500,443.50



Managed Account Detail of Securities Held

For the Month Ending **December 31, 2024**

CITY OF PALM DESERT - [REDACTED]											
Security Type/Description			S&P	Moody's	Trade	Settle	Original	YTM	Accrued	Amortized	Market
Dated Date/Coupon/Maturity	CUSIP	Par	Rating	Rating	Date	Date	Cost	at Cost	Interest	Cost	Value
Corporate Note											
TOYOTA MOTOR CREDIT CORP DTD 05/16/2024 5.050% 05/16/2029	89236TMF9	165,000.00	A+	A1	05/13/24	05/16/24	164,646.90	5.10	1,041.56	164,686.59	166,161.11
NATIONAL RURAL UTIL COOP (CALLABLE) DTD 05/10/2024 5.150% 06/15/2029	63743HFS6	250,000.00	A-	A2	07/09/24	07/10/24	252,232.50	4.94	572.22	252,037.21	252,970.25
CITIBANK NA (CALLABLE) DTD 08/06/2024 4.838% 08/06/2029	17325FBK3	435,000.00	A+	Aa3	07/30/24	08/06/24	435,000.00	4.84	8,476.58	435,000.00	433,032.06
TOYOTA MOTOR CREDIT CORP DTD 08/09/2024 4.550% 08/09/2029	89236TMK8	90,000.00	A+	A1	08/06/24	08/09/24	89,817.30	4.60	1,615.25	89,830.31	88,934.85
ELI LILLY & CO (CALLABLE) DTD 08/14/2024 4.200% 08/14/2029	532457CO9	80,000.00	A+	A1	08/12/24	08/14/24	79,824.80	4.25	1,278.67	79,837.17	78,440.88
AMERICAN HONDA FINANCE DTD 09/05/2024 4.400% 09/05/2029	02665WFO9	325,000.00	A-	A3	09/03/24	09/05/24	324,610.00	4.43	4,607.78	324,632.97	315,986.45
ACCENTURE CAPITAL INC (CALLABLE) DTD 10/04/2024 4.050% 10/04/2029	00440KAB9	230,000.00	AA-	Aa3	10/01/24	10/04/24	229,597.50	4.09	2,251.13	229,615.77	223,134.50
MERCEDES-BENZ FIN NA DTD 11/15/2024 5.100% 11/15/2029	58769JBA4	250,000.00	A	A2	11/12/24	11/15/24	249,815.00	5.12	1,629.17	249,819.86	249,367.00
BP CAP MARKETS AMERICA (CALLABLE) DTD 11/25/2024 4.868% 11/25/2029	10373OCB4	170,000.00	A-	A1	11/20/24	11/25/24	170,000.00	4.87	827.56	170,000.00	170,068.17
Security Type Sub-Total		13,015,000.00					12,942,805.05	4.86	139,704.85	12,956,046.09	12,975,919.88
Commercial Paper											
MUFG BANK LTD/NY DTD 06/06/2024 0.000% 03/03/2025	62479LO32	1,040,000.00	A-1	P-1	06/06/24	06/07/24	999,512.51	5.21	0.00	1,030,818.82	1,032,048.16
PROCTER & GAMBLE CO DTD 07/16/2024 0.000% 03/11/2025	74271TOB2	1,050,000.00	A-1+	P-1	07/16/24	07/16/24	1,014,944.58	5.05	0.00	1,039,836.87	1,041,078.15
BARCLAYS CAPITAL INC DTD 10/21/2024 0.000% 06/23/2025	06743UTP7	1,050,000.00	A-1	NR	10/21/24	10/22/24	1,017,690.33	4.54	0.00	1,027,091.91	1,027,184.55
BOFA SECURITIES INC DTD 10/07/2024 0.000% 07/03/2025	06054NU33	1,075,000.00	A-1	NR	10/09/24	10/10/24	1,039,812.27	4.43	0.00	1,050,791.90	1,050,516.88



Managed Account Detail of Securities Held

For the Month Ending December 31, 2024

CITY OF PALM DESERT - [REDACTED]

Security Type/Description Dated Date/Coupon/Maturity	CUSIP	Par	S&P Rating	Moody's Rating	Trade Date	Settle Date	Original Cost	YTM at Cost	Accrued Interest	Amortized Cost	Market Value
Commercial Paper											
Security Type Sub-Total		4,215,000.00					4,071,959.69	4.81	0.00	4,148,539.50	4,150,827.74
Certificate of Deposit											
CREDIT INDUST ET COMM NY DTD 11/22/2024 4.650% 11/21/2025	22536WJM9	675,000.00	A-1	P-1	11/22/24	11/26/24	674,984.50	4.65	3,487.50	674,986.08	675,684.45
Security Type Sub-Total		675,000.00					674,984.50	4.65	3,487.50	674,986.08	675,684.45
Bank Note											
CITIBANK NA (CALLABLE) DTD 12/04/2023 5.488% 12/04/2026	17325FBC1	325,000.00	A+	Aa3	03/12/24	03/14/24	329,143.75	4.98	1,337.70	327,948.75	329,797.65
MORGAN STANLEY BANK NA (CALLABLE) DTD 01/18/2024 4.952% 01/14/2028	61690U8A1	500,000.00	A+	Aa3	04/30/24	05/03/24	492,790.00	5.39	11,485.89	493,976.41	500,676.00
PNC BANK NA (CALLABLE) DTD 01/22/2018 3.250% 01/22/2028	69353RFJ2	350,000.00	A	A2	07/18/24	07/19/24	330,564.50	5.00	5,023.96	332,876.48	335,173.65
MORGAN STANLEY BANK NA (CALLABLE) DTD 05/30/2024 5.504% 05/26/2028	61690U8B9	500,000.00	A+	Aa3	05/29/24	05/30/24	500,605.00	5.47	2,675.56	500,494.54	506,971.00
Security Type Sub-Total		1,675,000.00					1,653,103.25	5.25	20,523.11	1,655,296.18	1,672,618.30
Managed Account Sub-Total		69,950,653.96					68,352,056.56	4.56	429,212.02	68,703,325.60	68,665,968.84
Securities Sub-Total		\$69,950,653.96					\$68,352,056.56	4.56%	\$429,212.02	\$68,703,325.60	\$68,665,968.84
Accrued Interest											\$429,212.02
Total Investments											\$69,095,180.86



Managed Account Fair Market Value & Analytics

For the Month Ending **December 31, 2024**

CITY OF PALM DESERT - [REDACTED]

Security Type/Description Dated Date/Coupon/Maturity	CUSIP	Par	Broker	Next Call Date	Market Price	Market Value	Unreal G/L On Cost	Unreal G/L Amort Cost	Effective Duration	YTM at Mkt
U.S. Treasury Bond / Note										
US TREASURY N/B DTD 08/31/2020 0.250% 08/31/2025	91282CAJ0	1,150,000.00	BMO		97.39	1,120,014.90	337.17	89.23	0.65	4.46
US TREASURY N/B DTD 01/31/2024 4.250% 01/31/2026	91282CJV4	1,000,000.00	BMO		100.00	1,000,000.00	(5,703.13)	(4,674.25)	1.03	4.24
US TREASURY N/B DTD 04/01/2024 4.500% 03/31/2026	91282CKH3	1,000,000.00	BOFAML		100.27	1,002,695.00	(8,125.31)	(6,366.32)	1.19	4.27
US TREASURY N/B DTD 06/15/2023 4.125% 06/15/2026	91282CHH7	1,000,000.00	StifelNi		99.82	998,242.00	20,312.31	10,313.48	1.40	4.26
US TREASURY N/B DTD 07/17/2023 4.500% 07/15/2026	91282CHM6	1,000,000.00	JPMorgan		100.36	1,003,555.00	12,617.50	8,614.82	1.44	4.26
US TREASURY N/B DTD 08/15/2023 4.375% 08/15/2026	91282CHU8	1,000,000.00	JPMorgan		100.18	1,001,797.00	12,656.37	7,979.94	1.53	4.25
US TREASURY N/B DTD 09/03/2024 3.750% 08/31/2026	91282CLH2	510,000.00	BOFAML		99.20	505,935.81	(3,546.22)	(3,629.46)	1.58	4.26
US TREASURY N/B DTD 09/03/2024 3.750% 08/31/2026	91282CLH2	890,000.00	Nomura		99.20	882,907.59	(938.89)	(1,511.53)	1.58	4.26
US TREASURY N/B DTD 09/15/2023 4.625% 09/15/2026	91282CHY0	1,250,000.00	JPMorgan		100.59	1,257,372.50	(1,856.02)	1,572.92	1.61	4.26
US TREASURY N/B DTD 11/15/2023 4.625% 11/15/2026	91282CJK8	1,250,000.00	JPMorgan		100.64	1,258,056.25	(2,246.48)	1,347.18	1.77	4.27
US TREASURY N/B DTD 12/15/2023 4.375% 12/15/2026	91282CJP7	510,000.00	BMO		100.22	511,115.88	(657.17)	(546.54)	1.85	4.26
US TREASURY N/B DTD 01/31/2020 1.500% 01/31/2027	912828Z78	430,000.00	WellsFar		94.56	406,618.75	7,776.95	(1,775.20)	2.00	4.27
US TREASURY N/B DTD 02/15/2017 2.250% 02/15/2027	912828V98	260,000.00	Citigrou		95.96	249,488.20	(578.99)	(1,493.83)	2.03	4.27
US TREASURY N/B DTD 03/15/2024 4.250% 03/15/2027	91282CKE0	115,000.00	WellsFar		99.96	114,959.52	(1,972.12)	(1,771.83)	2.06	4.27
US TREASURY N/B DTD 05/31/2022 2.625% 05/31/2027	91282CET4	530,000.00	BMO		96.26	510,166.34	165.56	(860.42)	2.30	4.27
US TREASURY N/B DTD 08/01/2022 2.750% 07/31/2027	91282CFB2	735,000.00	JPMorgan		96.30	707,782.21	21,964.05	6,125.23	2.43	4.28
US TREASURY N/B DTD 08/31/2020 0.500% 08/31/2027	91282CAH4	1,100,000.00	WellsFar		90.59	996,487.80	25,007.33	(8,006.86)	2.59	4.36



Managed Account Fair Market Value & Analytics

For the Month Ending **December 31, 2024**

CITY OF PALM DESERT - [REDACTED]

Security Type/Description Dated Date/Coupon/Maturity	CUSIP	Par	Broker	Next Call Date	Market Price	Market Value	Unreal G/L On Cost	Unreal G/L Amort Cost	Effective Duration	YTM at Mkt
U.S. Treasury Bond / Note										
US TREASURY N/B DTD 08/31/2022 3.125% 08/31/2027	91282CFH9	1,400,000.00	Citigrou		97.11	1,359,531.60	18,922.22	10,036.75	2.50	4.29
US TREASURY N/B DTD 09/30/2020 0.375% 09/30/2027	91282CAL5	1,000,000.00	WellsFar		89.98	899,766.00	44,062.87	2,600.61	2.68	4.29
US TREASURY N/B DTD 10/31/2022 4.125% 10/31/2027	91282CFU0	1,000,000.00	JPMorgan		99.59	995,938.00	17,617.69	11,110.85	2.63	4.28
US TREASURY N/B DTD 11/15/2017 2.250% 11/15/2027	9128283F5	250,000.00	BMO		94.54	236,338.00	(761.61)	(1,071.80)	2.73	4.29
US TREASURY N/B DTD 11/30/2020 0.625% 11/30/2027	91282CAY7	225,000.00	WellsFar		90.05	202,623.08	9,202.18	505.55	2.83	4.37
US TREASURY N/B DTD 11/30/2020 0.625% 11/30/2027	91282CAY7	2,000,000.00	Nomura		90.05	1,801,094.00	10,234.62	(14,397.03)	2.83	4.37
US TREASURY N/B DTD 12/31/2020 0.625% 12/31/2027	91282CBB6	1,400,000.00	JPMorgan		89.79	1,257,047.40	30,625.52	(10,621.96)	2.91	4.37
US TREASURY N/B DTD 02/01/2021 0.750% 01/31/2028	91282CBJ9	400,000.00	JPMorgan		89.84	359,359.20	7,187.32	(3,812.16)	2.98	4.31
US TREASURY N/B DTD 02/15/2018 2.750% 02/15/2028	9128283W8	2,500,000.00	SGAS		95.47	2,386,817.50	(32,909.06)	(40,083.58)	2.92	4.31
US TREASURY N/B DTD 03/01/2021 1.125% 02/29/2028	91282CBP5	125,000.00	JPMorgan		90.70	113,369.13	1,835.93	(1,200.88)	3.04	4.39
US TREASURY N/B DTD 08/31/2023 4.375% 08/31/2028	91282CHX2	1,100,000.00	Barclays		100.07	1,100,730.40	(6,273.51)	(6,006.93)	3.31	4.34
US TREASURY N/B DTD 09/30/2021 1.250% 09/30/2028	91282CCY5	170,000.00	JPMorgan		89.36	151,910.98	3,353.56	(1,403.33)	3.58	4.43
US TREASURY N/B DTD 09/30/2021 1.250% 09/30/2028	91282CCY5	1,200,000.00	Nomura		89.36	1,072,312.80	(4,921.58)	(7,132.66)	3.58	4.43
US TREASURY N/B DTD 02/29/2024 4.250% 02/28/2029	91282CKD2	500,000.00	HSBC		99.52	497,597.50	(4,140.78)	(4,089.81)	3.73	4.36
US TREASURY N/B DTD 05/02/2022 2.875% 04/30/2029	91282CEM9	180,000.00	Citigrou		94.11	169,403.94	(5,357.78)	(5,645.17)	3.99	4.37
US TREASURY N/B DTD 05/02/2022 2.875% 04/30/2029	91282CEM9	550,000.00	WellsFar		94.11	517,623.15	(8,636.62)	(9,721.43)	3.99	4.37
US TREASURY N/B DTD 05/31/2024 4.500% 05/31/2029	91282CKT7	250,000.00	JPMorgan		100.46	251,162.00	(2,861.44)	(2,815.98)	3.96	4.45



Managed Account Fair Market Value & Analytics

For the Month Ending **December 31, 2024**

CITY OF PALM DESERT - [REDACTED]										
Security Type/Description				Next Call	Market	Market	Unreal G/L	Unreal G/L	Effective	YTM
Dated Date/Coupon/Maturity	CUSIP	Par	Broker	Date	Price	Value	On Cost	Amort Cost	Duration	at Mkt
Security Type Sub-Total		27,980,000.00				26,899,819.43	152,392.44	(78,342.40)	2.31	4.31
U.S. Treasury Bill										
TREASURY BILL	912797LR6	2,000,000.00	ASLC		100.00	2,000,000.00	16,088.89	251.39	0.01	5.23
DTD 07/05/2024 0.000% 01/02/2025										
TREASURY BILL	912797MJ3	2,100,000.00	BMO		99.59	2,091,379.50	4,241.59	283.92	0.10	4.90
DTD 08/08/2024 0.000% 02/06/2025										
TREASURY BILL	912797MV6	2,000,000.00	BMO		98.93	1,978,640.00	521.11	55.04	0.25	4.40
DTD 10/03/2024 0.000% 04/03/2025										
TREASURY BILL	912797ND5	2,000,000.00	BMO		98.63	1,972,510.00	714.03	251.33	0.33	4.44
DTD 10/31/2024 0.000% 05/01/2025										
Security Type Sub-Total		8,100,000.00				8,042,529.50	21,565.62	841.68	0.17	4.75
Federal Agency Commercial Mortgage-Backed Security										
FHMS K070 A2	3137FCJK1	350,000.00	PNCBank		96.54	337,872.50	5,331.48	2,999.80	2.61	4.58
DTD 12/01/2017 3.303% 11/01/2027										
FHMS K505 A2	3137HACX2	660,000.00	PNCBank		100.23	661,502.82	1,941.10	1,860.87	3.06	4.67
DTD 07/01/2023 4.819% 06/01/2028										
FHMS KJ46 A1	3137HAD45	663,092.78	BNPPSA		99.71	661,177.76	3,524.42	2,572.52	2.28	4.80
DTD 07/01/2023 4.777% 06/01/2028										
FHMS K083 A1	3137FJJV2	420,145.28	MorganSt		98.71	414,739.69	6,903.35	5,315.16	1.76	4.56
DTD 11/01/2018 3.944% 07/01/2028										
FNA 2023-M6 A2	3136BODE6	692,766.43	Citigrou		98.02	679,058.66	(9,540.35)	(9,735.36)	3.20	4.74
DTD 07/01/2023 4.181% 07/01/2028										
FHMS K508 A2	3137HAQ74	630,000.00	MorganSt		99.97	629,816.67	5,993.62	5,262.44	3.23	4.68
DTD 10/01/2023 4.740% 08/01/2028										
FHMS KJ47 A1	3137HAMN3	700,752.94	BREAN		100.91	707,112.97	1,542.36	2,276.00	2.53	4.82
DTD 09/01/2023 5.272% 08/01/2028										
FHMS K507 A2	3137HAMS2	650,000.00	BOFAML		100.19	651,263.60	3,294.85	3,033.41	3.26	4.67
DTD 09/01/2023 4.800% 09/01/2028										
FHMS K509 A2	3137HAST4	650,000.00	BOFAML		100.39	652,535.00	3,195.16	3,108.67	3.30	4.67
DTD 10/01/2023 4.850% 09/01/2028										
FHMS K511 A2	3137HB3G7	650,000.00	BREAN		100.32	652,097.55	(1,761.83)	(1,235.99)	3.37	4.70
DTD 12/01/2023 4.860% 10/01/2028										



Managed Account Fair Market Value & Analytics

For the Month Ending **December 31, 2024**

CITY OF PALM DESERT - [REDACTED]

Security Type/Description Dated Date/Coupon/Maturity	CUSIP	Par	Broker	Next Call Date	Market Price	Market Value	Unreal G/L On Cost	Unreal G/L Amort Cost	Effective Duration	YTM at Mkt
Federal Agency Commercial Mortgage-Backed Security										
FHMS K084 A2 DTD 11/01/2018 3.780% 10/01/2028	3137FJZ93	700,000.00	MIZU		96.75	677,257.70	7,226.45	3,477.36	3.44	4.68
FHMS K514 A2 DTD 02/01/2024 4.572% 12/01/2028	3137HBLV4	550,000.00	TD Secur		99.30	546,140.65	974.63	258.46	3.46	4.71
FHMS K513 A2 DTD 01/01/2024 4.724% 12/01/2028	3137HBFY5	660,000.00	TD Secur		99.88	659,215.26	787.92	553.70	3.50	4.70
FHMS K515 A2 DTD 02/01/2024 5.400% 01/01/2029	3137HBPD0	650,000.00	TD Secur		102.11	663,687.05	6,603.07	7,390.16	3.49	4.74
FHMS K520 A2 DTD 04/01/2024 5.180% 03/01/2029	3137HCKV3	370,000.00	BOFAML		101.49	375,525.95	4,024.12	4,186.43	3.69	4.72
FHMS K521 AS FLOATING DTD 05/16/2024 5.080% 03/25/2029	3137HCTM4	649,621.68	JPMorgan		99.85	648,640.10	(981.58)	(981.58)	0.08	4.96
FHMS K519 AS FLOATING DTD 04/18/2024 5.085% 03/25/2029	3137HCKQ4	659,392.88	WellsFar		99.84	658,353.67	(1,039.21)	(1,039.21)	0.08	4.92
FHMS K524 A2 DTD 07/01/2024 4.720% 05/01/2029	3137HDV56	535,000.00	PIER		99.79	533,902.72	(4,382.71)	(4,166.36)	3.87	4.72
FHMS K522 A2 DTD 06/01/2024 4.803% 05/01/2029	3137HDJJ0	665,000.00	MorganSt		100.05	665,347.80	349.79	347.80	3.77	4.73
FHMS K523 AS FLOATING DTD 06/27/2024 5.078% 05/25/2029	3137HDJW1	649,881.97	BOFAML		100.27	651,634.05	1,752.08	1,752.08	0.09	4.88
FHMS K526 A2 DTD 08/01/2024 4.543% 07/01/2029	3137HDXL9	595,000.00	BMO		99.02	589,148.77	(11,416.86)	(11,034.35)	4.02	4.74
FHMS K528 A2 DTD 09/01/2024 4.508% 07/01/2029	3137HFNZ4	680,000.00	MorganSt		98.91	672,602.28	(8,407.10)	(8,387.98)	4.03	4.73
FHMS K529 A2 DTD 10/01/2024 4.791% 09/01/2029	3137HH6C0	405,000.00	MorganSt		99.99	404,940.87	(8,153.87)	(7,848.04)	4.12	4.74
FHMS K531 AS FLOATING DTD 12/12/2024 5.180% 09/25/2029	3137HHUP4	455,000.00	MorganSt		100.00	454,995.45	(4.55)	(4.55)	0.08	4.93

Security Type Sub-Total		14,290,653.96				14,248,569.54	7,756.34	(38.56)	2.76	4.75
--------------------------------	--	----------------------	--	--	--	----------------------	-----------------	----------------	-------------	-------------

Corporate Note										
CITIGROUP INC (CALLABLE) DTD 10/21/2016 3.200% 10/21/2026	172967KY6	250,000.00	GoldmanS	07/21/26	97.27	243,166.00	3,708.50	1,611.52	1.69	4.77



Managed Account Fair Market Value & Analytics

For the Month Ending **December 31, 2024**

CITY OF PALM DESERT - [REDACTED]

Security Type/Description Dated Date/Coupon/Maturity	CUSIP	Par	Broker	Next Call Date	Market Price	Market Value	Unreal G/L On Cost	Unreal G/L Amort Cost	Effective Duration	YTM at Mkt
Corporate Note										
AMERICAN EXPRESS CO (CALLABLE) DTD 11/04/2021 1.650% 11/04/2026	025816CM9	290,000.00	WellsFar	10/04/26	94.77	274,819.66	7,883.36	2,964.29	1.78	4.68
STATE STREET CORP (CALLABLE) DTD 11/04/2022 5.751% 11/04/2026	857477BX0	500,000.00	GoldmanS	11/04/25	100.80	504,004.00	384.00	2,144.92	0.81	5.32
GOLDMAN SACHS GROUP INC (CALLABLE) DTD 11/16/2016 3.500% 11/16/2026	38145GAH3	350,000.00	BOFAML	11/16/25	97.77	342,181.35	7,770.35	4,034.41	1.65	4.76
JP MORGAN CHASE BANK NA (CALLABLE) DTD 12/08/2023 5.110% 12/08/2026	48125LRU8	500,000.00	JANE	11/08/26	101.06	505,286.00	2,506.00	3,304.49	1.78	4.55
CISCO SYSTEMS INC (CALLABLE) DTD 02/26/2024 4.800% 02/26/2027	17275RBO4	550,000.00	Citigrou	01/26/27	100.72	553,980.90	(2,729.10)	(1,682.50)	1.96	4.45
COOPERAT RABOBANK UA/NY DTD 03/05/2024 5.041% 03/05/2027	21688ABD3	500,000.00	MAXE		100.94	504,718.00	2,448.00	3,026.68	2.01	4.55
STATE STREET CORP (CALLABLE) DTD 03/18/2024 4.993% 03/18/2027	857477CL5	200,000.00	MorganSt	02/18/27	100.82	201,646.60	1,646.60	1,646.60	2.01	4.59
STATE STREET CORP (CALLABLE) DTD 03/18/2024 4.993% 03/18/2027	857477CL5	285,000.00	MorganSt	02/18/27	100.82	287,346.41	2,902.16	2,764.34	2.01	4.59
NIKE INC (CALLABLE) DTD 03/27/2020 2.750% 03/27/2027	654106AJ2	250,000.00	BOFAML	01/27/27	96.41	241,012.75	4,945.25	1,296.26	2.10	4.45
HORMEL FOODS CORP (CALLABLE) DTD 03/08/2024 4.800% 03/30/2027	440452AK6	500,000.00	JPMorgan	02/28/27	100.43	502,157.00	1,262.00	1,491.07	2.04	4.60
GOLDMAN SACHS BANK USA (CALLABLE) DTD 05/21/2024 5.414% 05/21/2027	38151LAG5	130,000.00	GoldmanS	05/21/26	100.78	131,014.91	1,014.91	1,014.91	1.33	4.99
USAA CAPITAL CORP DTD 06/03/2024 5.250% 06/01/2027	90327OD97	710,000.00	Deutsche		101.13	718,044.30	10,096.20	9,723.89	2.24	4.63
NATIONAL AUSTRALIA BK/NY DTD 06/11/2024 5.087% 06/11/2027	63253QAJ3	150,000.00	CABRERA		101.12	151,686.90	1,500.90	1,533.17	2.27	4.59
NATIONAL AUSTRALIA BK/NY DTD 06/11/2024 5.087% 06/11/2027	63253QAJ3	350,000.00	LoopCapM		101.12	353,936.10	3,057.60	3,206.27	2.27	4.59
ANALOG DEVICES INC (CALLABLE) DTD 09/18/2023 3.450% 06/15/2027	032654BA2	250,000.00	JANE	03/15/27	97.45	243,619.50	3,509.50	1,231.90	2.26	4.55
AMERICAN HONDA FINANCE DTD 07/10/2024 4.900% 07/09/2027	02665WFK2	185,000.00	Barclays		100.35	185,638.25	876.90	841.18	2.29	4.82
AUST & NZ BANKING GRP NY DTD 07/16/2024 4.900% 07/16/2027	05253JB34	390,000.00	WellsFar		100.77	393,006.90	3,006.90	3,006.90	2.31	4.57



Managed Account Fair Market Value & Analytics

For the Month Ending **December 31, 2024**

CITY OF PALM DESERT - [REDACTED]

Security Type/Description Dated Date/Coupon/Maturity	CUSIP	Par	Broker	Next Call Date	Market Price	Market Value	Unreal G/L On Cost	Unreal G/L Amort Cost	Effective Duration	YTM at Mkt
Corporate Note										
BLACKROCK FUNDING INC (CALLABLE) DTD 07/26/2024 4.600% 07/26/2027	09290DAH4	165,000.00	BOFAML	06/26/27	100.24	165,402.27	407.22	406.23	2.31	4.51
HONEYWELL INTERNATIONAL (CALLABLE) DTD 08/01/2024 4.650% 07/30/2027	438516CX2	320,000.00	Deutsche	06/30/27	100.36	321,141.44	1,151.04	1,149.14	2.32	4.51
TOYOTA MOTOR CREDIT CORP DTD 10/10/2024 4.350% 10/08/2027	89236TMS1	110,000.00	Citigrou		99.29	109,217.57	(739.53)	(742.68)	2.56	4.61
BP CAP MARKETS AMERICA (CALLABLE) DTD 05/17/2024 5.017% 11/17/2027	10373QBY5	335,000.00	BNP Sec	10/17/27	101.09	338,634.75	3,624.70	3,626.12	2.60	4.61
MERCEDES-BENZ FIN NA DTD 11/28/2022 5.250% 11/29/2027	58769JAC1	250,000.00	FTNF		100.83	252,068.25	(364.25)	120.47	2.66	4.95
BRISTOL-MYERS SQUIBB CO (CALLABLE) DTD 07/15/2020 3.900% 02/20/2028	110122DE5	260,000.00	FifthThi	11/20/27	97.89	254,505.94	(5,036.46)	(5,070.21)	2.81	4.61
BMW US CAPITAL LLC (CALLABLE) DTD 04/12/2018 3.750% 04/12/2028	05565EAY1	520,000.00	GoldmanS	01/12/28	96.30	500,765.20	(10,290.80)	(10,909.07)	2.97	4.97
WELLS FARGO & COMPANY (CALLABLE) DTD 04/22/2024 5.707% 04/22/2028	95000U3L5	320,000.00	WellsFar	04/22/27	101.66	325,306.24	5,306.24	5,306.24	2.13	5.15
BANK OF NY MELLON CORP (CALLABLE) DTD 06/13/2022 3.992% 06/13/2028	06406RBG1	515,000.00	Deutsche	06/13/27	98.17	505,581.17	5,583.12	3,913.01	2.30	5.03
JPMORGAN CHASE & CO (CALLABLE) DTD 07/22/2024 4.979% 07/22/2028	46647PEL6	310,000.00	JPMorgan	07/22/27	100.33	311,037.88	1,037.88	1,037.88	2.34	5.00
BRISTOL-MYERS SQUIBB CO (CALLABLE) DTD 02/22/2024 4.900% 02/22/2029	110122EF1	250,000.00	Jefferie	01/22/29	100.44	251,103.25	(981.75)	(670.41)	3.62	4.77
ROCHE HOLDINGS INC (CALLABLE) DTD 03/08/2024 4.790% 03/08/2029	771196CJ9	500,000.00	Citigrou	02/08/29	100.13	500,655.50	(1,829.50)	(1,461.05)	3.67	4.72
NESTLE CAPITAL CORP (CALLABLE) DTD 03/12/2024 4.650% 03/12/2029	64105MAA9	325,000.00	GoldmanS	02/12/29	99.91	324,696.12	(862.88)	(782.44)	3.70	4.67
BLACKROCK FUNDING INC (CALLABLE) DTD 03/14/2024 4.700% 03/14/2029	09290DAA9	500,000.00	Citigrou	02/14/29	100.09	500,443.50	(2,231.50)	(1,845.13)	3.70	4.64
TOYOTA MOTOR CREDIT CORP DTD 05/16/2024 5.050% 05/16/2029	89236TMF9	165,000.00	BOFAML		100.70	166,161.11	1,514.21	1,474.52	3.87	4.84
NATIONAL RURAL UTIL COOP (CALLABLE) DTD 05/10/2024 5.150% 06/15/2029	63743HFS6	250,000.00	JPMorgan	05/15/29	101.19	252,970.25	737.75	933.04	3.91	4.83
CITIBANK NA (CALLABLE) DTD 08/06/2024 4.838% 08/06/2029	17325FBK3	435,000.00	Citigrou	07/06/29	99.55	433,032.06	(1,967.94)	(1,967.94)	3.97	4.95



Managed Account Fair Market Value & Analytics

For the Month Ending **December 31, 2024**

CITY OF PALM DESERT - [REDACTED]

Security Type/Description Dated Date/Coupon/Maturity	CUSIP	Par	Broker	Next Call Date	Market Price	Market Value	Unreal G/L On Cost	Unreal G/L Amort Cost	Effective Duration	YTM at Mkt
Corporate Note										
TOYOTA MOTOR CREDIT CORP DTD 08/09/2024 4.550% 08/09/2029	89236TMK8	90,000.00	MIZU		98.82	88,934.85	(882.45)	(895.46)	4.04	4.89
ELI LILLY & CO (CALLABLE) DTD 08/14/2024 4.200% 08/14/2029	532457CQ9	80,000.00	MorganSt	07/14/29	98.05	78,440.88	(1,383.92)	(1,396.29)	4.06	4.65
AMERICAN HONDA FINANCE DTD 09/05/2024 4.400% 09/05/2029	02665WFO9	325,000.00	Deutsche		97.23	315,986.45	(8,623.55)	(8,646.52)	4.11	5.05
ACCENTURE CAPITAL INC (CALLABLE) DTD 10/04/2024 4.050% 10/04/2029	00440KAB9	230,000.00	JPMorgan	09/04/29	97.02	223,134.50	(6,463.00)	(6,481.27)	4.21	4.75
MERCEDES-BENZ FIN NA DTD 11/15/2024 5.100% 11/15/2029	58769JBA4	250,000.00	Citigrou		99.75	249,367.00	(448.00)	(452.86)	4.25	5.12
BP CAP MARKETS AMERICA (CALLABLE) DTD 11/25/2024 4.868% 11/25/2029	10373OCB4	170,000.00	BOFAML	10/25/29	100.04	170,068.17	68.17	68.17	4.27	4.83
Security Type Sub-Total		13,015,000.00				12,975,919.88	33,114.83	19,873.79	2.60	4.75
Commercial Paper										
MUFG BANK LTD/NY DTD 06/06/2024 0.000% 03/03/2025	62479LQ32	1,040,000.00	MUFG		99.24	1,032,048.16	32,535.65	1,229.34	0.17	4.43
PROCTER & GAMBLE CO DTD 07/16/2024 0.000% 03/11/2025	74271TOB2	1,050,000.00	SEEL		99.15	1,041,078.15	26,133.57	1,241.28	0.19	4.37
BARCLAYS CAPITAL INC DTD 10/21/2024 0.000% 06/23/2025	06743UTP7	1,050,000.00	Barclays		97.83	1,027,184.55	9,494.22	92.64	0.47	4.55
BOFA SECURITIES INC DTD 10/07/2024 0.000% 07/03/2025	06054NU33	1,075,000.00	BOFAML		97.72	1,050,516.88	10,704.61	(275.02)	0.50	4.60
Security Type Sub-Total		4,215,000.00				4,150,827.74	78,868.05	2,288.24	0.33	4.49
Certificate of Deposit										
CREDIT INDUST ET COMM NY DTD 11/22/2024 4.650% 11/21/2025	22536WJM9	675,000.00	RBC Capi		100.10	675,684.45	699.95	698.37	0.88	4.65
Security Type Sub-Total		675,000.00				675,684.45	699.95	698.37	0.88	4.65
Bank Note										



Managed Account Fair Market Value & Analytics

For the Month Ending **December 31, 2024**

CITY OF PALM DESERT - [REDACTED]

Security Type/Description Dated Date/Coupon/Maturity	CUSIP	Par	Broker	Next Call Date	Market Price	Market Value	Unreal G/L On Cost	Unreal G/L Amort Cost	Effective Duration	YTM at Mkt
Bank Note										
CITIBANK NA (CALLABLE) DTD 12/04/2023 5.488% 12/04/2026	17325FBC1	325,000.00	Deutsche	11/04/26	101.48	329,797.65	653.90	1,848.90	1.76	4.65
MORGAN STANLEY BANK NA (CALLABLE) DTD 01/18/2024 4.952% 01/14/2028	61690U8A1	500,000.00	Deutsche	01/14/27	100.14	500,676.00	7,886.00	6,699.59	1.87	5.10
PNC BANK NA (CALLABLE) DTD 01/22/2018 3.250% 01/22/2028	69353RFJ2	350,000.00	Citigrou	12/23/27	95.76	335,173.65	4,609.15	2,297.17	2.81	4.75
MORGAN STANLEY BANK NA (CALLABLE) DTD 05/30/2024 5.504% 05/26/2028	61690U8B9	500,000.00	BOFAML	05/26/27	101.39	506,971.00	6,366.00	6,476.46	2.23	5.01
Security Type Sub-Total		1,675,000.00				1,672,618.30	19,515.05	17,322.12	2.15	4.91
Managed Account Sub-Total		69,950,653.96				68,665,968.84	313,912.28	(37,356.76)	2.07	4.56
Securities Sub-Total		\$69,950,653.96				\$68,665,968.84	\$313,912.28	(\$37,356.76)	2.07	4.56%
Accrued Interest						\$429,212.02				
Total Investments						\$69,095,180.86				



Managed Account Security Transactions & Interest

For the Month Ending **December 31, 2024**

CITY OF PALM DESERT - [REDACTED]

Transaction Type		Security Description	CUSIP	Par	Principal Proceeds	Accrued Interest	Total	Realized G/L Cost	Realized G/L Amort Cost	Sale Method
Trade	Settle									
BUY										
12/02/24	12/05/24	US TREASURY N/B DTD 09/30/2021 1.250% 09/30/2028	91282CCY5	1,200,000.00	(1,077,234.38)	(2,719.78)	(1,079,954.16)			
12/03/24	12/05/24	US TREASURY N/B DTD 11/15/2017 2.250% 11/15/2027	9128283F5	250,000.00	(237,099.61)	(310.77)	(237,410.38)			
12/03/24	12/12/24	FHMS K531 AS FLOATING DTD 12/12/2024 5.180% 09/25/2029	3137HHUP4	455,000.00	(455,000.00)	0.00	(455,000.00)			
12/11/24	12/12/24	US TREASURY N/B DTD 05/31/2024 4.500% 05/31/2029	91282CKT7	250,000.00	(254,023.44)	(370.88)	(254,394.32)			
12/13/24	12/16/24	TREASURY BILL DTD 08/08/2024 0.000% 02/06/2025	912797MJ3	2,100,000.00	(2,087,137.91)	0.00	(2,087,137.91)			
12/27/24	12/30/24	TREASURY BILL DTD 10/03/2024 0.000% 04/03/2025	912797MV6	2,000,000.00	(1,978,118.89)	0.00	(1,978,118.89)			
12/27/24	12/30/24	US TREASURY N/B DTD 08/31/2020 0.250% 08/31/2025	91282CAJ0	1,150,000.00	(1,119,677.73)	(960.98)	(1,120,638.71)			
12/27/24	12/30/24	TREASURY BILL DTD 10/31/2024 0.000% 05/01/2025	912797ND5	2,000,000.00	(1,971,795.97)	0.00	(1,971,795.97)			
Transaction Type Sub-Total				9,405,000.00	(9,180,087.93)	(4,362.41)	(9,184,450.34)			

INTEREST										
12/01/24	12/01/24	USAA CAPITAL CORP DTD 06/03/2024 5.250% 06/01/2027	90327QD97		0.00	18,430.42	18,430.42			
12/01/24	12/25/24	FHMS K520 A2 DTD 04/01/2024 5.180% 03/01/2029	3137HCKV3		0.00	1,597.17	1,597.17			
12/01/24	12/25/24	FHMS K514 A2 DTD 02/01/2024 4.572% 12/01/2028	3137HBLV4		0.00	2,095.50	2,095.50			
12/01/24	12/25/24	FHMS K508 A2 DTD 10/01/2023 4.740% 08/01/2028	3137HAQ74		0.00	2,488.50	2,488.50			
12/01/24	12/25/24	FHMS K070 A2 DTD 12/01/2017 3.303% 11/01/2027	3137FCJK1		0.00	963.38	963.38			
12/01/24	12/25/24	FHMS K511 A2 DTD 12/01/2023 4.860% 10/01/2028	3137HB3G7		0.00	2,632.50	2,632.50			
12/01/24	12/25/24	FHMS K507 A2 DTD 09/01/2023 4.800% 09/01/2028	3137HAMS2		0.00	2,600.00	2,600.00			



Managed Account Security Transactions & Interest

For the Month Ending **December 31, 2024**

CITY OF PALM DESERT - [REDACTED]

Transaction Type		Security Description	CUSIP	Par	Principal Proceeds	Accrued Interest	Total	Realized G/L Cost	Realized G/L Amort Cost	Sale Method
Trade	Settle									
INTEREST										
12/01/24	12/25/24	FHMS K083 A1 DTD 11/01/2018 3.944% 07/01/2028	3137FJJV2		0.00	1,411.72	1,411.72			
12/01/24	12/25/24	FHMS K524 A2 DTD 07/01/2024 4.720% 05/01/2029	3137HDV56		0.00	2,104.33	2,104.33			
12/01/24	12/25/24	FHMS K513 A2 DTD 01/01/2024 4.724% 12/01/2028	3137HBFY5		0.00	2,598.20	2,598.20			
12/01/24	12/25/24	FHMS K509 A2 DTD 10/01/2023 4.850% 09/01/2028	3137HAST4		0.00	2,627.08	2,627.08			
12/01/24	12/25/24	FHMS K529 A2 DTD 10/01/2024 4.791% 09/01/2029	3137HH6C0		0.00	1,616.96	1,616.96			
12/01/24	12/25/24	FHMS K084 A2 DTD 11/01/2018 3.780% 10/01/2028	3137FJZ93		0.00	2,205.00	2,205.00			
12/01/24	12/25/24	FHMS K515 A2 DTD 02/01/2024 5.400% 01/01/2029	3137HBPD0		0.00	2,925.00	2,925.00			
12/01/24	12/25/24	FHMS KJ46 A1 DTD 07/01/2023 4.777% 06/01/2028	3137HAD45		0.00	2,641.85	2,641.85			
12/01/24	12/25/24	FNA 2023-M6 A2 DTD 07/01/2023 4.181% 07/01/2028	3136BODE6		0.00	2,413.83	2,413.83			
12/01/24	12/25/24	FHMS KJ47 A1 DTD 09/01/2023 5.272% 08/01/2028	3137HAMN3		0.00	3,087.01	3,087.01			
12/01/24	12/25/24	FHMS K522 A2 DTD 06/01/2024 4.803% 05/01/2029	3137HDJJ0		0.00	2,661.66	2,661.66			
12/01/24	12/25/24	FHMS K528 A2 DTD 09/01/2024 4.508% 07/01/2029	3137HFNZ4		0.00	2,554.53	2,554.53			
12/01/24	12/25/24	FHMS K526 A2 DTD 08/01/2024 4.543% 07/01/2029	3137HDXL9		0.00	2,252.57	2,252.57			
12/01/24	12/25/24	FHMS K505 A2 DTD 07/01/2023 4.819% 06/01/2028	3137HACX2		0.00	2,650.45	2,650.45			
12/02/24	12/02/24	MONEY MARKET FUND DTD 01/01/2010 0.000% --	MONEY0002		0.00	718.43	718.43			
12/04/24	12/04/24	CITIBANK NA (CALLABLE) DTD 12/04/2023 5.488% 12/04/2026	17325FBC1		0.00	8,918.00	8,918.00			



Managed Account Security Transactions & Interest

For the Month Ending **December 31, 2024**

CITY OF PALM DESERT - [REDACTED]											
Transaction Type	Trade	Settle	Security Description	CUSIP	Par	Principal Proceeds	Accrued Interest	Total	Realized G/L Cost	Realized G/L Amort Cost	Sale Method
INTEREST											
	12/08/24	12/08/24	JP MORGAN CHASE BANK NA (CALLABLE) DTD 12/08/2023 5.110% 12/08/2026	48125LRU8		0.00	12,775.00	12,775.00			
	12/11/24	12/11/24	NATIONAL AUSTRALIA BK/NY DTD 06/11/2024 5.087% 06/11/2027	63253QAJ3		0.00	12,717.50	12,717.50			
	12/11/24	12/11/24	JOHN DEERE CAPITAL CORP DTD 06/11/2024 4.850% 06/11/2029	24422EXT1		0.00	6,062.50	6,062.50			
	12/13/24	12/13/24	BANK OF NY MELLON CORP (CALLABLE) DTD 06/13/2022 3.992% 06/13/2028	06406RBG1		0.00	10,279.40	10,279.40			
	12/15/24	12/15/24	US TREASURY N/B DTD 12/15/2023 4.375% 12/15/2026	91282CJP7		0.00	11,156.25	11,156.25			
	12/15/24	12/15/24	ANALOG DEVICES INC (CALLABLE) DTD 09/18/2023 3.450% 06/15/2027	032654BA2		0.00	4,312.50	4,312.50			
	12/15/24	12/15/24	US TREASURY N/B DTD 06/15/2023 4.125% 06/15/2026	91282CHH7		0.00	20,625.00	20,625.00			
	12/15/24	12/15/24	NATIONAL RURAL UTIL COOP (CALLABLE) DTD 05/10/2024 5.150% 06/15/2029	63743HFS6		0.00	7,689.24	7,689.24			
	12/23/24	12/23/24	FEDERAL FARM CREDIT BANK (CALLABLE) DTD 12/23/2020 0.320% 12/23/2024	3133EMLP5		0.00	8,000.00	8,000.00			
	12/25/24	12/25/24	FHMS K519 AS FLOATING DTD 04/18/2024 5.085% 03/25/2029	3137HCKO4		0.00	2,928.92	2,928.92			
	12/25/24	12/25/24	FHMS K521 AS FLOATING DTD 05/16/2024 5.080% 03/25/2029	3137HCTM4		0.00	2,907.04	2,907.04			
	12/25/24	12/25/24	FHMS K523 AS FLOATING DTD 06/27/2024 5.078% 05/25/2029	3137HDJW1		0.00	2,924.27	2,924.27			
	12/31/24	12/31/24	US TREASURY N/B DTD 12/31/2020 0.625% 12/31/2027	91282CBB6		0.00	4,375.00	4,375.00			
Transaction Type Sub-Total						0.00	180,946.71	180,946.71			
MATURITY											



Managed Account Security Transactions & Interest

For the Month Ending **December 31, 2024**

CITY OF PALM DESERT - [REDACTED]										
Transaction Type		Security Description	CUSIP	Par	Principal Proceeds	Accrued Interest	Total	Realized G/L Cost	Realized G/L Amort Cost	Sale Method
Trade	Settle									
MATURITY										
12/03/24	12/03/24	TREASURY BILL DTD 08/06/2024 0.000% 12/03/2024	912797ME4	1,725,000.00	1,725,000.00	0.00	1,725,000.00	12,558.00	0.00	
12/05/24	12/05/24	NATIXIS NY BRANCH DTD 04/03/2024 0.000% 12/05/2024	63873JM56	1,030,000.00	1,030,000.00	0.00	1,030,000.00	37,011.33	0.00	
12/13/24	12/13/24	ING (US) FUNDING LLC DTD 03/19/2024 0.000% 12/13/2024	4497W0MD7	685,000.00	685,000.00	0.00	685,000.00	26,616.06	0.00	
12/23/24	12/23/24	FEDERAL FARM CREDIT BANK (CALLABLE) DTD 12/23/2020 0.320% 12/23/2024	3133EMLP5	5,000,000.00	5,000,000.00	0.00	5,000,000.00	32,500.00	0.00	
Transaction Type Sub-Total				8,440,000.00	8,440,000.00	0.00	8,440,000.00	108,685.39	0.00	
PAYDOWNS										
12/01/24	12/25/24	FHMS KJ47 A1 DTD 09/01/2023 5.272% 08/01/2028	3137HAMN3	1,904.87	1,904.87	0.00	1,904.87	(13.10)	(11.33)	
12/01/24	12/25/24	FNA 2023-M6 A2 DTD 07/01/2023 4.181% 07/01/2028	3136BODE6	4.43	4.43	0.00	4.43	0.03	0.03	
12/01/24	12/25/24	FHMS K083 A1 DTD 11/01/2018 3.944% 07/01/2028	3137FJJV2	9,384.87	9,384.87	0.00	9,384.87	274.94	244.57	
12/01/24	12/25/24	FHMS KJ46 A1 DTD 07/01/2023 4.777% 06/01/2028	3137HAD45	549.99	549.99	0.00	549.99	4.51	3.81	
12/25/24	12/25/24	FHMS K521 AS FLOATING DTD 05/16/2024 5.080% 03/25/2029	3137HCTM4	60.83	60.83	0.00	60.83	0.00	0.01	
12/25/24	12/25/24	FHMS K519 AS FLOATING DTD 04/18/2024 5.085% 03/25/2029	3137HCKQ4	93.25	93.25	0.00	93.25	0.00	0.01	
12/25/24	12/25/24	FHMS K523 AS FLOATING DTD 06/27/2024 5.078% 05/25/2029	3137HDJW1	21.38	21.38	0.00	21.38	0.00	0.00	
Transaction Type Sub-Total				12,019.62	12,019.62	0.00	12,019.62	266.38	237.10	
SELL										
12/03/24	12/05/24	UNITED PARCEL SERVICE (CALLABLE) DTD 11/14/2017 3.050% 11/15/2027	911312BM7	250,000.00	241,452.50	423.61	241,876.11	5,530.00	2,757.16	FIFO
12/11/24	12/12/24	JOHN DEERE CAPITAL CORP DTD 06/11/2024 4.850% 06/11/2029	24422EXT1	250,000.00	254,452.50	33.68	254,486.18	4,857.50	4,820.93	FIFO



Managed Account Security Transactions & Interest

For the Month Ending **December 31, 2024**

CITY OF PALM DESERT - [REDACTED]										
Transaction Type		Security Description	CUSIP	Par	Principal Proceeds	Accrued Interest	Total	Realized G/L Cost	Realized G/L Amort Cost	Sale Method
Trade	Settle									
Transaction Type Sub-Total				500,000.00	495,905.00	457.29	496,362.29	10,387.50	7,578.09	
Managed Account Sub-Total					(232,163.31)	177,041.59	(55,121.72)	119,339.27	7,815.19	
Total Security Transactions					(\$232,163.31)	\$177,041.59	(\$55,121.72)	\$119,339.27	\$7,815.19	



Account Statement - Transaction Summary

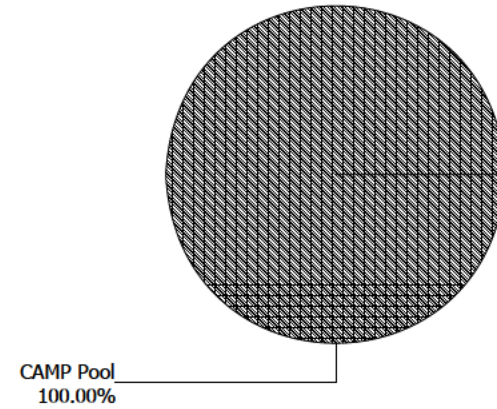
For the Month Ending **December 31, 2024**

CITY OF PALM DESERT - CITY OF PALM DESERT - [REDACTED]

CAMP Pool	
Opening Market Value	166,739,381.33
Purchases	651,117.06
Redemptions	(5,500,000.00)
Unsettled Trades	0.00
Change in Value	0.00
Closing Market Value	\$161,890,498.39
Cash Dividends and Income	651,117.06

Asset Summary		
	December 31, 2024	November 30, 2024
CAMP Pool	161,890,498.39	166,739,381.33
Total	\$161,890,498.39	\$166,739,381.33

Asset Allocation





Account Statement

For the Month Ending **December 31, 2024**

CITY OF PALM DESERT - CITY OF PALM DESERT - [REDACTED]

Trade Date	Settlement Date	Transaction Description	Share or Unit Price	Dollar Amount of Transaction	Total Shares Owned
CAMP Pool					
Opening Balance					166,739,381.33
12/06/24	12/06/24	Redemption - Outgoing Wires	1.00	(2,500,000.00)	164,239,381.33
12/11/24	12/11/24	Redemption - Outgoing Wires	1.00	(3,000,000.00)	161,239,381.33
12/31/24	01/02/25	Accrual Income Div Reinvestment Distributions	1.00	651,117.06	161,890,498.39

Closing Balance **161,890,498.39**

	Month of December	Fiscal YTD January-December		
Opening Balance	166,739,381.33	172,831,653.55	Closing Balance	161,890,498.39
Purchases	651,117.06	30,558,844.84	Average Monthly Balance	162,631,352.85
Redemptions (Excl. Checks)	(5,500,000.00)	(41,500,000.00)	Monthly Distribution Yield	4.73%
Check Disbursements	0.00	0.00		
Closing Balance	161,890,498.39	161,890,498.39		
Cash Dividends and Income	651,117.06	9,308,844.84		



Account Statement - Transaction Summary

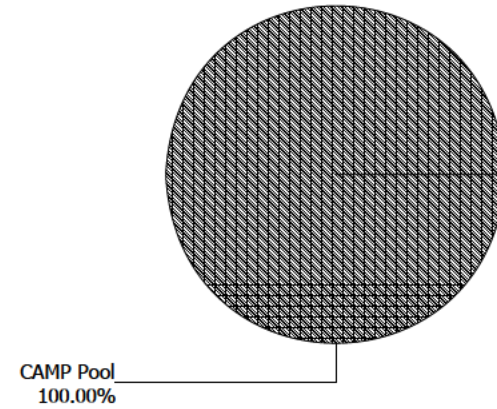
For the Month Ending **December 31, 2024**

CITY OF PALM DESERT - DESERT WILLOW GOLF RESORT -

CAMP Pool	
Opening Market Value	3,145,867.77
Purchases	12,595.08
Redemptions	0.00
Unsettled Trades	0.00
Change in Value	0.00
Closing Market Value	\$3,158,462.85
Cash Dividends and Income	12,595.08

Asset Summary		
	December 31, 2024	November 30, 2024
CAMP Pool	3,158,462.85	3,145,867.77
Total	\$3,158,462.85	\$3,145,867.77

Asset Allocation





Account Statement

For the Month Ending **December 31, 2024**

CITY OF PALM DESERT - DESERT WILLOW GOLF RESORT - [REDACTED]

Trade Date	Settlement Date	Transaction Description	Share or Unit Price	Dollar Amount of Transaction	Total Shares Owned
CAMP Pool					
Opening Balance					3,145,867.77
12/31/24	01/02/25	Accrual Income Div Reinvestment - Distributions	1.00	12,595.08	3,158,462.85
Closing Balance					3,158,462.85

	Month of December	Fiscal YTD January-December
Opening Balance	3,145,867.77	3,204,048.18
Purchases	12,595.08	1,954,414.67
Redemptions (Excl. Checks)	0.00	(2,000,000.00)
Check Disbursements	0.00	0.00
Closing Balance	3,158,462.85	3,158,462.85
Cash Dividends and Income	12,595.08	204,414.67

Closing Balance	3,158,462.85
Average Monthly Balance	3,146,274.06
Monthly Distribution Yield	4.73%

California State Treasurer
Fiona Ma, CPA



Local Agency Investment Fund
P.O. Box 942809
Sacramento, CA 94209-0001
(916) 653-3001

January 06, 2025

LAIIF Home
PMIA Average Monthly
Yields

CITY OF PALM DESERT

CITY TREASURER
73-510 FRED WARING DRIVE
PALM DESERT, CA 92260-2578

Tran Type Definitions

Account Number:

December 2024 Statement

Account Summary

Total Deposit:	0.00	Beginning Balance:	951,584.50
Total Withdrawal:	0.00	Ending Balance:	951,584.50

Fund Summary Report

Parameters: Query: Fund Summary

Bank: oneof

Account Number: oneof [REDACTED]

Counterparty: equalto

Run Date: 07-Jan-2025 11:48:23 AM

User: Susan

From : 01-Dec-2024

To : 31-Dec-2024

As at : 07-Jan-2025

Balance Calculation Based On: Value Date

Account Number	Account Name	Balance Forward	Total Receipts	Total Payments	Total
[REDACTED]	City Of Palm Desert	\$2,838,356.92	\$28,101.36	\$0.00	\$2,866,458.28
[REDACTED]	RDA Successor Agcy Palm Desert	\$361.53	\$3.58	\$0.00	\$365.11

Grand Total: **\$2,838,718.45** **\$28,104.94** **\$0.00** **\$2,866,823.39**