ROVE DINAH SHORE DR-PALM DESERT

PRECISE PLAN SUBMITTAL

DINAH SHORE DRIVE & MONTEREY AVE.,
PALM DESERT, CALIFORNIA

IRV24-0017-00
OCTOBER 25, 2024

DISCLAIMER: THIS CONCEPTUAL DESIGN IS BASED UPON A PRELIMINARY REVIEW OF ENTITLEMENT REQUIREMENTS AND ON UNVERIFIED AND POSSIBLY INCOMPLETE SITE AND/OR BUILDING INFORMATION, AND IS INTENDED MERELY TO ASSIST IN EXPLORING HOW THE PROJECT MIGHT BE DEVELOPED. SIGNAGE SHOWN IS FOR ILLUSTRATIVE PURPOSES ONLY AND DOES NOT NECESSARILY REFLECT MUNICIPAL CODE COMPLIANCE.

WARE MALCOMB
WM ARCHITECTS, INC.

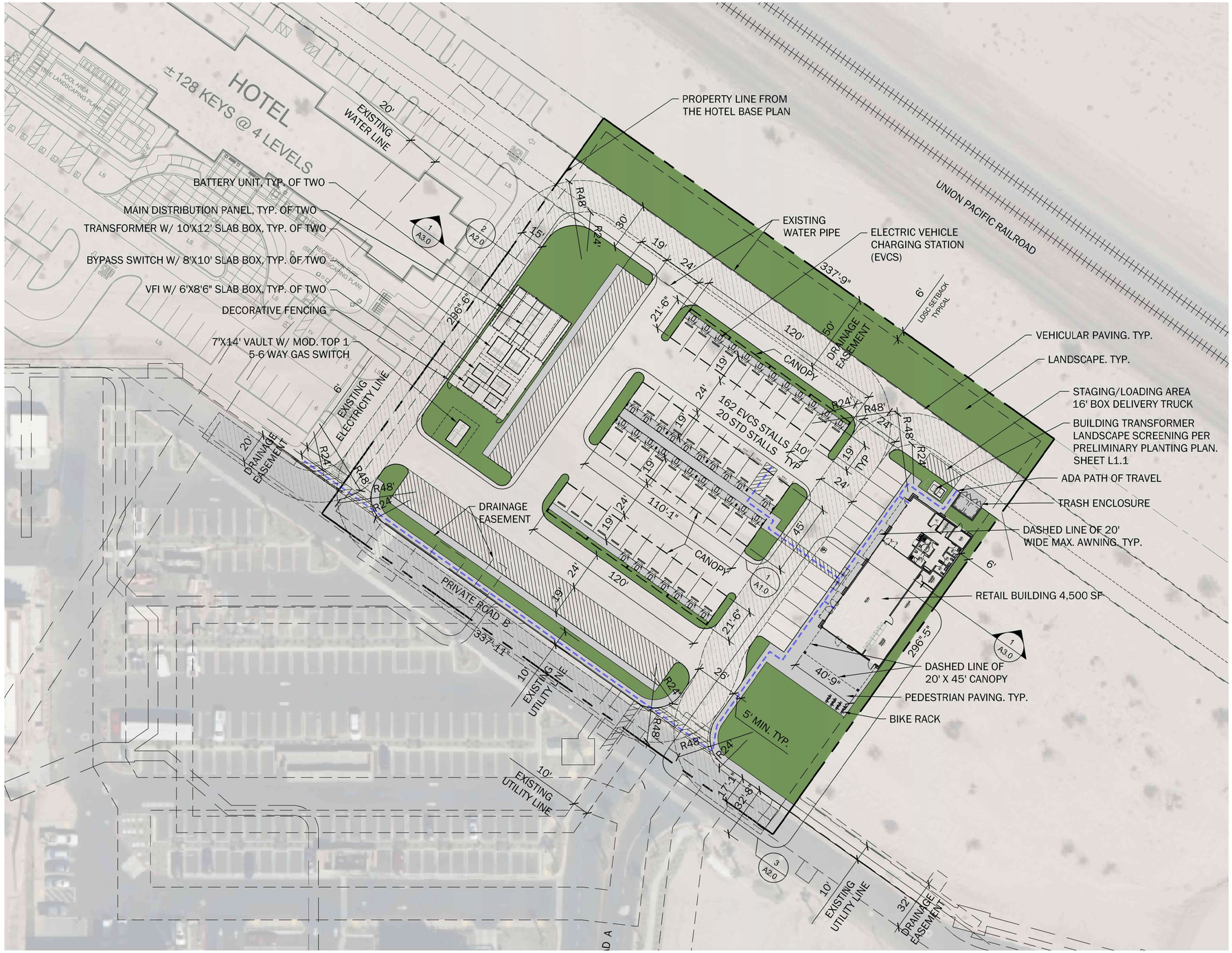

DEVELOPMENT STANDARDS

Zoning

Jurisdiction		City of Palm Desert
Zoning Designation		PC-3
Max F.A.R		1.00
Max Height		35 FT
Max Stories		2 Stories
Req. Landscape		20% [3,4]
Building Setbacks		
	Front	None [1]
	Side	None
	Rear	None
Landscape Setbacks		
	Front	6 FT
	Side	6 FT
	Rear	6 FT
Parking Standards		
	Min Stall Size	9x18.5
	Drive Aisle	n/a
	Fire Lane	24 FT
	Tree Well	5 FT [2]
Required Parking		
	Retail	3/1000 SF

PROJECT DATA

Site Summary

Gross Site Area	100,145 SF	2.30 AC
FAR	Gross	0.04
Provided Landscape	22,999 SF	@ 23%

Building

Building Area(s)	Footprint	4,500 SF
Cars Required		14 Stalls
Cars Provided	Non-EV Standard	19 Stalls
Electric Vehicle Charging Station (EVCS) stalls		37 Stalls
	Non-EV Accessible	1 Stalls
	Van Acc. EVCS	1 Stalls
	Standard Acc. EVCS	1 Stalls
	Ambulatory EVCS	1 Stalls
	Total Provided	60 Stalls
		@13.33/1,000 SF

Notes

1. For exterior lots or projects perimeter adjacent to public streets the setback standards below shall apply. Said setbacks shall be measured from the property line and shall be based on the street type designated by the General Plan.

2. Landscaping shall be provided and maintained to the extent that at least one medium- or large-scale tree is planted for every three parking stalls.

Shade coverage requirements may be replaced by installing carport structures throughout the parking lot with some trees throughout the parking lot. The use of carport structures shall be approved through the architectural review process. The provision of carports shall not preclude the necessity for providing on-site perimeter landscaping.

3. Table 25.16-5: Commercial and Industrial District Development Standards
Required landscaping, minimum percentage of lot area will be 20% as per specified zone (PC-3)
4. § 25.52.050 Parking Lot Landscaping Standards
A-1. minimum of 15 percent of the total off-street open parking area shall be landscaped with a mixture of trees, shrubs, vines, ground cover, hedges, flowers, bark, chips, decorating cinders, gravel, and similar material. A minimum of one-third of the required landscaping shall be distributed within the interior of the parking facility and the remaining two-thirds of the required landscaping shall be provided as peripheral planting on the exterior edges of the parking area.

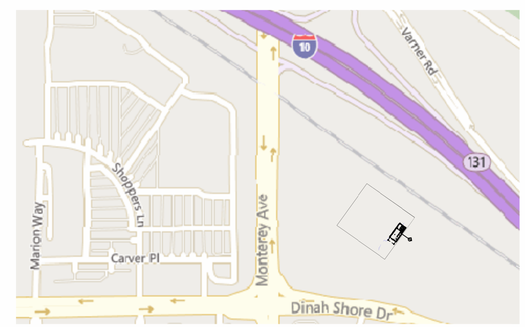

LEGEND

FIRE LANE (HATCHED)

ACCESSIBLE PATH OF TRAVEL. 1:20 MAX. SLOPE, 2% MAX. CROSS SLOPE.

1" = 30'

0 15 30 60 150

NORTH

ROVE

Site Plan

Rove Palm Desert

DINAH SHORE DR. & MONTEREY AVE., PALM DESERT, CA 92211

WARE MALCOMB

IRV24-0017-00
10.25.2024

SHEET
A1.0

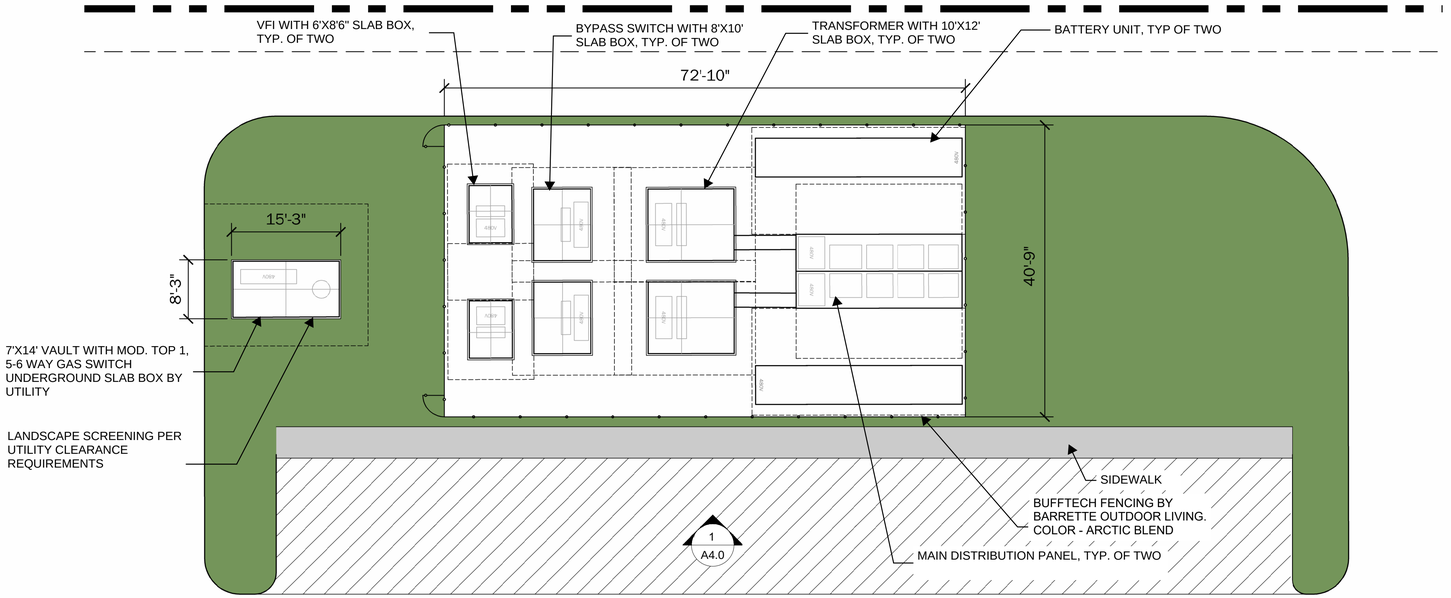

EQUIPMENT ENCLOSURE PLAN 2

SCALE: 1'-0" = 3/16"

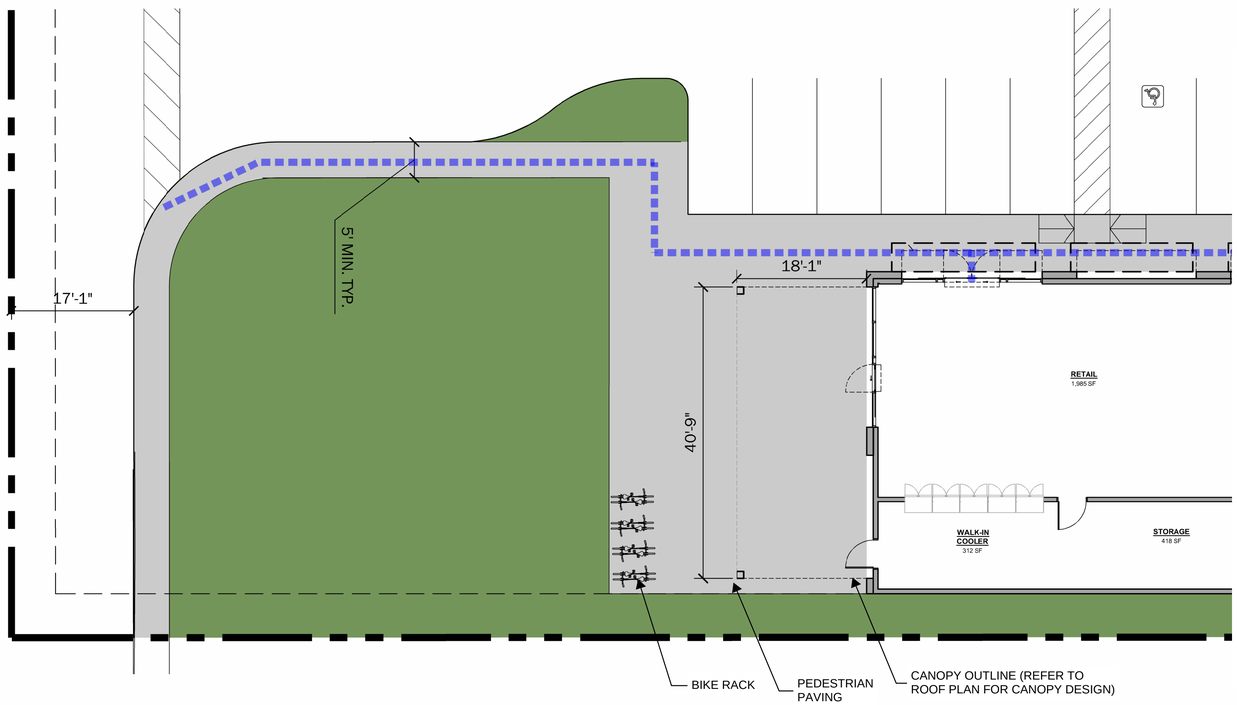

RETAIL CANOPY PLAN 3

SCALE: 1'-0" = 3/16"

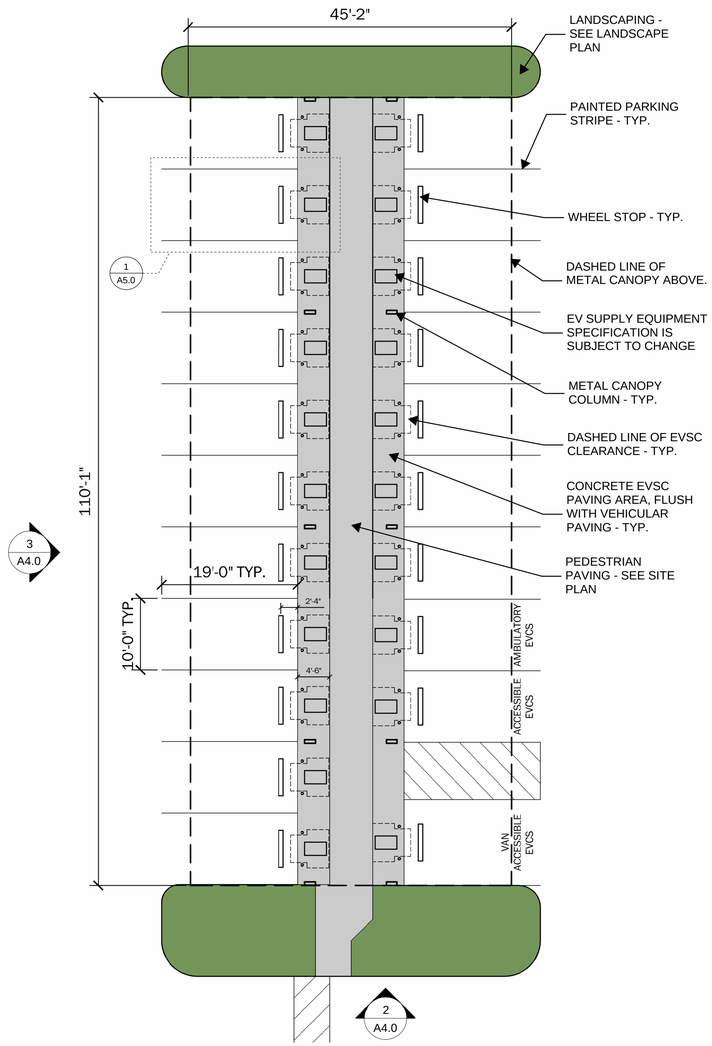

ELECTRIC VEHICLE CHARGING STATION (EVCS) CANOPY PLAN 1

SCALE: 1'-0" = 3/16"

ROVE

Enlarged Site Plan

Rove Palm Desert

DINAH SHORE DR. & MONTEREY AVE., PALM DESERT, CA 92211

WARE MALCOMB

IRV24-0017-00
10.25.2024

SHEET
A2.0

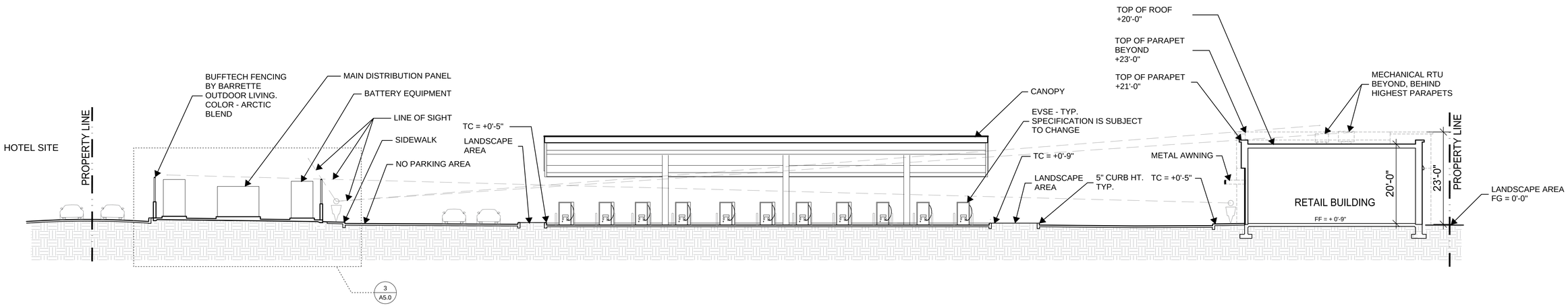

SITE SECTION VIEWED FROM SOUTH (1)

SCALE: 1" = 12'-0"

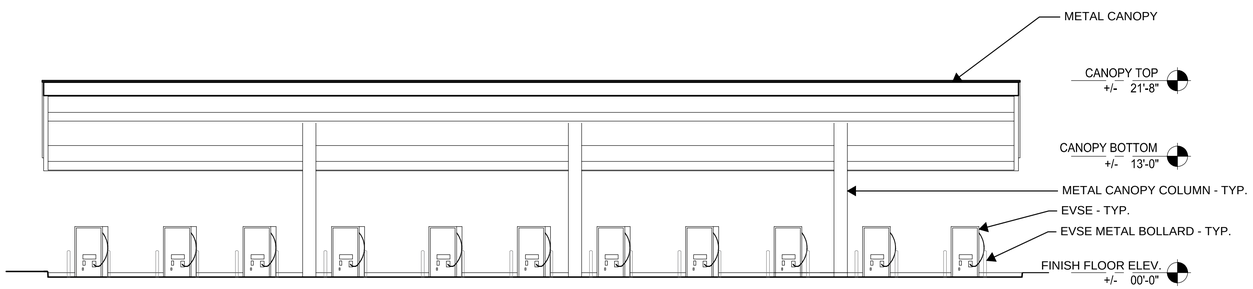

ELECTRIC VEHICLE SUPPLY EQUIPMENT (EVSE) ELEVATION (3)

SCALE: 1/8" = 1'-0"

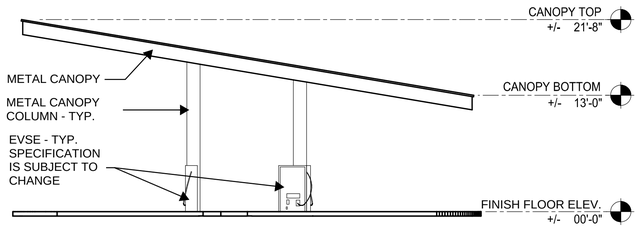

ELECTRIC VEHICLE SUPPLY EQUIPMENT (EVSE) ELEVATION (2)

SCALE: 1/8" = 1'-0"

ABBREVATIONS:

FG	Finish Grade
TC	Top of Curb
FF	Finish Floor Elevation

ROVE

Site Section/Elevation

Rove Palm Desert

DINAH SHORE DR. & MONTEREY AVE., PALM DESERT, CA 92211

WARE MALCOMB

IRV24-0017-00
10.25.2024

SHEET
A3.0

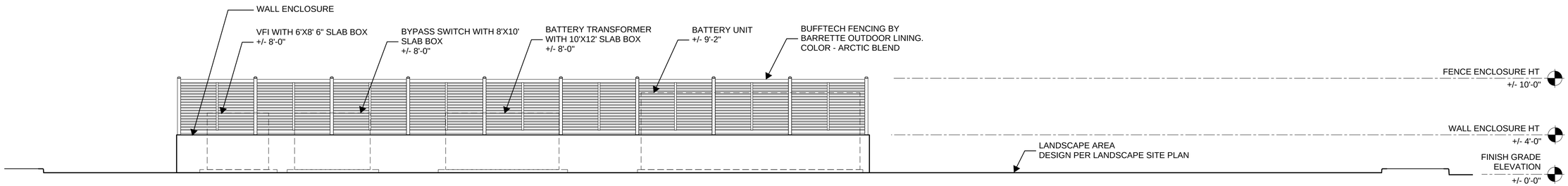

EQUIPMENT ENCLOSURE ELEVATION 1

SCALE: 1'-0" = 3/16"

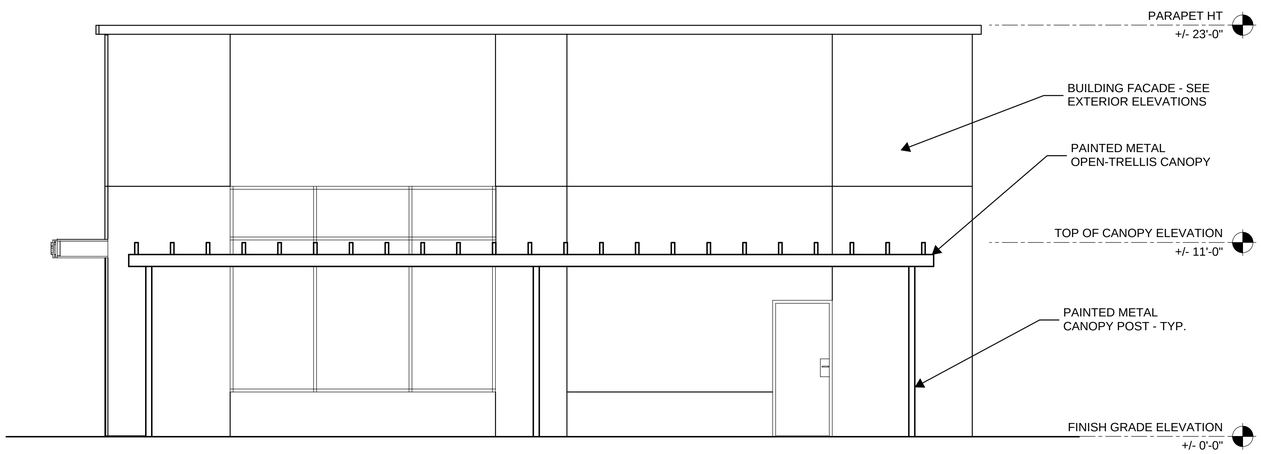

CANOPY ELEVATION AT NORTH FACADE 3

SCALE: 1/4" = 1'-0"

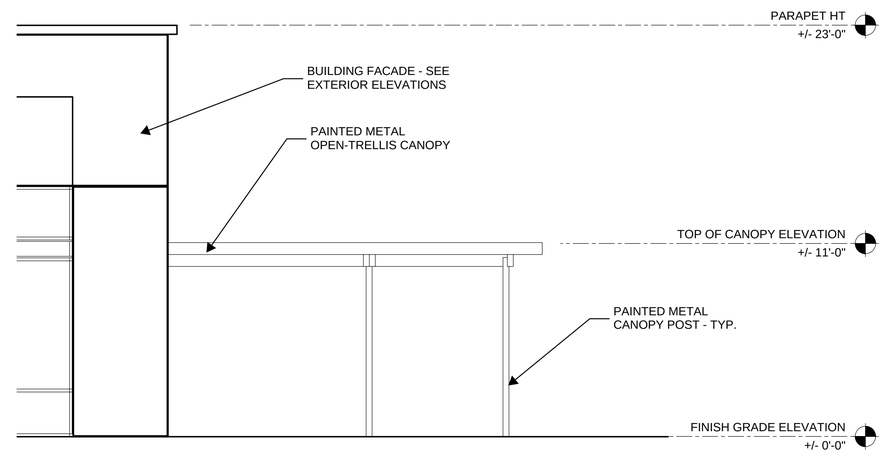

CANOPY ELEVATION AT EAST FACADE 2

SCALE: 1/4" = 1'-0"

ROVE

Site Section / Elevation

Rove Palm Desert

DINAH SHORE DR. & MONTEREY AVE., PALM DESERT, CA 92211

WARE MALCOMB

IRV24-0017-00
10.25.2024

SHEET
A4.0

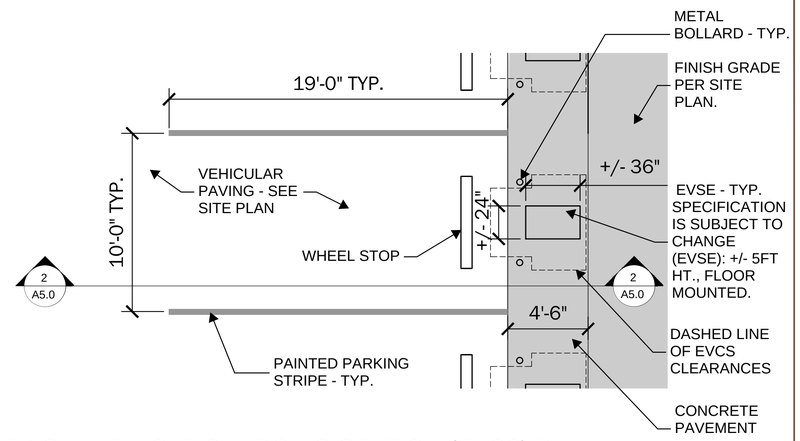

TYPICAL ELECTRICAL VEHICLE CHARGING STATION (EVCS) PLAN 1

SCALE: 1/4" = 1'-0"

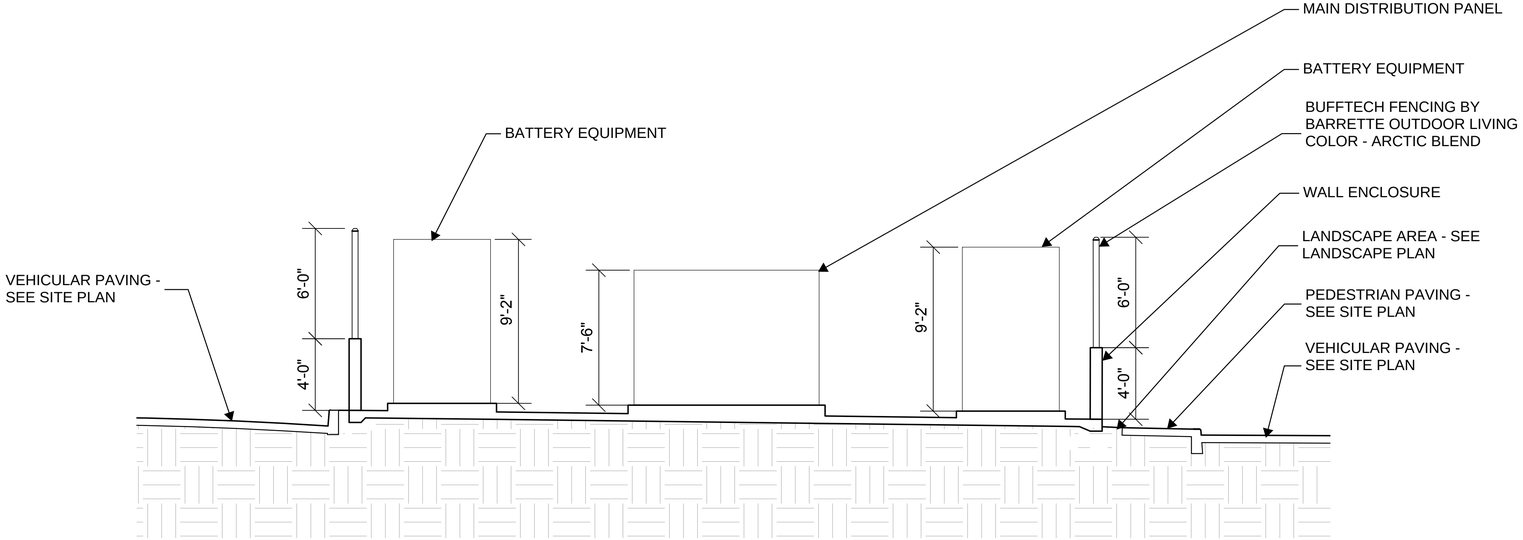

BATTERY EQUIPMENT ENCLOSURE SECTION 3

SCALE: 1/4" = 1'-0"

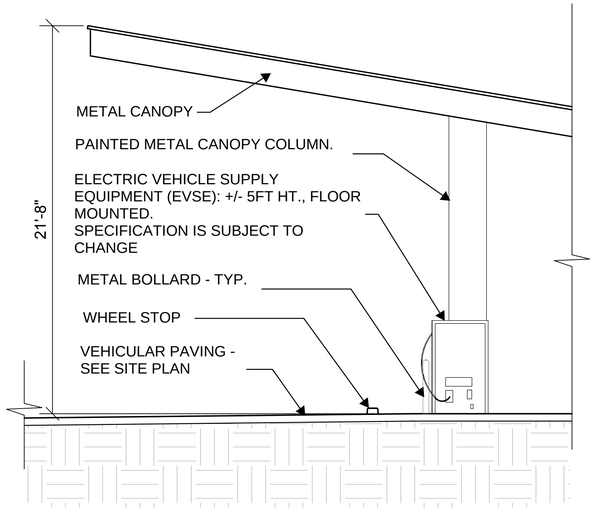

ELECTRIC VEHICLE CHARGING STATION (EVCS) SECTION 2

SCALE: 1/4" = 1'-0"

ROVE

Site Section

Rove Palm Desert

DINAH SHORE DR. & MONTEREY AVE., PALM DESERT, CA 92211

WARE MALCOMB

IRV24-0017-00
10.25.2024

SHEET
A5.0

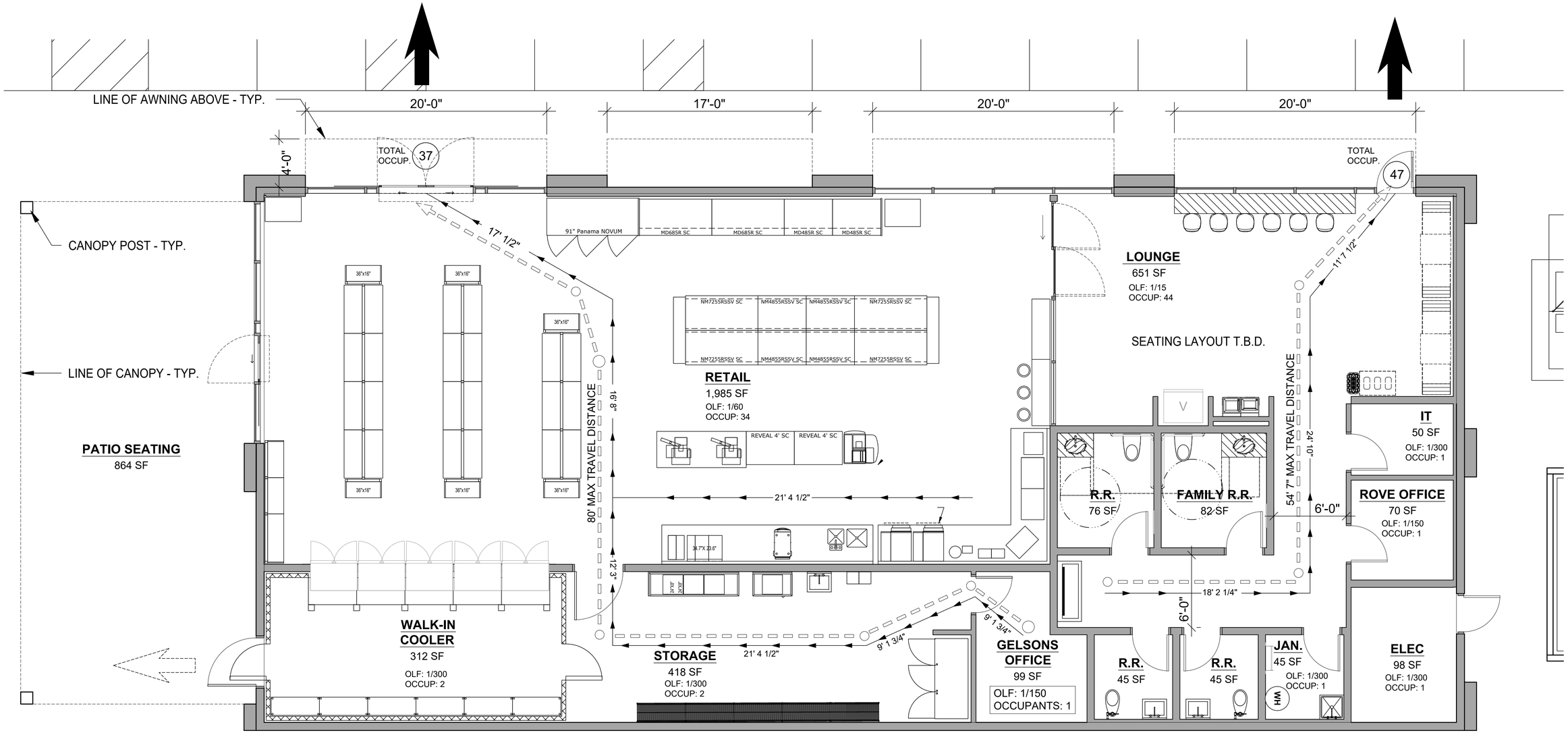

APPLICABLE CODES:

CITY: City of Palm Desert Municipal Code
BUILDING: 2022 California Building Code

CHAPTER 3 - OCCUPANCY CLASSIFICATION AND USE:

OCCUPANCY TYPE:	M Mercantile
CONSTRUCTION TYPE:	Type VB
SPRINKLER CONDITION:	Sprinklered
USE:	Electric Vehicle Charging Facility, Market.

CHAPTER 5 - GENERAL BUILDING HEIGHTS AND AREAS:

	BUILDING HEIGHT (CBC,Table 504.3)	NUMBER OF STORIES (CBC, Table 504.4)	BUILDING AREA (CBC, Table 506.2)
ALLOWABLE	60'-0"	2 STORIES	36,000 SF
PROPOSED:	21'-0"	1 STORY	4,500 SF

CHAPTER 10 - MEANS OF EGRESS:

OCCUPANCY	(N) GROSS AREA (SF)	(F) AREA PER OCC. FACTOR 1004.1	(OL) = N/F OCCUPANT LOAD	NUMBER OF EXITS REQ'D 1006	DOOR (AND OTHER EGRESS COMPONENTS) WIDTH REQ'D 1005.3.2 EXCEPTION 1	NUMBER OF 32" CLR. EXITS PROVIDED (PER PLAN)	NUMBER OF 44" CLR. EXITS PROVIDED (PER PLAN)	NUMBER OF 64" CLR. EXITS PROVIDED (PER PLAN)	TOTAL DOOR WIDTH PROVIDED
M	4330	60	72	1	72*.15 / 11"	1	-	1	96"

ABBREVATIONS:

OLF Occupancy Load Factor
OCCUP Occupants

LEGEND:

REQUIRED ACCESSIBLE EXIT
EXIT
DIRECTION OF TRAVEL.
MAXIMUM TRAVEL DISTANCE.
0 TOTAL OCCUPANT LOAD.

1/4"=1'-0"
0 2' 4' 8' 16'

NORTH

ROVE

Architectural Floor Plan

Rove Palm Desert
DINAH SHORE DR. & MONTEREY AVE., PALM DESERT, CA 92211

WARE MALCOMB

IRV24-0017-00
10.25.2024

SHEET
A6.0

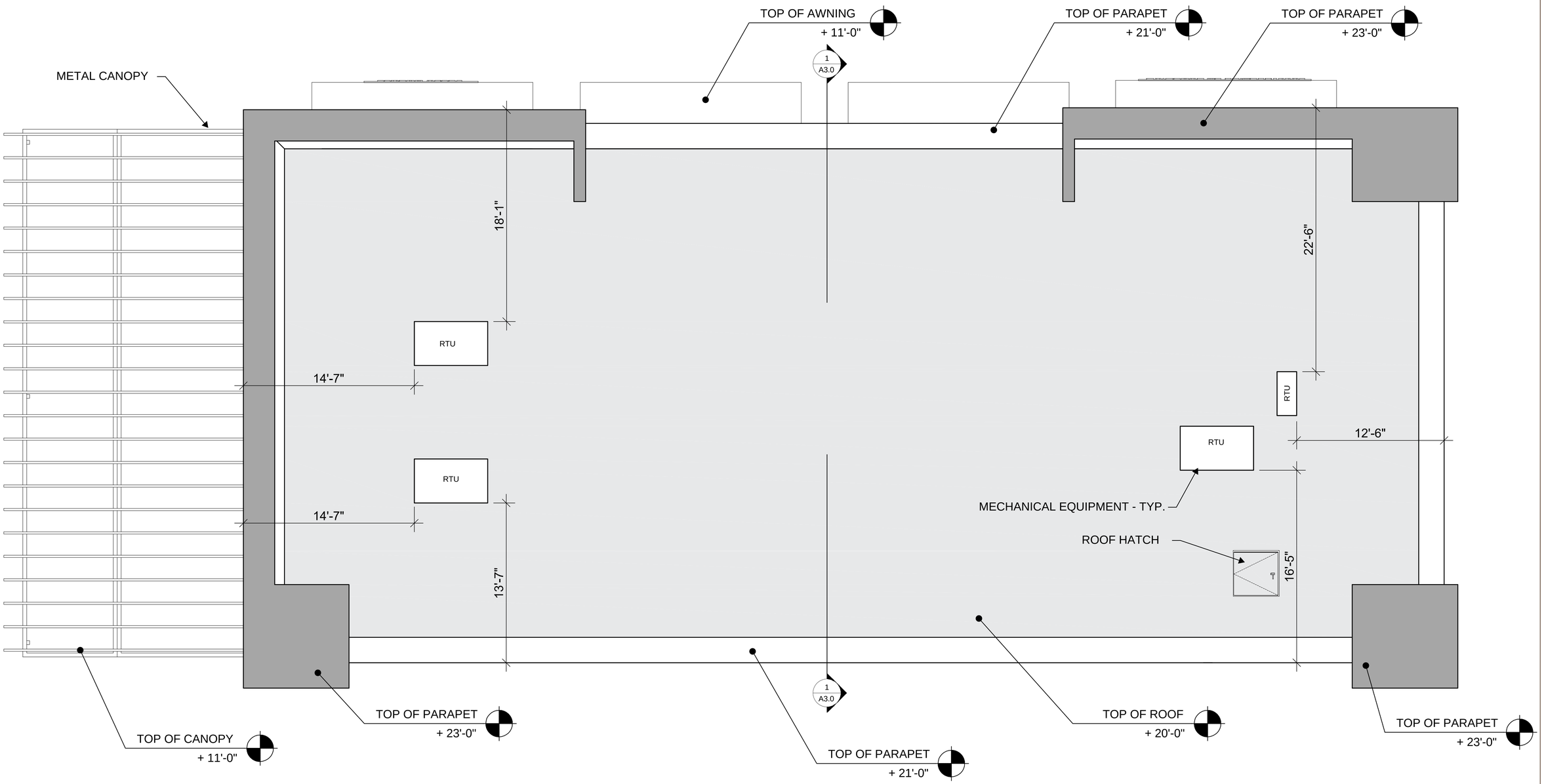

1/4"=1'-0"

0 2' 4' 8' 16'

NORTH

ROVE

Architectural Roof Plan

Rove Palm Desert

DINAH SHORE DR. & MONTEREY AVE., PALM DESERT, CA 92211

WARE MALCOMB

IRV24-0017-00
10.25.2024

SHEET
A7.0

ROVE

Perspective View

Rove Palm Desert
DINAH SHORE DR. & MONTEREY AVE., PALM DESERT, CA 92211

WARE MALCOMB

IRV24-0017-00
10.25.2024

SHEET
A8.0



ROVE

Perspective View

Rove Palm Desert
DINAH SHORE DR. & MONTEREY AVE., PALM DESERT, CA 92211

WARE MALCOMB

IRV24-0017-00
10.25.2024

SHEET
A9.0

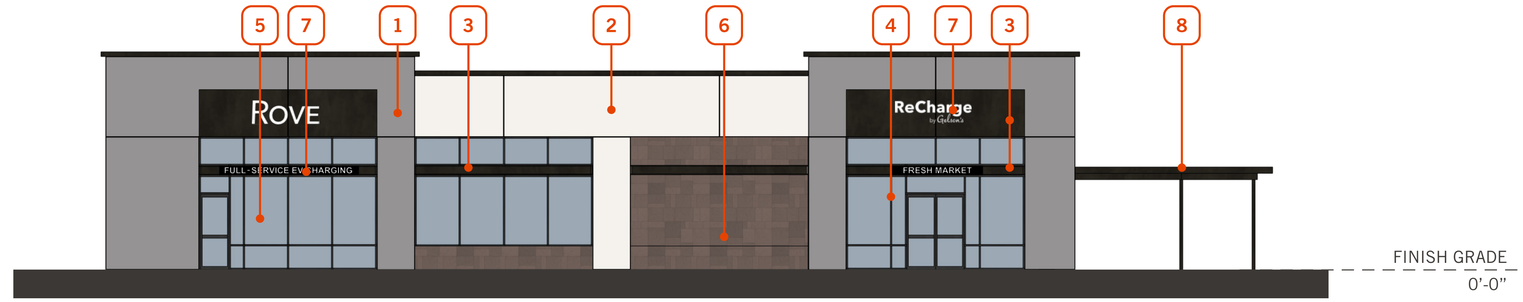

WEST ELEVATION

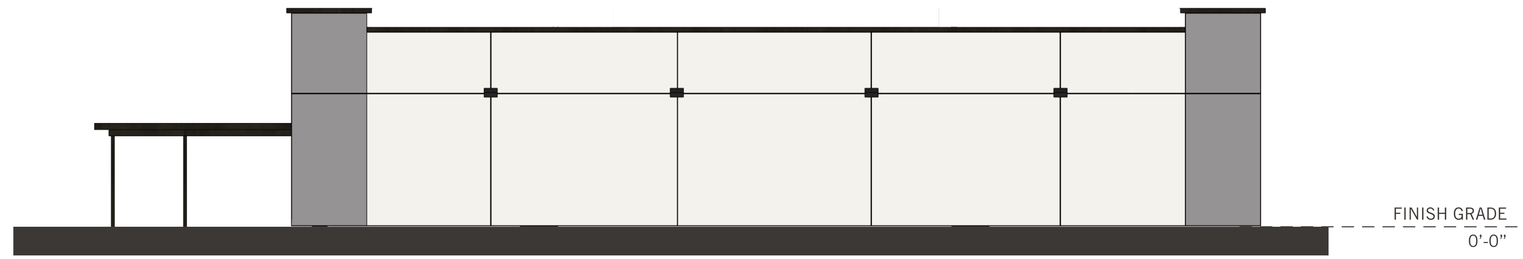

EAST ELEVATION

SOUTH ELEVATION

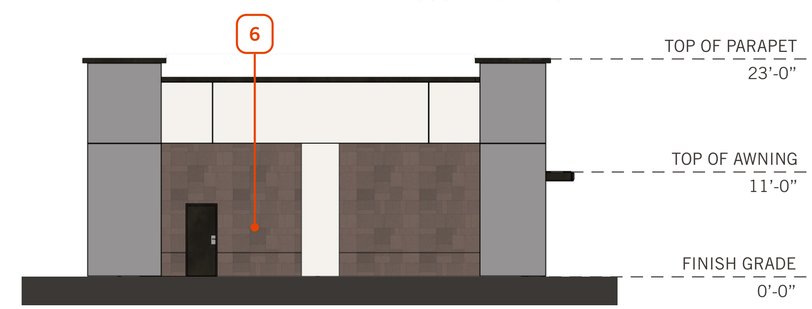

NORTH ELEVATION

SCALE: N.T.S

KEYNOTES

1 **PAINTED STUCCO**
PAINT - SHERWIN WILLIAMS
SW7634 PEDIMENT

2 **PAINTED STUCCO**
PAINT - SHERWIN WILLIAMS
SW 7004 SNOWBOARD

3 **PAINTED STUCCO/METAL AWNING**
PAINT - SHERWIN WILLIAMS
SW9605 CLOVE

4 **ALUMINUM STOREFRONT**
PAINT - SHERWIN WILLIAMS
SW9605 CLOVE

5 **GLAZING**
VITRO OPTI-BLUE

6 **CORONADO STONE INLAY**
SAND CANYON FLAGSTONE
PALOMAR BLEND

7 **SIGNAGE**

8 **PAINTED METAL CANOPY**
PAINT - SHERWIN WILLIAMS
SW9605 CLOVE

ROVE

Architectural Elevations

Rove Palm Desert
DINAH SHORE DR. & MONTEREY AVE., PALM DESERT, CA 92211

WARE MALCOMB

IRV24-0017-00
10.25.2024

SHEET
A10.0

1 **PAINTED STUCCO**
PAINT - SHERWIN WILLIAMS
SW7634 PEDIMENT

3 **PAINTED STUCCO/METAL AWNING**
PAINT - SHERWIN WILLIAMS
SW9605 CLOVE

2 **PAINTED STUCCO**
PAINT - SHERWIN WILLIAMS
SW 7004 SNOWBOARD

4 **ALUMINUM STOREFRONT**
DARK BRONZE TO MATCH
PAINT - SHERWIN WILLIAMS
SW9605 CLOVE

5 **GLAZING**
VITRO OPTI-BLUE

6 **CORONADO STONE INLAY**
SAND CANYON FLAGSTONE
PALOMAR BLEND

7 **SIGNAGE**

8 **PAINTED METAL CANOPY**
PAINT - SHERWIN WILLIAMS
SW9605 CLOVE

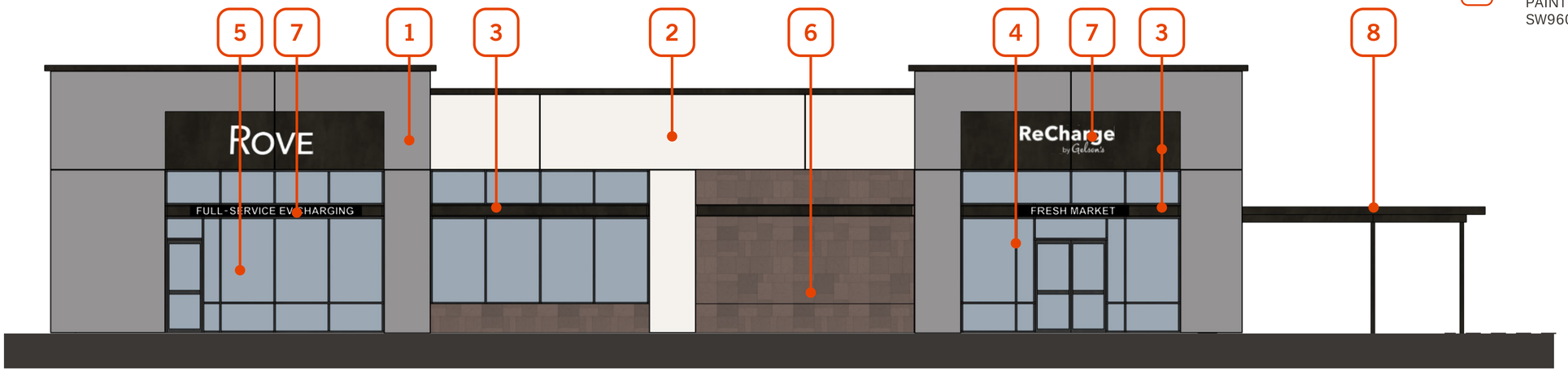

ROVE

Exterior Material Board

Rove Palm Desert
DINAH SHORE DR. & MONTEREY AVE., PALM DESERT, CA 92211

WARE MALCOMB

IRV24-0017-00
10.25.2024

SHEET
A11.0

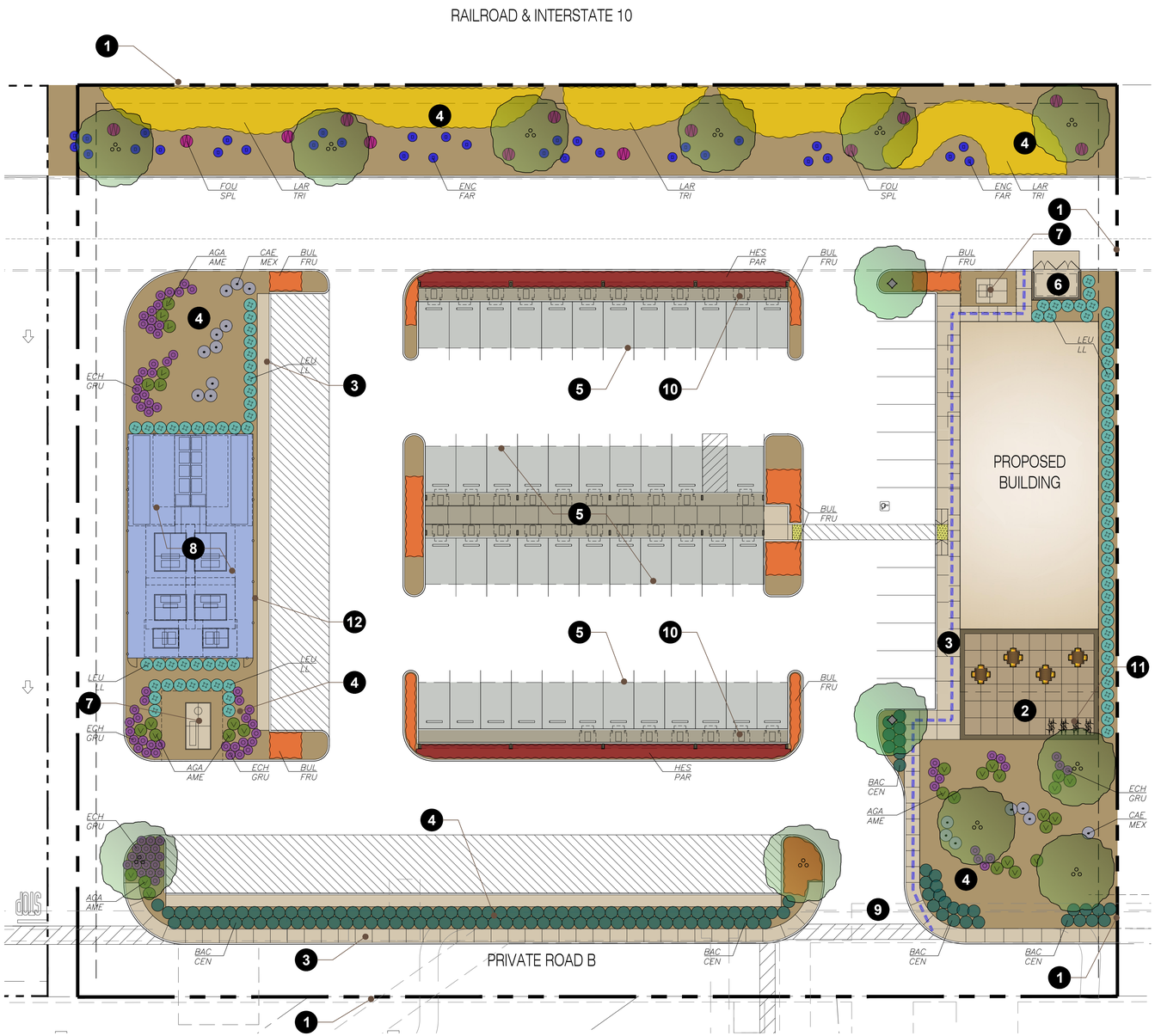

PLANT SCHEDULE

TREES

SYMBOL	BOTANICAL NAME	COMMON NAME	SIZE / FORM	HT. X SPRD. X CAL. (MIN)	WATER USE	DESCRIPTION
	CERCIDIUM 'DESERT MUSEUM'	PALO VERDE	24" BOX MULTI.	5'H X 3'W X 1"C	L	FLOWERING TREE
	OLNEYA TESOTA	DESERT IRONWOOD	24" BOX MULTI.	4'H X 2.5'W	L	FLOWERING TREE

SHRUBS, GRASSES, & GROUNDCOVERS

SYMBOL	KEY	BOTANICAL NAME	COMMON NAME	SIZE	SPACING	WATER USE	DESCRIPTION
	AGA AME	AGAVE AMERICANA	CENTURY PLANT	5 GAL.	48" O.C.	L	SUCCULENT ACCENT
	BAC CEN	BACCHARIS 'CENTENNIAL'	COYOTE BUSH	5 GAL.	48" O.C.	L	EVERGREEN GROUNDCOVER
	BUL FRU	BULBINE FRUTESCENS	ORANGE BULBINE	5 GAL.	36" O.C.	L	FLOWERING SHRUB
	CAE MEX	CAESALPINIA MEXICANA	MEXICAN BIRD OF PARADISE	5 GAL.	36" O.C.	L	FLOWERING SHRUB
	ENC FAR	ENCELIA FARINOSA	BRITTLEBUSH	5 GAL.	36" O.C.	L	FLOWERING SHRUB
	ECH GRU	ECHINOCACTUS GRUSONII	GOLDEN BARREL CACTUS	5 GAL.	36" O.C.	L	SUCCULENT ACCENT
	FOU SPL	FOUQUIERIA SPLENDENS	OCOTILLO	5 GAL.	48" O.C.	L	UPRIGHT ACCENT
	HES PAR	HESPERALOE PARVIFLORA	RED YUCCA	5 GAL.	36" O.C.	L	UPRIGHT ACCENT
	LEU LL	LEUCOPHYLLUM LANGMANIAE 'LYNN'S LEGACY'	TEXAS SAGE	5 GAL.	48" O.C.	L	FLOWERING SHRUB
	LAR TRI	LARREA TRIDENTATA	CREOSOTE BUSH	5 GAL.	36" O.C.	L	FLOWERING SHRUB

WATER USE KEY:
VL = VERY LOW WATER USE, L = LOW WATER USE, M = MODERATE WATER USE, H = HIGH WATER USE. WATER USE STATED IS PER 'WATER USE CLASSIFICATION OF LANDSCAPE SPECIES' (ALSO REFERRED TO AS WUCOLS IV) FOR THE CITY OF PAM

LEGEND

1. PROPERTY LINE
2. ENHANCED PAVING AT THE PATIO
3. SIDEWALK
4. DROUGHT TOLERANT LANDSCAPE WITH DG GROUNDCOVER
5. SHADE STRUCTURES
6. TRASH ENCLOSURE
7. TRANSFORMER
8. UTILITY YARD
9. ENTRANCE / EXIT
10. EV CHARGING STATION
11. BIKE PARKING
12. PRIVACY FENCE PER ARCHITECTURE PLAN

1"=20'-0"

0 10' 20' 40' 80'

NORTH

ROVE

SCHEME: Preliminary Planting Plan

Rove Palm Desert
DINAH SHORE DR. & MONTEREY AVE., PALM DESERT, CA 92211

RLA

WARE MALCOMB

IRV24-0017-00
10.04.2024

SHEET
L1.1

TREES

CERCIDIUM 'DESERT MUSEUM' / PALO VERDE



OLNEYA TESOTA / DESERT IRONWOOD

SHRUBS

AGAVE AMERICANA / CENTURY PLANT

BACCHARIS 'CENTENNIAL' / COYOTE BUSH

BULBINE FRUTESCENS / ORANGE BULBINE

CAESALPINIA MEXICANA / MEXICAN BIRD OF PARADISE



ENCELIA FARINOSA / BRITTLEBUSH

ECHINOCACTUS GRUSONII / GOLDEN BARREL CACTUS

FOUQUIERIA SPLENDENS / OCOTILLO

HESPERALOE PARVIFLORA / RED YUCCA

LEUCOPHYLLUM L. 'LYNN'S LEGACY' / TEXAS SAGE

LARREA TRIDENTATA / CREOSOTE BUSH

ROVE

SCHEME: Plant Material Imagery

Rove Palm Desert
DINAH SHORE DR. & MONTEREY AVE., PALM DESERT, CA 92211

RLA

WARE MALCOMB

IRV24-0017-00
10.04.2024

SHEET
L2.1

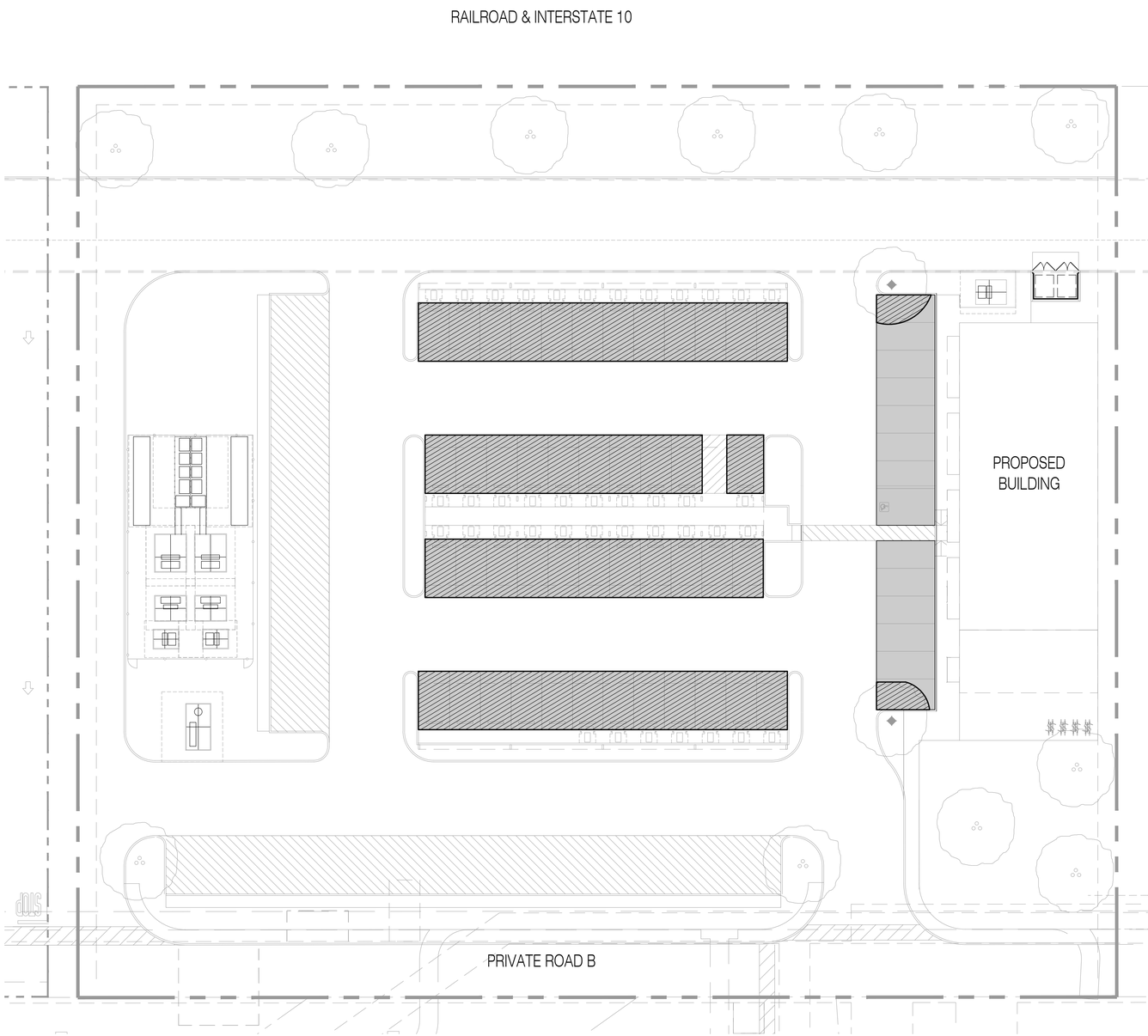

LANDSCAPE CALCULATIONS

GROSS LOT AREA: 100,145 S.F.
GROSS BUILDING AREA: 4,500 S.F.
PROPOSED LANDSCAPE AREA: 24,086 S.F.
OVERALL LANDSCAPE COVERAGE: 24%
REQUIRED MINIMUM PARKING AREA TO BE LANDSCAPED: 15% (OR 1,622 S.F.)
PROVIDED PARKING AREA TO BE LANDSCAPED: 19% (OR 2,110 S.F.)

PARKING STALL SHADE CALCULATION

TOTAL PARKING STALL AREA	= 10,814 S.F. (.25 AC)
REQUIRED % OF PARKING STALL AREA TO BE SHADED.	= 50% (OR 5,407 S.F.) (.12 AC)
PROVIDED SQUARE FOOTAGE OF PARKING STALL AREA TO BE SHADED.	=8,859 SF. (.20 AC)
PROVIDE % OF PARKING STALL AREA SHADED BY TREE AND SHADE STRUCTURE.	$\frac{8,859 \text{ S.F.}}{10,814 \text{ S.F.}}$ **= 82%**

SHADE AND PAVING LEGEND

SHADE PROVIDED BY SHADE STRUCTURE AND TREES AT 10 YEARS GROWTH

PLANT SCHEDULE

TREES

SYMBOL	BOTANICAL NAME	COMMON NAME	SIZE / FORM	HT. X SPRD. X CAL. (MIN)	WATER USE	DESCRIPTION
	CERCIDIUM 'DESERT MUSEUM'	PALO VERDE	24" BOX MULTI.	5'H X 3'W X 1"C	L	FLOWERING TREE
	OLNEYA TESOTA	DESERT IRONWOOD	24" BOX MULTI.	4'H X 2.5'W	L	FLOWERING TREE

1"=20'-0"

0 10' 20' 40' 80'

NORTH

ROVE

SCHEME: Shade Plan

Rove Palm Desert
DINAH SHORE DR. & MONTEREY AVE., PALM DESERT, CA 92211

RLA

WARE MALCOMB

IRV24-0017-00
10.04.2024

SHEET
L3.1

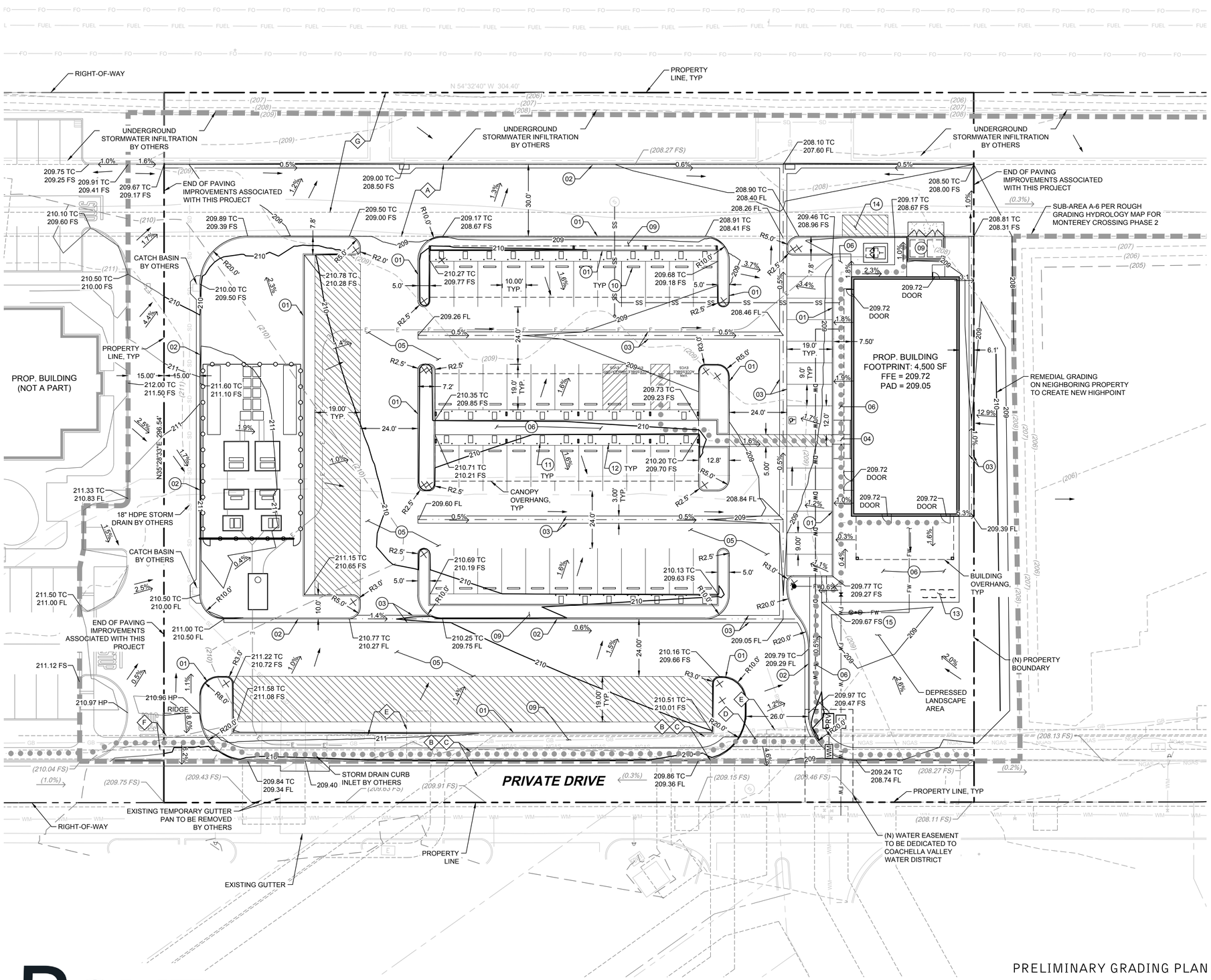

LEGEND:

- PROPERTY LINE
- 290 — PROPOSED 5' CONTOUR
- 289 — PROPOSED 1' CONTOUR
- 300 — EXISTING 5' CONTOUR
- 299 — EXISTING 1' CONTOUR
- PROPOSED SWALE
- ACCESSIBLE PATH OF TRAVEL
- DRAINAGE SUB-AREA BOUNDARY
- XX.XX — PROPOSED SPOT ELEVATION (AT FLOWLINE UNLESS OTHERWISE INDICATED)
- X.XX% — PROPOSED SLOPE AND DIRECTION

PRELIMINARY EARTHWORK TOTALS

80	CUT
1,420 CY	FILL
1,340 CY	NET (IMPORT)

EARTHWORK QUANTITIES ARE BASED ON RAW QUANTITY NUMBERS ONLY AND DO NOT ACCOUNT FOR SHRINKAGE AND/OR SWELL, REMEDIAL GRADING, UTILITY TRENCHING AND OVEREXCAVATION.

ABBREVIATIONS

HP	HIGH POINT
LP	LOW POINT
ME	MATCH EXISTING
DOOR	ELEVATION AT DOOR
FFE	FINISHED FLOOR ELEVATION
FG	FINISHED GRADE
FL	FLOWLINE
FS	FINISHED SURFACE
GB	GRADE BREAK
RIM	RIM ELEVATION
RL	RIDGE LINE
TC	TOP OF CURB
TG	TOP OF GRADE

CONSTRUCTION NOTES

01. CONCRETE VERTICAL CURB
02. CONCRETE CURB & GUTTER
03. CONCRETE VALLEY GUTTER
04. CURB RAMP
05. VEHICULAR AC PAVING
06. PEDESTRIAN CONCRETE PAVING
07. CONCRETE DRIVEWAY
08. LANDSCAPING
09. TRASH ENCLOSURE
10. WHEELSTOPS
11. ELECTRIC VEHICLE CHARGER
12. BOLLARD
13. BICYCLE PARKING
14. LOADING ZONE FOR MARKET SUPPLIER
15. SIDEWALK CULVERT (OVERFLOW)

NOTES:
1. SEE ARCHITECTURAL SITE PLAN FOR TRUCK TURNING TEMPLATES.
2. FOR FULL EASEMENT DESCRIPTIONS AND ADDITIONAL INFORMATION REGARDING PROPERTY BOUNDARIES SEE SHEET 2.

A — EASEMENT IDENTIFIER, SEE SHEET 2

REGISTERED PROFESSIONAL ENGINEER LUCAS A. CORSER No. 72588 CIVIL STATE OF CALIFORNIA

0 10 20 40
SCALE: 1" = 20'

NORTH

NOT FOR CONSTRUCTION

\\wma-arch.com\WM\RV24\001700\Civil\CAD\Sheets\Preliminary\RV24-0017_Preliminary Grading Plan.dwg 10/28/2024 NRAMOS 1:2.5849

ROVE

PRELIMINARY GRADING PLAN

ROVE_PALM DESERT

DINAH SHORE DR. & MONTEREY AVE., PALM DESERT, CA 92211

WARE MALCOMB

SHEET 1

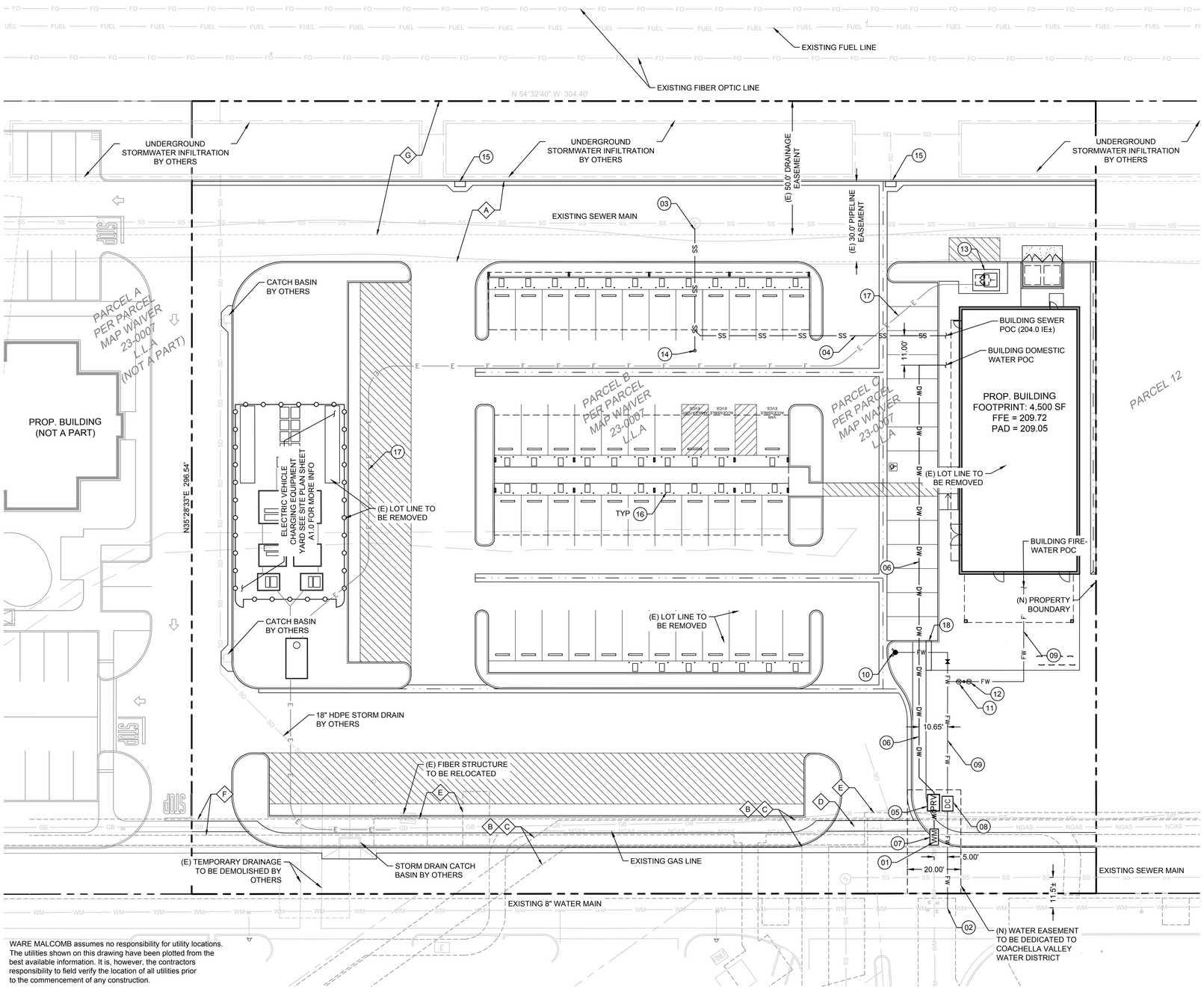

WARE MALCOMB assumes no responsibility for utility locations. The utilities shown on this drawing have been plotted from the best available information. It is, however, the contractors responsibility to field verify the location of all utilities prior to the commencement of any construction.

LEGEND:

	PROPERTY LINE		EXISTING WATER VALVE
	EXISTING EASEMENT		PROPOSED WATER VALVE
SD	EXISTING STORM DRAIN		EXISTING FIRE HYDRANT
	PROPOSED STORM DRAIN		PROPOSED FIRE HYDRANT
WM	EXISTING WATER		EXISTING LIGHT POLE
DW	PROPOSED DOMESTIC WATER		
FW	PROPOSED FIRE WATER		
SS	EXISTING SEWER		
SS	PROPOSED SEWER		
E	EXISTING UNDERGROUND ELECTRICAL		
OH	EXISTING OVERHEAD ELECTRICAL		
NGAS	EXISTING GAS		

CONSTRUCTION NOTES

01. DOMESTIC WATER SERVICE CONNECTION. CONNECT TO EXISTING WATER STUB
02. FIRE WATER SERVICE CONNECTION. CONNECT TO EXISTING WATER MAIN
03. CONNECT TO (E) SEWER MANHOLE
04. 6" SDR 35 PVC SEWER PIPE, S=0.021 MIN.
05. 2" REDUCED PRESSURE BACKFLOW ASSEMBLY
06. 2" PVC SCH 40 WATER PIPE
07. WATER METER
08. 10" REDUCED PRESSURE DETECTOR ASSEMBLY
09. 6" PVC FIRE-WATER LATERAL
10. FIRE HYDRANT
11. FIRE DEPARTMENT CONNECTION
12. POST INDICATOR VALVE
13. ELECTRICAL TRANSFORMER BY OTHERS
14. 6" SEWER CLEANOUT
15. DROP INLET CATCH BASIN. CONNECT TO STUB PROVIDED BY OTHERS.
16. ELECTRIC VEHICLE CHARGER
17. ELECTRIC CONDUIT BY OTHERS
18. SIDEWALK CULVERT (OVERFLOW)

EASEMENT NOTES

A	PIPELINE EASEMENT DEDICATED TO COACHELLA VALLEY WATER DISTRICT RECORDED ON DECEMBER 12, 2013 PER 2013-0577940 OF OFFICIAL RECORDS. **EASEMENT TO REMAIN.**
B	PUBLIC UTILITY EASEMENT DEDICATED TO SOUTHERN CALIFORNIA GAS COMPANY RECORDED ON JULY 28,2021 PER 2021-0449357 OF OFFICIAL RECORDS. **EASEMENT TO REMAIN.**
C	PUBLIC UTILITY EASEMENT DEDICATED TO SOUTHERN CALIFORNIA GAS COMPANY RECORDED ON JULY 28,2021 PER 2021-0449363 OF OFFICIAL RECORDS. **EASEMENT TO REMAIN.**
D	PIPELINE EASEMENT DEDICATED TO COACHELLA VALLEY WATER DISTRICT RECORDED ON MAY 21, 2021 PER 2021-0314477 OF OFFICIAL RECORDS. **EASEMENT TO REMAIN.**
E	DOMESTIC & SANITATION EASEMENT DEDICATED TO COACHELLA VALLEY WATER DISTRICT RECORDED ON JUNE 21, 2019 PER PARCEL MAP NO. 37157 BOOK 247, PAGES 1 THROUGH 7 OF PARCEL MAPS. **EASEMENT TO REMAIN.**
F	ELECTRICAL EASEMENT DEDICATED TO SOUTHERN CALIFORNIA EDISON COMPANY RECORDED ON FEBRUARY 22, 2021 PER 2021-0113140 OF OFFICIAL RECORDS. **EASEMENT TO REMAIN.**
G	DRAINAGE EASEMENT DEDICATED TO CITY OF PALM DESERT RECORDED ON MARCH 18, 2015 PER 2015-0108086 OF OFFICIAL RECORDS. **EASEMENT TO REMAIN.**

0 10 20 40
SCALE: 1" = 20'

NORTH

NOT FOR CONSTRUCTION

\\wma-arch.com\WM\RV24\0017\00\Civil\CAD\Sheets\Preliminary\RV24-0017_Preliminary Utility Plan.dwg 10/28/2024 NRAMOS 1:2.5849

ROVE

PRELIMINARY UTILITY PLAN

ROVE_PALM DESERT

DINAH SHORE DR. & MONTEREY AVE., PALM DESERT, CA 92211

WARE MALCOMB

SHEET
2

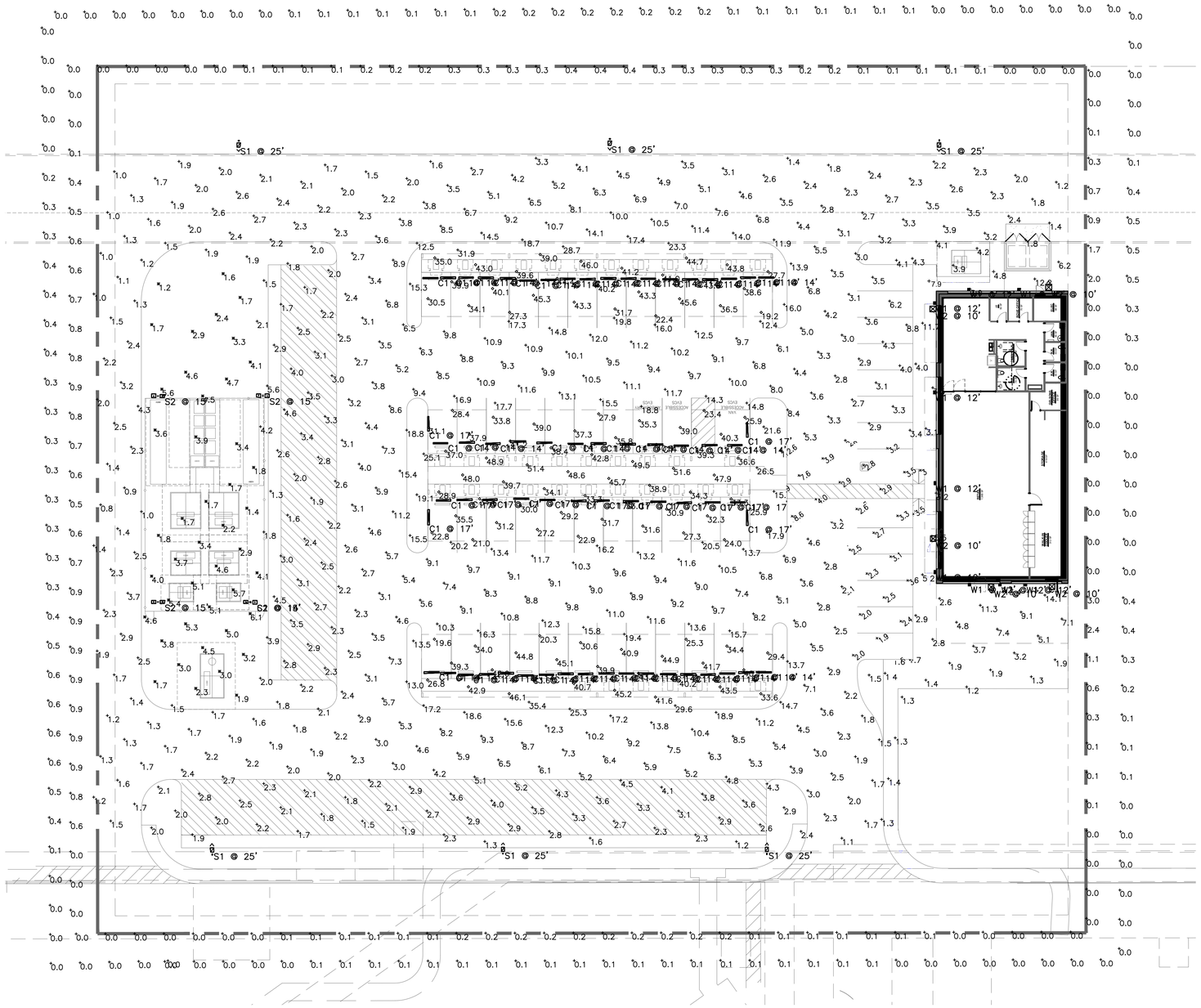

Statistics						
Description	Symbol	Avg	Max	Min	Max/Min	Avg/Min
10FT BEYOND PROPERTY LINE	+	0.1 fc	0.6 fc	0.0 fc	N/A	N/A
Equipment Area	✕	3.4 fc	6.1 fc	1.2 fc	5.1:1	2.8:1
EV Charging Canopy 1	◇	37.8 fc	46.1 fc	19.6 fc	2.4:1	1.9:1
EV Charging Canopy 2	◇	35.5 fc	51.6 fc	21.0 fc	2.5:1	1.7:1
EV Charging Canopy 3	◇	38.0 fc	46.0 fc	19.2 fc	2.4:1	2.0:1
PROPERTY LINE	+	0.3 fc	3.0 fc	0.0 fc	N/A	N/A
Retail Exterior	+	5.0 fc	15.5 fc	1.2 fc	12.9:1	4.2:1
Site	+	5.7 fc	35.4 fc	0.8 fc	44.3:1	7.1:1

Schedule					
Symbol	Label	QTY	Manufacturer	Catalog	Description
	C1	64	Targetti Lighting	3FLD L5 B 11 830 D0 MS	3FL 5FT B 110LM 840 D0-10V
	S1	6	Lithonia Lighting	DSX1 LED P5 30K 70CRI BLC4	D-Series Size 1 Area Luminaire P5 Performance Package 3000K CCT 70 CRI Type 4 Extreme Backlight Control
	S2	4	Lithonia Lighting	DSX0 LED P1 30K 70CRI T3LG	D-Series Size 0 Area Luminaire P1 Performance Package 3000K CCT 70 CRI Type 3 Low G Rating
	W1	9	Lithonia Lighting	WDGE2 LED P2 30K 70CRI TFTM	WDGE2 LED WITH P2 – PERFORMANCE PACKAGE, 3000K, 70CRI, TYPE FORWARD THROW MEDIUM OPTIC
	W2	5	Lithonia Lighting	WST LED P2 30K VF MVOLT	WST LED, Performance package 2, 3000 K, visual comfort forward throw, MVOLT

Schedule					
Symbol	Label	Lamp	Filename	LLF	Input Power
	C1	LED 3000K	3FLDL5B11840D0.IES	0.9	83
	S1	LED 3000K B0 U0 G3	DSX1_LED_P5_30K_70CRI_BLC4.ies	0.9	138.16
	S2	LED 3000K B1 U0 G1	DSX0_LED_P1_30K_70CRI_T3LG.ies	0.9	66.42
	W1	LED 3000K B1 U0 G1 (under 6200 lumens & 40w)	WDGE2_LED_P2_30K_70CRI_TFTM.ies	0.9	18.9815
	W2		WST LED P2 30K VF MVOLT.ies	0.9	25

1"=20'-0"

0 15 30 60 150

NORTH

ROVE

SITE PHOTOMETRIC PLAN

Rove Palm Desert

DINAH SHORE DR. & MONTEREY AVE., PALM DESERT, CA 92211

RPM ENGINEERS, INC.

WARE MALCOMB

IRV24-0017-00
06.14.2024

RPM #24-001Z

SHEET
FC-1
09/04/24

TYPE: W1

WDGE2 LED

Architectural Wall Sconce
Visual Comfort Optic

Catalog Number
Notes
Type

Hit the Tab key or mouse over the page to see all interactive elements.

Specifications

Depth (D1): 7"
Depth (D2): 1.5"
Height: 9"
Width: 11.5"
Weight: 13.5 lbs
(without options)

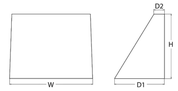

Introduction

The WDGE LED family is designed to meet specifier's every wall-mounted lighting need in a widely accepted shape that blends with any architecture. The clean rectilinear design comes in four sizes with lumen packages ranging from 1,200 to 25,000 lumens, providing a true site-wide solution. Embedded with nLight® AIR wireless controls, the WDGE family provides additional energy savings and code compliance.

WDGE2 delivers up to 6,000 lumens with a soft, non-pixelated light source, creating a visually comfortable environment. When combined with multiple integrated emergency battery backup options, including an 18W cold temperature option, the WDGE2 becomes the ideal wall-mounted lighting solution for pedestrian scale applications in any environment.

design select — Items marked by a shaded background qualify for the Design Select program and ship in 15 days or less. To learn more about Design Select, visit www.acuitybrands.com/designselect.
*See ordering tree for details

WDGE LED Family Overview

Luminaire	Optics	Standard EU, 0°C	Cold EU, -20°C	Sensor	Approximate Lumens (4000K, 80CRI) P0	P1	P2	P3	P4	P5	P6
WDGE1 LED	Visual Comfort	4W		--	750	1,200	2,000	--	--	--	--
WDGE2 LED	Visual Comfort	10W	18W	Standalone / nLight	--	1,200	2,000	3,000	4,500	6,000	--
WDGE2 LED	Precision Refractive	10W	18W	Standalone / nLight	700	1,200	2,000	3,200	4,200	--	--
WDGE3 LED	Precision Refractive	15W	18W	Standalone / nLight	6,000	7,500	8,500	10,000	12,000	--	--
WDGE4 LED	Precision Refractive			Standalone / nLight	--	12,000	16,000	18,000	20,000	22,000	25,000

Ordering Information

EXAMPLE: WDGE2 LED P3 40K 80CRI VF MVOLT SRM DDBXD

Series	Package	Color Temperature	CRI	Distribution	Voltage	Mounting
WDGE2 LED	P1[1] P2[1] P3[1] P4[1] P5[1] — P1W P2W P3W Door with small window (UW) is required to accommodate sensors. See page 2 for more details.	27K 270K; 30K 300K; 35K 350K; 40K 4000K; 50K[1] 5000K	80CRI 90CRI	VF Visual comfort forward throw; VW Visual comfort wide	MVOLT; 347[1]; 480[1]	Shipped included: SRM Surface mounting bracket; ICW Indirect Canopy/Ceiling Washer bracket (dry/damp locations only)[1]. Shipped separately: AWS 3/8inch Architectural wall spacer; PBBW Surface-mounted back box (top, left, right conduit entry). Use when there is no junction box available.

Options

E4WH	Emergency battery backup, Certified in CA Title 20 MAEDBS (4W, 0°C min)	**Standalone Sensors/Controls** (only available with P13W, P23W & P33W)		DDBXD	Dark bronze
E10WR	Emergency battery backup, Certified in CA Title 20 MAEDBS (10W, 0°C min)	PIR	Bi-level (100/15%) motion sensor for 8-15' mounting heights. Intended for use on switched circuits with external dusk to dawn switching.	DBLXD	Black
E20WC	Emergency battery backup, Certified in CA Title 20 MAEDBS (18W, -20°C min)	PIRH	Bi-level (100/15%) motion sensor for 15-30' mounting heights. Intended for use on switched circuits with external dusk to dawn switching	DNAXD	Natural aluminum
PE	Photocell, Button Type[1]	PIR1FC3V	Bi-level (100/15%) motion sensor for 8-15' mounting heights with photocell pre-programmed for dusk to dawn operation.	DWHXD	White
DS	Dual switching (comes with 2 drivers and 2 light engines; see page 3 for details)[1]	PIRH1FC3V	Bi-level (100/15%) motion sensor for 15-30' mounting heights with photocell pre-programmed for dusk to dawn operation.	DSSXD	Sandstone
DMG	0-10V dimming wires pulled outside fixture (for use with an external control, ordered separately)[1]	**Networked Sensors/Controls** (only available with P13W, P23W & P33W)		DDBTXD	Textured dark bronze
BCE	Bottom conduit entry for back box (PBBW). Total of 4 entry points.	NLTAIR2 PIR	Embedded wireless controls by nLight with Passive Infrared Occ sensor and on/off photocell for 8-15' mounting heights.	DBLBXD	Textured black
DSLE	Dual Switching (1 Driver, 2 Light Engines)	NLTAIR2 PIRH	Embedded wireless controls by nLight with Passive Infrared Occ sensor and on/off photocell for 15-30' mounting heights.	DNATXD	Textured natural aluminum
CCE	Coastal Construction	NLTAIRE2 PIR	Embedded wireless controls by nLight with UL924 listed emergency operation, Passive Infrared Occ sensor and on/off photocell for 8-15' mounting heights	DWHGXD	Textured white
		NLTAIRE2 PIRH	Embedded wireless controls by nLight with UL924 listed emergency operation, Passive Infrared Occ sensor and on/off photocell for 15-30' mounting heights.	DSSTXD	Textured sandstone
		See page 4 for out of box functionality			

LITHONIA LIGHTING — COMMERCIAL OUTDOOR — One Lithonia Way • Conyers, Georgia 30012 • Phone: 1-800-705-SERV (7378) • www.lithonia.com

WDGE2 LED
Rev. 05/30/24

TYPE: C1

3F Filippi

LINDA

Professional LED High Bay

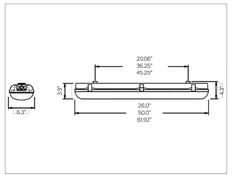

CONCEPT
Commercial linear LED vapor tight for use in applications in commercial, industrial, residential and food industry environments.

SOURCE
Linear LED board.

Optic The Engine is made up of Linear LED boards. High luminance diffuser is UV stabilized with Low glare, UGR<22, Photo-engraved interior and smooth outer surface. Opal Lens and internal reflector options standard / soft / narrow / wide.

Color Temp. 3000K / 3500K / 4000K / 5000K

CRI >80 (R9 <50%). Available on request >90.

Lifetime L80/B10 100,000hrs

ELECTRICAL CHARACTERISTICS
Halogen free electronic wiring 0-10V constant current LED Driver, 120~277V 50/60Hz. Class P in case of simple ON/OFF usage, leave 0-10V connection open. Low inrush current and total harmonic distortion (THD), high power factor and efficiency.

Driver EL– Integral Class I constant current output, SELV, power factor >0.97, Flicker <8%, 10v Integral 0-10V dimming driver class I constant current output, SELV, power factor >0.90, Flicker<8%

Voltage Universal 120-277V AC 50/60Hz

Relevant values based on Standard optic and 4000K LED.

Version		Delivered Lumens	Wattage	Efficiency	Max Ambient Temp
2ft	15	1512Lm	12W	130Lm/W	40°C
	25	2549Lm	19W	132Lm/W	40°C
	35	3594Lm	28W	126Lm/W	40°C
4ft	45	4606Lm	34W	137Lm/W	40°C
	60	6137Lm	46W	135Lm/W	40°C
	75	7668Lm	59W	130Lm/W	35°C
	90	9186Lm	74W	124Lm/W	30°C
5ft	95	9705Lm	69W	133Lm/W	35°C
	110	10826Lm	83W	131Lm/W	30°C

Performance results are referred to ambient temperatures of 77°F/25°C. CCT=4000K CRI=80 and tested in accordance with IESNA LM-79. Calculation for LED fixtures are according to IES LM-80 test procedure.

MECHANICAL CHARACTERISTICS

Housing Reinforced blend of polypropylene either (PPE) + high impact polystyrene (HIPS). Outdoor Suitability, flame retardant. Snug fit safety snap-lock clips for diffuser mounting in stainless steel, screwdriver opening. Possibility for technicians to access the interior of the luminaire. Luminaire cool to touch.

Materials Injection molded diffuser in self-extinguishing V2 polycarbonate. Photoengraved inner surface, UV stabilized, low glare, UGR<22 with smooth outer surface, temper-proof opening. Reflector unit comprised hot-galvanized steel, painted in white polyester. Rapid fix Stainless Steel clip fixing to the body with hinged opening, and mounting brackets.

Finish RAL 7035 neutral housing.

IP Rating IP66

IK Rating IK10

Fixture Weight 2ft = 3.8lbs / 4ft = 6.13lbs / 5ft = 7.06lbs

Operating Temp Operating Ambient Temp: -4 to +104°F (-20°C to +40°C)

Sensor Options Internal and External dual sensor, photocell and motion sensor. Consult factory for custom sensor options.

MOUNTING
Available mounting accessories for ceiling, wall and suspension mounting. Not suitable for installation completely exposed to weather conditions or on ropes/poles.

INSTALLATION
A certified electrician to install luminaire according to local building regulations. The compatibility with the use of any chemicals, which could compromise plastic material, must be evaluated.

WARRANTY
5 year limited warranty

CERTIFICATIONS
UL Listed.
HACCP Suitable product for food production plants (HACCP), IFS (Food Version 6), BRC (GSFS Food Version 7), Dry, dusty-indoor environments, subject to occasional water splashes.

SUSTAINABILITY
The luminaire is 90% recyclable. Carbon footprint available on request. Replaceable LED at other component available to promote sustainable fixture.

TYPES: S1 AND S2

SOLID STATE AREA LIGHTING

VALULUME SERIES-PLED

S P E C I F I C A T I O N S

PROJECT NAME:
FIXTURE TYPE:

VLL PLED

PATENT PENDING

OPTICAL HOUSING
Heavy cast low copper aluminum (A356 alloy; <0.2% copper) assembly with integral cooling fins. The Optical Panel mounting surface is milled flat (surface variance <± .003" over 12") to facilitate thermal transfer of heat to housing and cooling fins. Solid barrier wall separates optical and electrical compartments. The optical and electrical compartments are integrated to create one assembly. Minimum wall thickness is .188".

ELECTRICAL HOUSING w/ INTEGRATED ARM
Heavy cast low copper aluminum (A356 alloy; <0.2% copper) assembly with integral cooling ribs surrounding the electrical compartment and a flat surface on the top of the arm to accommodate a photocell receptacle. Solid barrier wall separates optical and electrical compartments. The optical compartment and electrical compartment with the integrated support arm combine to create one assembly. Minimum wall thickness is .188". Cast and hinged driver assembly cover is integrated with wiring compartment cover.

PLED® OPTICS
Emitters (LED's) are arrayed on a metal core PCB panel with each emitter located on a copper thermal transfer pad and enclosed by an LED refractor. LED optics completely seal each individual emitter to meet an IP66 rating. In asymmetric distributions, a micro-reflector inside the refractor re-directs the house side emitter output towards the street side and functions as a house side shielding element. Refractors are injection molded H12 acrylic. Each LED refractor is sealed to the PCB over an emitter and all refractors are retained by an aluminum frame. Any one Panel, or group of Panels in a luminaire, have the same optical pattern. LED refractors produce standard site/area distributions. Panels are field replaceable and field rotatable in 90° increments.

LED DRIVER(S)
Constant current electronic with a power factor of > 90 and a minimum operating temperature of -40°F/-40°C. Driver(s) is/are UL and cUL recognized and mounted directly against the Electrical Housing to facilitate thermal transfer, held down by universal clamps to facilitate easy removal. In-line terminal blocks facilitate wiring between the driver and optical arrays. Drivers accept an input of 120-277V, 50/60Hz or 347V-480V, 50,60Hz. (3 - 10V dimmable driver is standard. Driver has a minimum of 3KV internal surge protection. Luminaire supplied with 20KV surge protector for field accessible installation.)

LED EMITTERS
High output LED's are utilized with drive currents ranging from 350mA to 1050mA. 70CRI Minimum. LED's are available in standard Neutral White (4000K), or optional Cool White (5000K) or Warm White (3000K). Consult Factory for other LED options.

FINISH
Electrostatically applied TGIC Polyester Powder Coat on substrate prepared with 20 PSI power wash at 140°F. Four step media blast and iron phosphate pretreatment for protection and paint adhesion. 400°F bake for maximum hardness and durability.

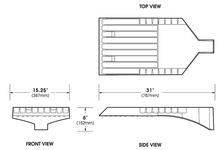

c UL us LISTED — MADE IN THE USA — 2021354

U.S. Architectural Lighting — 660 West Avenue O, Palmdale, CA 93551 — Phone (661) 226-8000 Fax (661) 226-8001 — www.usalitg.com — U.S. ARCHITECTURAL LIGHTING

1"=30'-0"
0 15 30 60 150

NORTH

ROVE

LIGHTING FIXTURE CUT SHEETS

Rove Palm Desert
DINAH SHORE DR. & MONTEREY AVE., PALM DESERT, CA 92211

RPM ENGINEERS, INC.

WARE MALCOMB

IRV24-0017-00
06.14.2024

SHEET
FC-2
09/04/24

RPM #24-001Z