



Monthly Investment Summary Report

July & August 2024

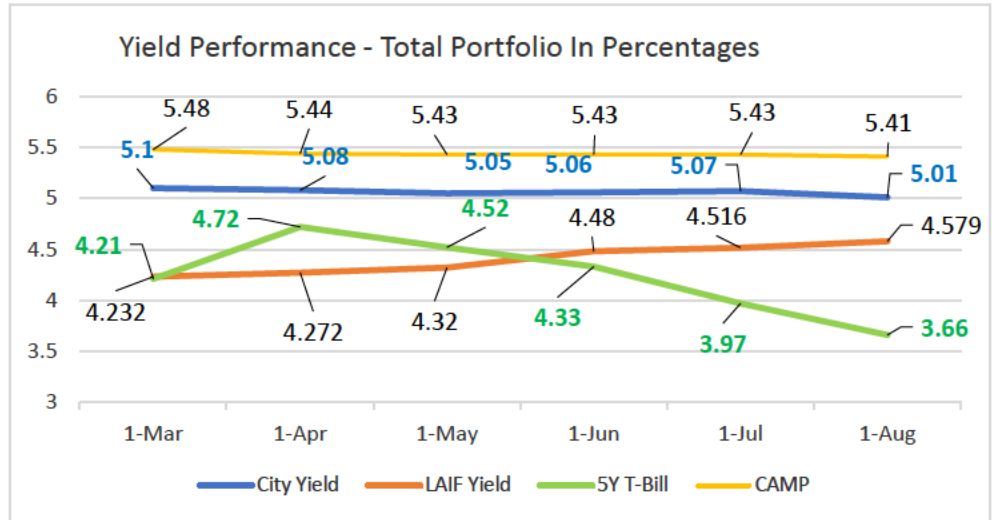
CITY OF PALM DESERT

OVERVIEW

This report summarizes the City's investment activities and Staff analysis for the 2 months ending August 31, 2024.

The City's performance (in blue) as decreased slightly to 5.01%, but without as much decline as the 5-year T-Bill benchmark (in green) which fell to 3.66%.

YIELD PERFORMANCE



ACTIVITY

Investment transactions were executed in accordance with the California State Government Code, the City's Investment Policy, and all bond indentures.


Key Highlights:

- For cash flow purposes, CAMP funds are transferred to cover expenditures.

INVESTMENT SUMMARY

\$ Millions						
Asset Class	Beginning Book Value 7/1/2024	Purchases & Deposits	Redemptions & Withdrawals	Ending Book Value 8/31/2024	% of Portfolio	
Federal Agency	\$ 25.59	\$ 2.10	\$ (2.65)	\$ 25.04	9.8%	
Medium-Term Note	16.63	3.17	-	19.80	7.8%	
US Treasury	19.90	-	(2.95)	16.95	6.7%	
Commercial Paper	4.60	1.02	-	5.62	2.2%	
CAMP Pool	190.78	1.68	(13.50)	178.96	70.3%	
LAIF Pool	0.94	-	-	0.94	0.4%	
County Pool	2.80	0.01	-	2.81	1.1%	
Money Market Funds	3.91	23.37	(22.92)	4.36	1.7%	
Investments						
Total	\$ 265.16	\$ 31.35	\$ (42.02)	\$ 254.49	100%	
Custodian ^	65.49	0.56	(2.72)	63.33		
Trustee ^	6.92	4.40	(3.66)	7.66		
Cash	2.78	58.37	(59.07)	2.08		
Cash & Cash w/Fiscal Agents						
Total	\$ 75.18	\$ 63.33	\$ (65.45)	\$ 73.07		
Total	\$ 340.34	\$ 94.68	\$ (107.47)	\$ 327.56		

^ = Restricted funds based upon bond indenture terms.



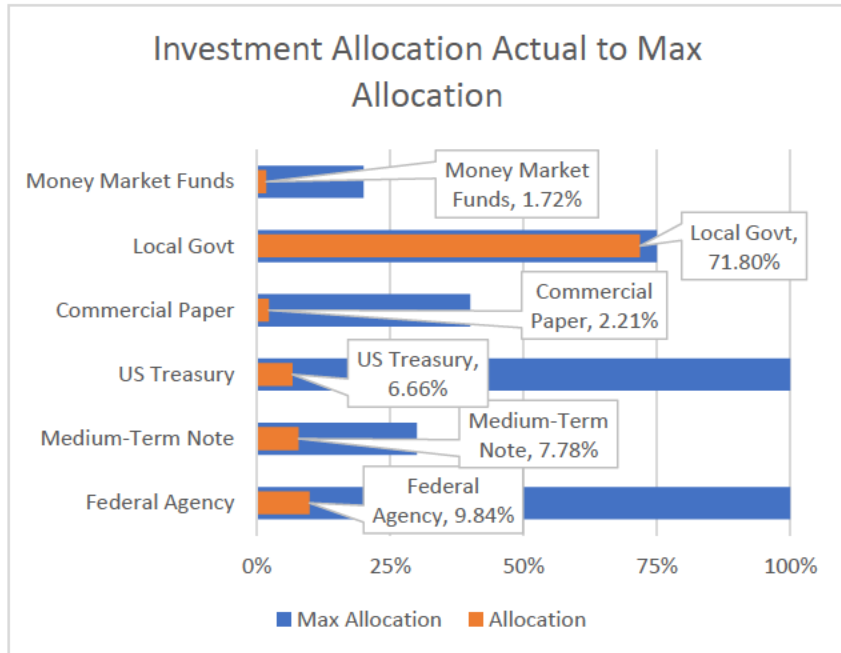
Monthly Investment Summary Report

July & August 2024

CITY OF PALM DESERT

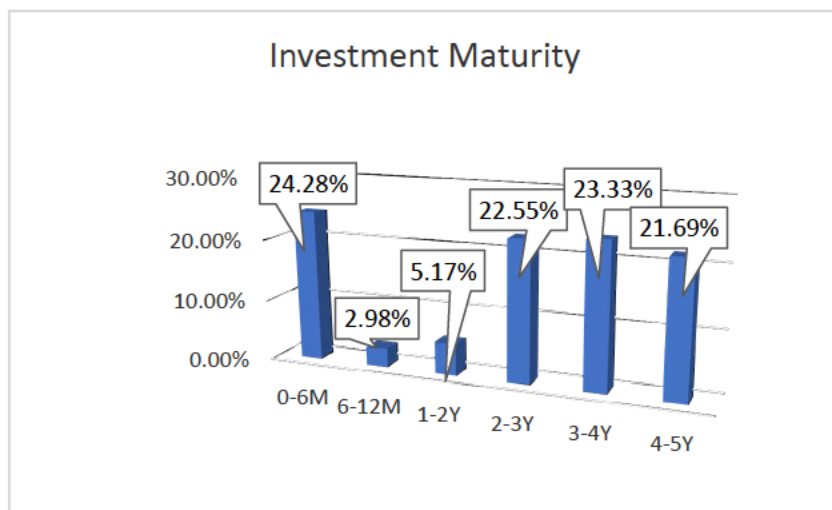
CURRENT ASSET ALLOCATION

The City continues to be in line with our current policy. We are still heavily invested in the Local Government Investment Pools to take advantage of the better performing short term investments, keeping our cash liquidity needs in mind while we continue to work on numerous Capital Projects.



MANAGED PORTFOLIO MATURITIES

The managed portfolio is continuing to balance the ladder of maturities over 0-5 years. PFM looks at the investments that are maturing in the 6-12 month range to determine if there is more potential gain in reallocating any of those assets before they fully mature. Following a more active investment strategy was the City directed.





Monthly Investment Summary Report

July & August 2024

CITY OF PALM DESERT

MONTHLY MARKET VALUE CHANGES

For the month of Aug, there was an overall increase of 2.491% compared to the prior month. This is a result of the PFM actions to diversify the City's portfolio.

Market Values	June	August	\$ Change	
Federal Agency	25,453,237.98	25,190,387.22	(262,850.76)	
Medium-Term Note	16,583,593.94	20,120,332.26	3,536,738.32	
US Treasury	19,966,617.08	17,279,614.36	(2,687,002.72)	
Commercial Paper	4,649,039.83	5,722,209.68	1,073,169.85	
Total	66,652,488.83	68,312,543.52	1,660,054.69	2.491%

This investment portfolio is in compliance with the provisions of California Government Code Section 53601 and the City of Palm Desert investment policy. Barring unforeseen events, it has sufficient cash to fund city expenditures for the next six months. US Bank Custody Services has provided market value prices for all corporate securities. All balances are bank balances. The "% of Portfolio" calculation on the Portfolio Summary page omits demand deposits.

Signed by:

Veronica Chavez

 Veronica Chavez, Finance Director



Managed Account Summary Statement

For the Month Ending July 31, 2024

CITY OF PALM DESERT - [REDACTED]

Transaction Summary - Managed Account

Opening Market Value	\$66,652,488.83
Maturities/Calls	(1,010,922.44)
Principal Dispositions	(5,978,028.24)
Principal Acquisitions	6,202,414.97
Unsettled Trades	754,990.40
Change in Current Value	654,818.08
Closing Market Value	\$67,275,761.60

Cash Transactions Summary - Managed Account

Maturities/Calls	1,002,000.00
Sale Proceeds	6,015,632.27
Coupon/Interest/Dividend Income	141,204.44
Principal Payments	10,922.44
Security Purchases	(6,238,634.75)
Net Cash Contribution	0.00
Reconciling Transactions	0.00

Earnings Reconciliation (Cash Basis) - Managed Account

Interest/Dividends/Coupons Received	180,808.47
Less Purchased Interest Related to Interest/Coupons	(36,219.78)
Plus Net Realized Gains/Losses	45,700.09
Total Cash Basis Earnings	\$190,288.78

Cash Balance

Closing Cash Balance	\$1,182,873.90
-----------------------------	-----------------------

Earnings Reconciliation (Accrual Basis)

	Total
Ending Amortized Value of Securities	67,024,073.71
Ending Accrued Interest	372,071.88
Plus Proceeds from Sales	6,015,632.27
Plus Proceeds of Maturities/Calls/Principal Payments	1,012,922.44
Plus Coupons/Dividends Received	141,204.44
Less Cost of New Purchases	(6,993,625.15)
Less Beginning Amortized Value of Securities	(66,988,952.54)
Less Beginning Accrued Interest	(335,274.15)
Total Accrual Basis Earnings	\$248,052.90



Managed Account Issuer Summary

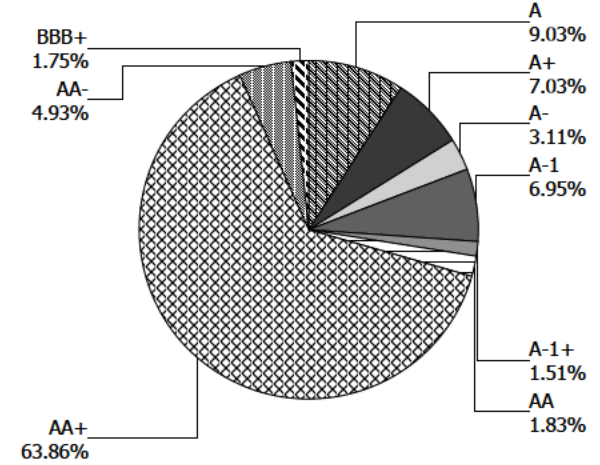
For the Month Ending July 31, 2024

CITY OF PALM DESERT -

Issuer Summary

Issuer	Market Value of Holdings	Percent
AIR PRODUCTS & CHEMICALS	404,270.80	0.60
AMERICAN EXPRESS CO	270,391.36	0.40
AMERICAN HONDA FINANCE	186,394.72	0.28
ANALOG DEVICES INC	242,864.25	0.36
ANZ BANKING GROUP LTD	394,458.09	0.59
ASTRAZENECA PLC	251,234.75	0.37
BANK OF AMERICA CO	506,991.50	0.75
BLACKROCK INC	1,012,237.06	1.50
BMW FINANCIAL SERVICES NA LLC	503,182.50	0.75
BP PLC	339,719.15	0.50
BRISTOL-MYERS SQUIBB CO	505,077.25	0.75
CATERPILLAR INC	496,864.41	0.74
CISCO SYSTEMS INC	330,665.73	0.49
CITIGROUP INC	1,008,225.02	1.50
CUMMINS INC	508,512.50	0.76
DEERE & COMPANY	507,432.50	0.75
FEDERAL FARM CREDIT BANKS	4,905,520.00	7.29
FEDERAL HOME LOAN BANKS	2,965,647.00	4.41
FREDDIE MAC	16,598,929.97	24.67
GOLDMAN SACHS GROUP INC	470,550.47	0.70
HOME DEPOT INC	506,492.50	0.75
HONEYWELL INTERNATIONAL	321,175.04	0.48
HORMEL FOODS CORP	502,909.00	0.75
ING GROEP NV	671,516.46	1.00
JP MORGAN CHASE & CO	815,221.17	1.21
LOCKHEED MARTIN CORP	250,149.50	0.37
MERCEDES-BENZ GROUP AG	253,964.00	0.38
MITSUBISHI UFJ FINANCIAL GROUP INC	1,007,521.84	1.50
MORGAN STANLEY	1,008,326.00	1.50
NATIONAL AUSTRALIA BANK LTD	1,013,027.00	1.51
NATIONAL RURAL UTILITIES CO FINANCE CORP	255,445.50	0.38
NATIXIS NY BRANCH	1,010,613.34	1.50

Credit Quality (S&P Ratings)





Managed Account Issuer Summary

For the Month Ending July 31, 2024

CITY OF PALM DESERT - [REDACTED]

Issuer	Market Value of Holdings	Percent
NESTLE SA	327,539.55	0.49
NIKE INC	239,397.50	0.36
PACCAR FINANCIAL CORP	265,859.13	0.40
PNC FINANCIAL SERVICES GROUP	332,405.15	0.49
PROCTER & GAMBLE CO	1,016,276.10	1.51
RABOBANK NEDERLAND	504,417.50	0.75
ROCHE HOLDINGS INC	507,537.00	0.75
STATE STREET CORPORATION	994,177.25	1.48
THE BANK OF NEW YORK MELLON CORPORATION	504,616.57	0.75
TOYOTA MOTOR CORP	284,669.86	0.42
UNITED PARCEL SERVICE INC	238,927.25	0.36
UNITED STATES TREASURY	18,498,349.95	27.50
UNITEDHEALTH GROUP INC	1,983,674.00	2.95
USAA CAPITAL CORP	722,813.37	1.07
WELLS FARGO & COMPANY	829,571.04	1.23
Total	\$67,275,761.60	100.00%



Managed Account Detail of Securities Held

For the Month Ending **July 31, 2024**

CITY OF PALM DESERT - [REDACTED]

Security Type/Description Dated Date/Coupon/Maturity	CUSIP	Par	S&P Rating	Moody's Rating	Trade Date	Settle Date	Original Cost	YTM at Cost	Accrued Interest	Amortized Cost	Market Value
U.S. Treasury Bond / Note											
US TREASURY NOTES DTD 12/31/2020 0.375% 12/31/2025	91282CBC4	900,000.00	AA+	Aaa	03/15/24	03/18/24	832,675.78	4.80	293.48	846,697.36	849,234.42
US TREASURY N/B NOTES DTD 01/31/2024 4.250% 01/31/2026	91282CJV4	850,000.00	AA+	Aaa	03/14/24	03/15/24	842,894.53	4.72	98.17	844,288.38	847,343.75
US TREASURY NOTES DTD 06/15/2023 4.125% 06/15/2026	91282CHH7	1,000,000.00	AA+	Aaa	10/17/23	10/20/23	977,929.69	5.02	5,297.13	984,443.73	996,562.50
US TREASURY NOTES DTD 07/15/2023 4.500% 07/15/2026	91282CHM6	1,000,000.00	AA+	Aaa	10/13/23	10/16/23	990,937.50	4.85	2,078.80	993,557.76	1,003,906.20
US TREASURY NOTES DTD 08/15/2023 4.375% 08/15/2026	91282CHU8	1,000,000.00	AA+	Aaa	10/11/23	10/12/23	989,140.63	4.79	20,192.31	992,216.41	1,002,031.20
US TREASURY NOTES DTD 09/15/2023 4.625% 09/15/2026	91282CHY0	1,250,000.00	AA+	Aaa	12/07/23	12/08/23	1,259,228.52	4.34	21,836.79	1,257,169.70	1,259,570.25
US TREASURY N/B NOTES DTD 11/15/2023 4.625% 11/15/2026	91282CJK8	1,250,000.00	AA+	Aaa	12/07/23	12/08/23	1,260,302.73	4.32	12,253.74	1,258,136.80	1,261,523.50
US TREASURY NOTES DTD 11/30/2021 1.250% 11/30/2026	91282CDK4	1,300,000.00	AA+	Aaa	01/25/24	01/26/24	1,199,910.16	4.15	2,752.73	1,218,020.74	1,215,906.25
US TREASURY NOTES DTD 12/31/2019 1.750% 12/31/2026	912828YX2	1,100,000.00	AA+	Aaa	01/30/24	01/31/24	1,030,003.91	4.09	1,673.91	1,042,031.41	1,039,500.00
US TREASURY NOTES DTD 01/31/2020 1.500% 01/31/2027	912828Z78	1,100,000.00	AA+	Aaa	01/30/24	01/31/24	1,020,292.97	4.09	44.84	1,033,601.72	1,031,593.75
US TREASURY NOTES DTD 07/31/2022 2.750% 07/31/2027	91282CFB2	735,000.00	AA+	Aaa	10/11/23	10/12/23	685,818.16	4.69	54.93	696,235.64	707,667.19
US TREASURY NOTES DTD 08/31/2020 0.500% 08/31/2027	91282CAH4	1,100,000.00	AA+	Aaa	01/30/24	01/31/24	971,480.47	4.04	2,301.63	989,461.41	987,593.75
US TREASURY NOTES DTD 08/31/2022 3.125% 08/31/2027	91282CFH9	1,400,000.00	AA+	Aaa	07/01/24	07/02/24	1,340,609.38	4.58	18,308.42	1,342,151.99	1,362,375.00
US TREASURY NOTES DTD 09/30/2020 0.375% 09/30/2027	91282CAL5	1,000,000.00	AA+	Aaa	11/22/23	11/24/23	855,703.13	4.50	1,260.25	881,463.10	891,875.00



Managed Account Detail of Securities Held

For the Month Ending **July 31, 2024**

CITY OF PALM DESERT - [REDACTED]												
Security Type/Description	Dated Date/Coupon/Maturity	CUSIP	Par	S&P Rating	Moody's Rating	Trade Date	Settle Date	Original Cost	YTM at Cost	Accrued Interest	Amortized Cost	Market Value
U.S. Treasury Bond / Note												
US TREASURY NOTES DTD 10/31/2022 4.125% 10/31/2027		91282CFU0	1,000,000.00	AA+	Aaa	10/13/23	10/16/23	978,320.31	4.72	10,424.59	982,579.87	1,002,500.00
US TREASURY NOTES DTD 11/30/2020 0.625% 11/30/2027		91282CAY7	225,000.00	AA+	Aaa	11/22/23	11/24/23	193,420.90	4.48	238.22	198,824.00	201,304.69
US TREASURY NOTES DTD 12/31/2020 0.625% 12/31/2027		91282CBB6	1,400,000.00	AA+	Aaa	01/25/24	01/26/24	1,226,421.88	4.07	760.87	1,249,162.43	1,249,500.00
US TREASURY NOTES DTD 01/31/2021 0.750% 01/31/2028		91282CBJ9	1,100,000.00	AA+	Aaa	01/30/24	01/31/24	968,472.66	4.02	22.42	984,947.34	983,812.50
US TREASURY NOTES DTD 02/28/2021 1.125% 02/29/2028		91282CBP5	500,000.00	AA+	Aaa	01/30/24	01/31/24	446,132.81	4.01	2,353.94	452,748.71	452,187.50
US TREASURY NOTES DTD 09/30/2021 1.250% 09/30/2028		91282CCY5	170,000.00	AA+	Aaa	12/07/23	12/08/23	148,557.42	4.17	714.14	151,448.14	152,362.50
Security Type Sub-Total			19,380,000.00					18,218,253.54	4.43	102,961.31	18,399,186.64	18,498,349.95
Federal Agency Mortgage-Backed Security												
FHMS K521 AS DTD 05/16/2024 5.856% 03/25/2029		3137HCTM4	649,891.81	AA+	Aaa	05/08/24	05/16/24	649,891.81	5.85	740.06	649,891.81	649,319.27
Security Type Sub-Total			649,891.81					649,891.81	5.85	740.06	649,891.81	649,319.27
Federal Agency Commercial Mortgage-Backed Security												
FHMS K070 A2 DTD 12/12/2017 3.303% 11/01/2027		3137FCJK1	350,000.00	AA+	Aaa	07/01/24	07/05/24	332,541.02	4.93	963.38	332,929.32	337,192.61
FHMS K505 A2 DTD 07/01/2023 4.819% 06/01/2028		3137HACX2	660,000.00	AA+	Aaa	03/15/24	03/20/24	659,561.72	4.84	2,650.45	659,600.01	665,861.60
FHMS KJ46 A1 DTD 07/01/2023 4.777% 06/01/2028		3137HAD45	665,442.63	AA+	Aaa	04/02/24	04/05/24	659,983.93	5.00	2,649.02	660,408.26	668,948.34
FHMS K083 A1 DTD 11/01/2018 3.944% 07/01/2028		3137FJJV2	464,342.37	AA+	Aaa	04/26/24	04/30/24	450,738.59	4.72	1,526.14	451,489.46	456,595.87



Managed Account Detail of Securities Held

For the Month Ending **July 31, 2024**

CITY OF PALM DESERT - [REDACTED]											
Security Type/Description			S&P	Moody's	Trade	Settle	Original	YTM	Accrued	Amortized	Market
Dated Date/Coupon/Maturity	CUSIP	Par	Rating	Rating	Date	Date	Cost	at Cost	Interest	Cost	Value
Federal Agency Commercial Mortgage-Backed Security											
FHMS K508 A2 DTD 10/01/2023 4.740% 08/01/2028	3137HAQ74	630,000.00	AA+	Aaa	06/11/24	06/14/24	623,823.05	5.00	2,488.50	623,999.42	634,274.13
FHMS KJ47 A1 DTD 09/01/2023 5.272% 08/01/2028	3137HAMN3	735,234.27	AA+	Aaa	04/02/24	04/05/24	740,289.00	5.09	3,230.13	739,949.28	751,674.87
FHMS K507 A2 DTD 09/01/2023 4.800% 09/01/2028	3137HAMS2	650,000.00	AA+	Aaa	05/16/24	05/21/24	647,968.75	4.88	2,600.00	648,052.92	655,943.65
FHMS K509 A2 DTD 10/01/2023 4.850% 09/01/2028	3137HAST4	650,000.00	AA+	Aaa	05/16/24	05/21/24	649,339.84	4.88	2,627.08	649,367.20	657,082.46
FHMS K511 A2 DTD 12/01/2023 4.860% 10/01/2028	3137HB3G7	650,000.00	AA+	Aaa	03/25/24	03/28/24	653,859.38	4.71	2,632.50	653,592.96	657,374.67
FHMS K084 A2 DTD 11/01/2018 3.780% 10/01/2028	3137FJZ93	700,000.00	AA+	Aaa	05/16/24	05/21/24	670,031.25	4.87	2,205.00	671,247.09	680,650.02
FHMS K514 A2 DTD 02/01/2024 4.572% 12/01/2028	3137HBLV4	550,000.00	AA+	Aaa	03/15/24	03/20/24	545,166.02	4.78	2,095.50	545,504.47	550,341.06
FHMS K513 A2 DTD 01/01/2024 4.724% 12/01/2028	3137HBFY5	660,000.00	AA+	Aaa	03/15/24	03/20/24	658,427.34	4.78	2,598.20	658,537.45	664,387.35
FHMS K515 A2 DTD 02/01/2024 5.400% 01/01/2029	3137HBPD0	650,000.00	AA+	Aaa	05/29/24	06/03/24	657,083.98	5.13	2,925.00	656,861.83	670,978.19
FHMS K520 A2 DTD 04/01/2024 5.180% 03/01/2029	3137HCKV3	370,000.00	AA+	Aaa	04/23/24	04/30/24	371,501.83	5.09	1,597.17	371,432.12	379,662.83
FHMS K519 AS DTD 04/18/2024 5.816% 03/25/2029	3137HCKO4	659,782.72	AA+	Aaa	04/09/24	04/18/24	659,782.72	5.80	746.20	659,782.72	659,929.58
FHMS K523 AS DTD 06/27/2024 5.886% 04/25/2029	3137HDJW1	649,979.07	AA+	Aaa	06/18/24	06/27/24	649,979.07	5.87	743.96	649,979.07	648,898.37
FHMS K524 A2 DTD 07/25/2024 4.720% 05/01/2029	3137HDV56	535,000.00	AA+	Aaa	07/16/24	07/25/24	538,285.44	4.58	420.87	538,273.83	539,501.13
FHMS K522 A2 DTD 06/01/2024 4.803% 05/01/2029	3137HDJJ0	665,000.00	AA+	Aaa	06/05/24	06/13/24	664,998.01	4.80	2,661.66	664,998.06	672,448.97



Managed Account Detail of Securities Held

For the Month Ending **July 31, 2024**

CITY OF PALM DESERT - [REDACTED]											
Security Type/Description			S&P	Moody's	Trade	Settle	Original	YTM	Accrued	Amortized	Market
Dated Date/Coupon/Maturity	CUSIP	Par	Rating	Rating	Date	Date	Cost	at Cost	Interest	Cost	Value
Security Type Sub-Total		10,894,781.06					10,833,360.94	5.00	37,360.76	10,836,005.47	10,951,745.70
Federal Agency Bond / Note											
FEDERAL HOME LOAN BANK NOTES (CALLABLE) DTD 07/28/2021 0.500% 10/28/2024	3130ANAC4	3,000,000.00	AA+	Aaa	07/27/21	07/27/21	2,999,550.00	0.50	125.00	2,999,966.69	2,965,647.00
FEDERAL FARM CREDIT BANK NOTES (CALLABLE) DTD 12/23/2020 0.320% 12/23/2024	3133EMLP5	5,000,000.00	AA+	Aaa	09/10/21	09/10/21	4,967,500.00	0.52	1,688.89	4,996,100.00	4,905,520.00
FREDDIE MAC NOTES (CALLABLE) DTD 12/30/2022 5.250% 12/30/2024	3134GYAB8	5,000,000.00	AA+	Aaa	12/12/22	12/12/22	5,000,000.00	5.25	22,604.17	5,000,000.00	4,997,865.00
Security Type Sub-Total		13,000,000.00					12,967,050.00	2.35	24,418.06	12,996,066.69	12,869,032.00
Corporate Note											
BANK OF AMERICA NA CORPORATE NOTES DTD 08/18/2023 5.526% 08/18/2026	06428CAA2	500,000.00	A+	Aa1	03/12/24	03/14/24	506,500.00	4.95	12,510.25	505,474.07	506,991.50
CITIGROUP INC (CALLABLE) CORP NOTES DTD 10/21/2016 3.200% 10/21/2026	172967KY6	250,000.00	BBB+	A3	07/09/24	07/10/24	239,457.50	5.18	2,222.22	239,735.93	240,667.75
AMERICAN EXPRESS CO (CALLABLE) CORPORATE DTD 11/04/2021 1.650% 11/04/2026	025816CM9	290,000.00	BBB+	A2	06/18/24	06/20/24	266,936.30	5.26	1,156.38	268,053.57	270,391.36
STATE STREET CORP NOTES (CALLABLE) DTD 11/04/2022 5.751% 11/04/2026	857477BX0	500,000.00	A	A1	03/12/24	03/14/24	503,620.00	5.45	6,949.13	502,775.33	504,270.50
GOLDMAN SACHS GROUP INC CORP NOTES (CALL) DTD 11/16/2016 3.500% 11/16/2026	38145GAH3	350,000.00	BBB+	A2	05/10/24	05/14/24	334,411.00	5.43	2,552.08	335,755.47	339,857.70
JP MORGAN CORP NOTES (CALLABLE) DTD 12/08/2023 5.110% 12/08/2026	48125LRU8	500,000.00	A+	Aa2	03/12/24	03/14/24	502,780.00	4.89	3,761.53	502,400.80	503,529.50
WELLS FARGO CORP NOTES (CALLABLE) DTD 12/11/2023 5.254% 12/11/2026	94988J6F9	500,000.00	A+	Aa2	03/12/24	03/14/24	503,535.00	4.98	3,648.61	503,053.79	505,228.00



Managed Account Detail of Securities Held

For the Month Ending **July 31, 2024**

CITY OF PALM DESERT - [REDACTED]											
Security Type/Description			S&P	Moody's	Trade	Settle	Original	YTM	Accrued	Amortized	Market
Dated Date/Coupon/Maturity	CUSIP	Par	Rating	Rating	Date	Date	Cost	at Cost	Interest	Cost	Value
Corporate Note											
BRISTOL-MYERS SQUIBB CORP NOTES (CALLABL DTD 02/22/2024 4.900% 02/22/2027	110122EE4	250,000.00	A	A2	03/11/24	03/13/24	251,165.00	4.73	5,410.42	251,016.22	251,759.25
ASTRAZENECA FINANCE LLC CORP NOTES (CALL DTD 02/26/2024 4.800% 02/26/2027	04636NAK9	250,000.00	A+	A2	03/11/24	03/13/24	250,420.00	4.74	5,166.67	250,366.59	251,234.75
COOPERAT RABOBANK UA/NY CORPORATE NOTES DTD 03/05/2024 5.041% 03/05/2027	21688ABD3	500,000.00	A+	Aa2	03/11/24	03/13/24	502,270.00	4.88	10,222.03	501,995.89	504,417.50
STATE STREET CORP NOTE (CALLABLE) DTD 03/18/2024 4.993% 03/18/2027	857477CL5	200,000.00	A	A1	03/13/24	03/18/24	200,000.00	4.99	3,689.27	200,000.00	202,023.40
STATE STREET CORP NOTE (CALLABLE) DTD 03/18/2024 4.993% 03/18/2027	857477CL5	285,000.00	A	A1	03/15/24	03/19/24	284,444.25	5.06	5,257.22	284,507.88	287,883.35
TOYOTA MOTOR CREDIT CORP CORPORATE NOTES DTD 03/21/2024 5.000% 03/19/2027	89236TLY9	115,000.00	A+	A1	03/18/24	03/21/24	114,860.85	5.04	2,076.39	114,876.56	116,183.24
NIKE INC CORPORATE NOTES (CALLABLE) DTD 03/27/2020 2.750% 03/27/2027	654106AJ2	250,000.00	AA-	A1	03/13/24	03/15/24	236,067.50	4.74	2,368.06	237,816.93	239,397.50
HORMEL FOODS CORP CORPORATE NOTES (CALLA DTD 03/08/2024 4.800% 03/30/2027	440452AK6	500,000.00	A-	A1	03/11/24	03/13/24	500,895.00	4.74	9,533.34	500,786.02	502,909.00
BMW US CAPITAL LLC CORPORATE NOTES DTD 04/02/2024 4.900% 04/02/2027	05565ECH6	500,000.00	A	A2	03/25/24	04/02/24	499,405.00	4.94	8,098.61	499,466.38	503,182.50
CATERPILLAR FINL SERVICE CORPORATE NOTES DTD 05/14/2024 5.000% 05/14/2027	14913UAL4	490,000.00	A	A2	05/07/24	05/14/24	489,461.00	5.04	5,240.28	489,496.96	496,864.41
GOLDMAN SACHS BANK USA CORPORATE NOTES (DTD 05/21/2024 5.414% 05/21/2027	38151LAG5	130,000.00	A+	A1	05/15/24	05/21/24	130,000.00	5.41	1,368.54	130,000.00	130,692.77



Managed Account Detail of Securities Held

For the Month Ending **July 31, 2024**

CITY OF PALM DESERT - [REDACTED]												
Security Type/Description	Dated Date/Coupon/Maturity	CUSIP	Par	S&P Rating	Moody's Rating	Trade Date	Settle Date	Original Cost	YTM at Cost	Accrued Interest	Amortized Cost	Market Value
Corporate Note												
USAA CAPITAL CORP CORPORATE NOTES DTD 06/03/2024 5.250% 06/01/2027		90327OD97	710,000.00	AA	Aa1	05/29/24	06/03/24	707,948.10	5.36	6,005.42	708,050.48	722,813.37
NATIONAL AUSTRALIA BK/NY CORPORATE NOTES DTD 06/11/2024 5.087% 06/11/2027		63253QAJ3	350,000.00	AA-	Aa2	06/17/24	06/18/24	350,878.50	5.00	2,472.85	350,845.51	354,559.45
NATIONAL AUSTRALIA BK/NY CORPORATE NOTES DTD 06/11/2024 5.087% 06/11/2027		63253QAJ3	650,000.00	AA-	Aa2	06/04/24	06/11/24	650,806.00	5.04	4,592.43	650,771.17	658,467.55
ANALOG DEVICES INC CORP NOTE (CALLABLE) DTD 09/18/2023 3.450% 06/15/2027		032654BA2	250,000.00	A-	NR	03/13/24	03/15/24	240,110.00	4.78	1,102.08	241,188.45	242,864.25
AMERICAN HONDA FINANCE CORPORATE NOTES DTD 07/10/2024 4.900% 07/09/2027		02665WFK2	185,000.00	A-	A3	07/08/24	07/10/24	184,761.35	4.95	528.79	184,765.78	186,394.72
AUST & NZ BANKING GRP NY CORPORATE NOTES DTD 07/16/2024 4.900% 07/16/2027		05253JB34	390,000.00	AA-	Aa2	07/08/24	07/16/24	390,000.00	4.90	796.25	390,000.00	394,458.09
BLACKROCK FUNDING INC CORPORATE NOTES (C) DTD 07/26/2024 4.600% 07/26/2027		09290DAH4	165,000.00	AA-	Aa3	07/17/24	07/26/24	164,995.05	4.60	105.42	164,995.08	166,030.10
HONEYWELL INTERNATIONAL CORPORATE NOTES DTD 08/01/2024 4.650% 07/30/2027		438516CX2	320,000.00	A	A2	07/29/24	08/01/24	319,990.40	4.65	0.00	319,990.40	321,175.04
UNITED PARCEL SERVICE CORP NOTES (CALLAB) DTD 11/14/2017 3.050% 11/15/2027		911312BM7	250,000.00	A	A2	03/13/24	03/15/24	235,922.50	4.74	1,609.72	237,382.78	238,927.25
BP CAP MARKETS AMERICA CORPORATE NOTES () DTD 05/17/2024 5.017% 11/17/2027		10373QBY5	335,000.00	A-	A1	05/16/24	05/20/24	335,010.05	5.02	3,454.76	335,009.51	339,719.15



Managed Account Detail of Securities Held

For the Month Ending **July 31, 2024**

CITY OF PALM DESERT - [REDACTED]											
Security Type/Description			S&P	Moody's	Trade	Settle	Original	YTM	Accrued	Amortized	Market
Dated Date/Coupon/Maturity	CUSIP	Par	Rating	Rating	Date	Date	Cost	at Cost	Interest	Cost	Value
Corporate Note											
MERCEDES-BENZ FIN NA CORPORATE NOTES DTD 11/28/2022 5.250% 11/29/2027	58769JAC1	250,000.00	A	A2	03/13/24	03/15/24	252,432.50	4.96	2,260.42	252,202.94	253,964.00
WELLS FARGO & COMPANY CORPORATE NOTES (C) DTD 04/22/2024 5.707% 04/22/2028	95000U3L5	320,000.00	BBB+	A1	04/15/24	04/22/24	320,000.00	5.71	5,022.16	320,000.00	324,343.04
BANK OF NY MELLON CORP CORP NOTES (CALLA) DTD 06/13/2022 3.992% 06/13/2028	06406RBG1	515,000.00	A	A1	07/09/24	07/10/24	499,998.05	4.81	2,741.17	500,228.21	504,616.57
JPMORGAN CHASE & CO CORPORATE NOTES (CAL) DTD 07/22/2024 4.979% 07/22/2028	46647PEL6	310,000.00	A-	A1	07/15/24	07/22/24	310,000.00	4.98	385.87	310,000.00	311,691.67
PACCAR FINANCIAL CORP CORPORATE NOTES DTD 01/31/2024 4.600% 01/31/2029	69371RS80	265,000.00	A+	A1	07/29/24	07/30/24	264,851.60	4.61	33.86	264,851.76	265,859.13
AIR PRODUCTS & CHEMICALS CORP NOTES (CAL) DTD 02/08/2024 4.600% 02/08/2029	009158BH8	400,000.00	A	A2	03/11/24	03/13/24	399,688.00	4.62	8,842.22	399,710.17	404,270.80
LOCKHEED MARTIN CORP NOTES (CALLABLE) DTD 01/29/2024 4.500% 02/15/2029	539830CC1	250,000.00	A-	A2	03/11/24	03/13/24	248,110.00	4.67	5,687.50	248,243.55	250,149.50
CUMMINS INC CORP NOTE (CALLABLE) DTD 02/20/2024 4.900% 02/20/2029	231021AV8	500,000.00	A	A2	03/11/24	03/13/24	503,430.00	4.74	10,956.94	503,184.07	508,512.50
BRISTOL-MYERS SQUIBB CORP NOTES (CALLABL) DTD 02/22/2024 4.900% 02/22/2029	110122EF1	250,000.00	A	A2	03/11/24	03/13/24	252,085.00	4.71	5,410.42	251,935.58	253,318.00
CISCO SYSTEMS INC CORPORATE NOTES (CALLA) DTD 02/26/2024 4.850% 02/26/2029	17275RBR2	325,000.00	AA-	A1	03/11/24	03/13/24	328,581.50	4.60	6,786.63	328,324.83	330,665.73



Managed Account Detail of Securities Held

For the Month Ending **July 31, 2024**

CITY OF PALM DESERT - [REDACTED]											
Security Type/Description			S&P	Moody's	Trade	Settle	Original	YTM	Accrued	Amortized	Market
Dated Date/Coupon/Maturity	CUSIP	Par	Rating	Rating	Date	Date	Cost	at Cost	Interest	Cost	Value
Corporate Note											
ROCHE HOLDINGS INC CORP NOTES (CALLABLE) DTD 03/08/2024 4.790% 03/08/2029	771196CJ9	500,000.00	AA	Aa2	03/11/24	03/13/24	502,485.00	4.68	9,513.47	502,310.68	507,537.00
NESTLE CAPITAL CORP NOTES (CALLABLE) DTD 03/12/2024 4.650% 03/12/2029	64105MAA9	325,000.00	AA-	Aa3	03/11/24	03/13/24	325,559.00	4.61	5,835.10	325,519.82	327,539.55
BLACKROCK FUNDING INC CORPORATE NOTES (C) DTD 03/14/2024 4.700% 03/14/2029	09290DAA9	500,000.00	AA-	Aa3	03/11/24	03/14/24	502,675.00	4.58	8,943.06	502,488.85	504,536.00
BLACKROCK INC (CALLABLE) DTD 04/29/2019 3.250% 04/30/2029	09247XAP6	360,000.00	AA-	Aa3	07/17/24	07/18/24	339,174.00	4.61	2,957.50	339,340.89	341,670.96
TOYOTA MOTOR CREDIT CORP CORPORATE NOTES DTD 05/16/2024 5.050% 05/16/2029	89236TMF9	165,000.00	A+	A1	05/13/24	05/16/24	164,646.90	5.10	1,735.94	164,659.96	168,486.62
JOHN DEERE CAPITAL CORP CORPORATE NOTES DTD 06/11/2024 4.850% 06/11/2029	24422EXT1	500,000.00	A	A1	06/06/24	06/11/24	499,190.00	4.89	3,368.06	499,210.02	507,432.50
NATIONAL RURAL UTIL CORP NOTES (CALLABLE) DTD 05/10/2024 5.150% 06/15/2029	63743HFS6	250,000.00	A-	A2	07/09/24	07/10/24	252,232.50	4.94	2,896.88	252,207.92	255,445.50
HOME DEPOT INC CORPORATE NOTES (CALLABLE) DTD 06/25/2024 4.750% 06/25/2029	437076DC3	165,000.00	A	A2	06/17/24	06/25/24	163,935.75	4.90	783.75	163,954.82	167,142.53
HOME DEPOT INC CORPORATE NOTES (CALLABLE) DTD 06/25/2024 4.750% 06/25/2029	437076DC3	335,000.00	A	A2	06/18/24	06/25/24	333,931.35	4.82	1,591.25	333,950.53	339,349.97
CITIBANK NA CORPORATE NOTES (CALLABLE) DTD 08/06/2024 4.838% 08/06/2029	17325FBK3	435,000.00	A+	Aa3	07/30/24	08/06/24	435,000.00	4.84	0.00	435,000.00	437,385.54
Security Type Sub-Total		16,885,000.00					16,794,656.50	4.92	197,650.95	16,797,902.15	16,946,810.06



Managed Account Detail of Securities Held

For the Month Ending **July 31, 2024**

CITY OF PALM DESERT - [REDACTED]												
Security Type/Description	Dated Date/Coupon/Maturity	CUSIP	Par	S&P Rating	Moody's Rating	Trade Date	Settle Date	Original Cost	YTM at Cost	Accrued Interest	Amortized Cost	Market Value
Commercial Paper												
UNITEDHEALTH GROUP INC COMM PAPER DTD 04/19/2024 0.000% 09/23/2024		91058TJP2	2,000,000.00	A-1	P-1	04/19/24	04/22/24	1,953,800.00	5.53	0.00	1,984,100.00	1,983,674.00
NATIXIS NY BRANCH COMM PAPER DTD 04/03/2024 0.000% 12/05/2024		63873JM56	1,030,000.00	A-1	P-1	04/03/24	04/04/24	992,988.67	5.48	0.00	1,010,965.60	1,010,613.34
ING (US) FUNDING LLC COMM PAPER DTD 03/19/2024 0.000% 12/13/2024		4497W0MD7	685,000.00	A-1	P-1	03/19/24	03/19/24	658,383.94	5.41	0.00	671,741.44	671,516.46
MUFG BANK LTD/NY COMM PAPER DTD 06/06/2024 0.000% 03/03/2025		62479LQ32	1,040,000.00	A-1	P-1	06/06/24	06/07/24	999,512.51	5.42	0.00	1,007,790.62	1,007,521.84
PROCTER & GAMBLE CO COMM PAPER DTD 07/16/2024 0.000% 03/11/2025		74271TOB2	1,050,000.00	A-1+	P-1	07/16/24	07/16/24	1,014,944.58	5.22	0.00	1,017,301.25	1,016,276.10
Security Type Sub-Total			5,805,000.00					5,619,629.70	5.43	0.00	5,691,898.91	5,689,601.74
Bank Note												
CITIBANK NA CORP NOTES (CALLABLE) DTD 12/04/2023 5.488% 12/04/2026		17325FBC1	325,000.00	A+	Aa3	03/12/24	03/14/24	329,143.75	4.98	2,824.03	328,576.57	330,171.73
MORGAN STANLEY BANK NA BANK NOTES (CALLA) DTD 01/18/2024 4.952% 01/14/2028		61690U8A1	500,000.00	A+	Aa3	04/30/24	05/03/24	492,790.00	5.39	1,169.22	493,228.18	498,896.00
PNC BANK NA CORP NOTES (CALLABLE) DTD 01/22/2018 3.250% 01/22/2028		69353RFJ2	350,000.00	A	A2	07/18/24	07/19/24	330,564.50	5.00	284.38	330,744.37	332,405.15
MORGAN STANLEY BANK NA BANK NOTES (CALLA) DTD 05/30/2024 5.504% 05/26/2028		61690U8B9	500,000.00	A+	Aa3	05/29/24	05/30/24	500,605.00	5.47	4,663.11	500,572.92	509,430.00
Security Type Sub-Total			1,675,000.00					1,653,103.25	5.25	8,940.74	1,653,122.04	1,670,902.88
Managed Account Sub-Total			68,289,672.87					66,735,945.74	4.37	372,071.88	67,024,073.71	67,275,761.60



Managed Account Detail of Securities Held

For the Month Ending **July 31, 2024**

CITY OF PALM DESERT - [REDACTED]						
Securities Sub-Total	\$68,289,672.87	\$66,735,945.74	4.37%	\$372,071.88	\$67,024,073.71	\$67,275,761.60
Accrued Interest						\$372,071.88
Total Investments						\$67,647,833.48

Bolded items are forward settling trades.



Managed Account Fair Market Value & Analytics

For the Month Ending **July 31, 2024**

CITY OF PALM DESERT - [REDACTED]

Security Type/Description Dated Date/Coupon/Maturity	CUSIP	Par	Broker	Next Call Date	Market Price	Market Value	Unreal G/L On Cost	Unreal G/L Amort Cost	Effective Duration	YTM at Mkt
U.S. Treasury Bond / Note										
US TREASURY NOTES DTD 12/31/2020 0.375% 12/31/2025	91282CBC4	900,000.00	BMO		94.36	849,234.42	16,558.64	2,537.06	1.41	4.53
US TREASURY N/B NOTES DTD 01/31/2024 4.250% 01/31/2026	91282CJV4	850,000.00	JPM_CHA		99.69	847,343.75	4,449.22	3,055.37	1.47	4.47
US TREASURY NOTES DTD 06/15/2023 4.125% 06/15/2026	91282CHH7	1,000,000.00	STIFEL		99.66	996,562.50	18,632.81	12,118.77	1.81	4.32
US TREASURY NOTES DTD 07/15/2023 4.500% 07/15/2026	91282CHM6	1,000,000.00	JPM_CHA		100.39	1,003,906.20	12,968.70	10,348.44	1.89	4.29
US TREASURY NOTES DTD 08/15/2023 4.375% 08/15/2026	91282CHU8	1,000,000.00	JPM_CHA		100.20	1,002,031.20	12,890.57	9,814.79	1.94	4.27
US TREASURY NOTES DTD 09/15/2023 4.625% 09/15/2026	91282CHY0	1,250,000.00	JPM_CHA		100.77	1,259,570.25	341.73	2,400.55	2.01	4.24
US TREASURY N/B NOTES DTD 11/15/2023 4.625% 11/15/2026	91282CJK8	1,250,000.00	JPM_CHA		100.92	1,261,523.50	1,220.77	3,386.70	2.18	4.20
US TREASURY NOTES DTD 11/30/2021 1.250% 11/30/2026	91282CDK4	1,300,000.00	WELLS_F		93.53	1,215,906.25	15,996.09	(2,114.49)	2.30	4.19
US TREASURY NOTES DTD 12/31/2019 1.750% 12/31/2026	912828YX2	1,100,000.00	JPM_CHA		94.50	1,039,500.00	9,496.09	(2,531.41)	2.37	4.17
US TREASURY NOTES DTD 01/31/2020 1.500% 01/31/2027	912828Z78	1,100,000.00	WELLS_F		93.78	1,031,593.75	11,300.78	(2,007.97)	2.46	4.14
US TREASURY NOTES DTD 07/31/2022 2.750% 07/31/2027	91282CFB2	735,000.00	JPM_CHA		96.28	707,667.19	21,849.03	11,431.55	2.90	4.08
US TREASURY NOTES DTD 08/31/2020 0.500% 08/31/2027	91282CAH4	1,100,000.00	WELLS_F		89.78	987,593.75	16,113.28	(1,867.66)	3.06	4.06
US TREASURY NOTES DTD 08/31/2022 3.125% 08/31/2027	91282CFH9	1,400,000.00	CITIGRP		97.31	1,362,375.00	21,765.62	20,223.01	2.92	4.06
US TREASURY NOTES DTD 09/30/2020 0.375% 09/30/2027	91282CAL5	1,000,000.00	WELLS_F		89.19	891,875.00	36,171.87	10,411.90	3.15	4.05
US TREASURY NOTES DTD 10/31/2022 4.125% 10/31/2027	91282CFU0	1,000,000.00	JPM_CHA		100.25	1,002,500.00	24,179.69	19,920.13	3.05	4.04
US TREASURY NOTES DTD 11/30/2020 0.625% 11/30/2027	91282CAY7	225,000.00	WELLS_F		89.47	201,304.69	7,883.79	2,480.69	3.30	4.03
US TREASURY NOTES DTD 12/31/2020 0.625% 12/31/2027	91282CBB6	1,400,000.00	JPM_CHA		89.25	1,249,500.00	23,078.12	337.57	3.38	4.02



Managed Account Fair Market Value & Analytics

For the Month Ending July 31, 2024

CITY OF PALM DESERT - [REDACTED]										
Security Type/Description										
Dated Date/Coupon/Maturity	CUSIP	Par	Broker	Next Call Date	Market Price	Market Value	Unreal G/L On Cost	Unreal G/L Amort Cost	Effective Duration	YTM at Mkt
U.S. Treasury Bond / Note										
US TREASURY NOTES	91282CBJ9	1,100,000.00	JPM_CHA		89.44	983,812.50	15,339.84	(1,134.84)	3.46	4.02
DTD 01/31/2021 0.750% 01/31/2028										
US TREASURY NOTES	91282CBP5	500,000.00	JPM_CHA		90.44	452,187.50	6,054.69	(561.21)	3.50	4.02
DTD 02/28/2021 1.125% 02/29/2028										
US TREASURY NOTES	91282CCY5	170,000.00	JPM_CHA		89.63	152,362.50	3,805.08	914.36	4.05	3.98
DTD 09/30/2021 1.250% 09/30/2028										
Security Type Sub-Total		19,380,000.00				18,498,349.95	280,096.41	99,163.31	2.52	4.17
Federal Agency Mortgage-Backed Security										
FHMS K521 AS	3137HCTM4	649,891.81	JPM_CHA		99.91	649,319.27	(572.54)	(572.54)	0.06	5.86
DTD 05/16/2024 5.856% 03/25/2029										
Security Type Sub-Total		649,891.81				649,319.27	(572.54)	(572.54)	0.06	5.86
Federal Agency Commercial Mortgage-Backed Security										
FHMS K070 A2	3137FCJK1	350,000.00	PNC		96.34	337,192.61	4,651.59	4,263.29	2.96	4.51
DTD 12/12/2017 3.303% 11/01/2027										
FHMS K505 A2	3137HACX2	660,000.00	PNC		100.89	665,861.60	6,299.88	6,261.59	3.39	4.57
DTD 07/01/2023 4.819% 06/01/2028										
FHMS KJ46 A1	3137HAD45	665,442.63	BNP_PAR		100.53	668,948.34	8,964.41	8,540.08	2.62	4.63
DTD 07/01/2023 4.777% 06/01/2028										
FHMS K083 A1	3137FJJV2	464,342.37	MORGAN_		98.33	456,595.87	5,857.28	5,106.41	1.95	4.41
DTD 11/01/2018 3.944% 07/01/2028										
FHMS K508 A2	3137HAQ74	630,000.00	MORGAN_		100.68	634,274.13	10,451.08	10,274.71	3.55	4.55
DTD 10/01/2023 4.740% 08/01/2028										
FHMS KJ47 A1	3137HAMN3	735,234.27	BREAN		102.24	751,674.87	11,385.87	11,725.59	2.87	4.66
DTD 09/01/2023 5.272% 08/01/2028										
FHMS K507 A2	3137HAMS2	650,000.00	MERRILL		100.91	655,943.65	7,974.90	7,890.73	3.58	4.55
DTD 09/01/2023 4.800% 09/01/2028										
FHMS K509 A2	3137HAST4	650,000.00	MERRILL		101.09	657,082.46	7,742.62	7,715.26	3.62	4.56
DTD 10/01/2023 4.850% 09/01/2028										
FHMS K511 A2	3137HB3G7	650,000.00	BREAN		101.13	657,374.67	3,515.29	3,781.71	3.68	4.56
DTD 12/01/2023 4.860% 10/01/2028										



Managed Account Fair Market Value & Analytics

For the Month Ending **July 31, 2024**

CITY OF PALM DESERT - [REDACTED]

Security Type/Description Dated Date/Coupon/Maturity	CUSIP	Par	Broker	Next Call Date	Market Price	Market Value	Unreal G/L On Cost	Unreal G/L Amort Cost	Effective Duration	YTM at Mkt
Federal Agency Commercial Mortgage-Backed Security										
FHMS K084 A2 DTD 11/01/2018 3.780% 10/01/2028	3137FJZ93	700,000.00	MIZUHO		97.24	680,650.02	10,618.77	9,402.93	3.77	4.51
FHMS K514 A2 DTD 02/01/2024 4.572% 12/01/2028	3137HBLV4	550,000.00	TD		100.06	550,341.06	5,175.04	4,836.59	3.78	4.56
FHMS K513 A2 DTD 01/01/2024 4.724% 12/01/2028	3137HBFY5	660,000.00	TD		100.66	664,387.35	5,960.01	5,849.90	3.81	4.55
FHMS K515 A2 DTD 02/01/2024 5.400% 01/01/2029	3137HBPD0	650,000.00	TD		103.23	670,978.19	13,894.21	14,116.36	3.80	4.59
FHMS K520 A2 DTD 04/01/2024 5.180% 03/01/2029	3137HCKV3	370,000.00	MERRILL		102.61	379,662.83	8,161.00	8,230.71	4.00	4.55
FHMS K519 AS DTD 04/18/2024 5.816% 03/25/2029	3137HCKO4	659,782.72	WELLS_F		100.02	659,929.58	146.86	146.86	0.07	5.82
FHMS K523 AS DTD 06/27/2024 5.886% 04/25/2029	3137HDJW1	649,979.07	MERRILL		99.83	648,898.37	(1,080.70)	(1,080.70)	0.06	5.90
FHMS K524 A2 DTD 07/25/2024 4.720% 05/01/2029	3137HDV56	535,000.00	AMHERST		100.84	539,501.13	1,215.69	1,227.30	4.18	4.52
FHMS K522 A2 DTD 06/01/2024 4.803% 05/01/2029	3137HDJJ0	665,000.00	MORGAN_		101.12	672,448.97	7,450.96	7,450.91	4.08	4.54
Security Type Sub-Total		10,894,781.06				10,951,745.70	118,384.76	115,740.23	3.08	4.71
Federal Agency Bond / Note										
FEDERAL HOME LOAN BANK NOTES (CALLABLE) DTD 07/28/2021 0.500% 10/28/2024	3130ANAC4	3,000,000.00	DIRECT		98.85	2,965,647.00	(33,903.00)	(34,319.69)	0.25	5.24
FEDERAL FARM CREDIT BANK NOTES (CALLABLE) DTD 12/23/2020 0.320% 12/23/2024	3133EMLP5	5,000,000.00	DIRECT		98.11	4,905,520.00	(61,980.00)	(90,580.00)	0.40	5.17
FREDDIE MAC NOTES (CALLABLE) DTD 12/30/2022 5.250% 12/30/2024	3134GYAB8	5,000,000.00	DIRECT	09/30/24	99.96	4,997,865.00	(2,135.00)	(2,135.00)	0.17	5.33
Security Type Sub-Total		13,000,000.00				12,869,032.00	(98,018.00)	(127,034.69)	0.27	5.25
Corporate Note										



Managed Account Fair Market Value & Analytics

For the Month Ending July 31, 2024

CITY OF PALM DESERT - [REDACTED]										
Security Type/Description				Next Call	Market	Market	Unreal G/L	Unreal G/L	Effective	YTM
Dated Date/Coupon/Maturity	CUSIP	Par	Broker	Date	Price	Value	On Cost	Amort Cost	Duration	at Mkt
Corporate Note										
BANK OF AMERICA NA CORPORATE NOTES DTD 08/18/2023 5.526% 08/18/2026	06428CAA2	500,000.00	MERRILL		101.40	506,991.50	491.50	1,517.43	1.92	4.80
CITIGROUP INC (CALLABLE) CORP NOTES DTD 10/21/2016 3.200% 10/21/2026	172967KY6	250,000.00	GOLDMAN	07/21/26	96.27	240,667.75	1,210.25	931.82	1.91	4.99
AMERICAN EXPRESS CO (CALLABLE) CORPORATE DTD 11/04/2021 1.650% 11/04/2026	025816CM9	290,000.00	WELLS_F	10/04/26	93.24	270,391.36	3,455.06	2,337.79	2.14	4.84
STATE STREET CORP NOTES (CALLABLE) DTD 11/04/2022 5.751% 11/04/2026	857477BX0	500,000.00	GOLDMAN	11/04/25	100.85	504,270.50	650.50	1,495.17	1.22	5.34
GOLDMAN SACHS GROUP INC CORP NOTES (CALL DTD 11/16/2016 3.500% 11/16/2026	38145GAH3	350,000.00	MERRILL	11/16/25	97.10	339,857.70	5,446.70	4,102.23	1.27	4.85
JP MORGAN CORP NOTES (CALLABLE) DTD 12/08/2023 5.110% 12/08/2026	48125LRU8	500,000.00	JSEB	11/08/26	100.71	503,529.50	749.50	1,128.70	2.16	4.79
WELLS FARGO CORP NOTES (CALLABLE) DTD 12/11/2023 5.254% 12/11/2026	94988J6F9	500,000.00	MKTX	11/09/26	101.05	505,228.00	1,693.00	2,174.21	2.16	4.78
BRISTOL-MYERS SQUIBB CORP NOTES (CALLABL DTD 02/22/2024 4.900% 02/22/2027	110122EE4	250,000.00	JSEB	01/22/27	100.70	251,759.25	594.25	743.03	2.31	4.61
ASTRAZENECA FINANCE LLC CORP NOTES (CALL DTD 02/26/2024 4.800% 02/26/2027	04636NAK9	250,000.00	JSEB	01/26/27	100.49	251,234.75	814.75	868.16	2.33	4.59
COOPERAT RABOBANK UA/NY CORPORATE NOTES DTD 03/05/2024 5.041% 03/05/2027	21688ABD3	500,000.00	MKTX		100.88	504,417.50	2,147.50	2,421.61	2.42	4.68
STATE STREET CORP NOTE (CALLABLE) DTD 03/18/2024 4.993% 03/18/2027	857477CL5	200,000.00	MORGAN_	02/18/27	101.01	202,023.40	2,023.40	2,023.40	2.39	4.58
STATE STREET CORP NOTE (CALLABLE) DTD 03/18/2024 4.993% 03/18/2027	857477CL5	285,000.00	MORGAN_	02/18/27	101.01	287,883.35	3,439.10	3,375.47	2.39	4.58
TOYOTA MOTOR CREDIT CORP CORPORATE NOTES DTD 03/21/2024 5.000% 03/19/2027	89236TLY9	115,000.00	JPM_CHA		101.03	116,183.24	1,322.39	1,306.68	2.46	4.58
NIKE INC CORPORATE NOTES (CALLABLE) DTD 03/27/2020 2.750% 03/27/2027	654106AJ2	250,000.00	MERRILL	01/27/27	95.76	239,397.50	3,330.00	1,580.57	2.40	4.46



Managed Account Fair Market Value & Analytics

For the Month Ending July 31, 2024

CITY OF PALM DESERT - [REDACTED]										
Security Type/Description				Next Call	Market	Market	Unreal G/L	Unreal G/L	Effective	YTM
Dated Date/Coupon/Maturity	CUSIP	Par	Broker	Date	Price	Value	On Cost	Amort Cost	Duration	at Mkt
Corporate Note										
HORMEL FOODS CORP CORPORATE NOTES (CALLA DTD 03/08/2024 4.800% 03/30/2027	440452AK6	500,000.00	JPM_CHA	02/28/27	100.58	502,909.00	2,014.00	2,122.98	2.41	4.57
BMW US CAPITAL LLC CORPORATE NOTES DTD 04/02/2024 4.900% 04/02/2027	05565ECH6	500,000.00	JPM_CHA		100.64	503,182.50	3,777.50	3,716.12	2.50	4.64
CATERPILLAR FINL SERVICE CORPORATE NOTES DTD 05/14/2024 5.000% 05/14/2027	14913UAL4	490,000.00	SOCGEN		101.40	496,864.41	7,403.41	7,367.45	2.61	4.46
GOLDMAN SACHS BANK USA CORPORATE NOTES (DTD 05/21/2024 5.414% 05/21/2027	38151LAG5	130,000.00	GOLDMAN	05/21/26	100.53	130,692.77	692.77	692.77	1.73	5.21
USAA CAPITAL CORP CORPORATE NOTES DTD 06/03/2024 5.250% 06/01/2027	90327QD97	710,000.00	DEUTSCH		101.80	722,813.37	14,865.27	14,762.89	2.65	4.56
NATIONAL AUSTRALIA BK/NY CORPORATE NOTES DTD 06/11/2024 5.087% 06/11/2027	63253QAJ3	350,000.00	LOOP		101.30	354,559.45	3,680.95	3,713.94	2.68	4.60
NATIONAL AUSTRALIA BK/NY CORPORATE NOTES DTD 06/11/2024 5.087% 06/11/2027	63253QAJ3	650,000.00	CABRERA		101.30	658,467.55	7,661.55	7,696.38	2.68	4.60
ANALOG DEVICES INC CORP NOTE (CALLABLE) DTD 09/18/2023 3.450% 06/15/2027	032654BA2	250,000.00	JSEB	03/15/27	97.15	242,864.25	2,754.25	1,675.80	2.52	4.52
AMERICAN HONDA FINANCE CORPORATE NOTES DTD 07/10/2024 4.900% 07/09/2027	02665WFK2	185,000.00	BARCLAY		100.75	186,394.72	1,633.37	1,628.94	2.77	4.62
AUST & NZ BANKING GRP NY CORPORATE NOTES DTD 07/16/2024 4.900% 07/16/2027	05253JB34	390,000.00	WELLS_F		101.14	394,458.09	4,458.09	4,458.09	2.79	4.48
BLACKROCK FUNDING INC CORPORATE NOTES (C DTD 07/26/2024 4.600% 07/26/2027	09290DAH4	165,000.00	MERRILL	06/26/27	100.62	166,030.10	1,035.05	1,035.02	2.75	4.37



Managed Account Fair Market Value & Analytics

For the Month Ending **July 31, 2024**

CITY OF PALM DESERT - [REDACTED]										
Security Type/Description				Next Call	Market	Market	Unreal G/L	Unreal G/L	Effective	YTM
Dated Date/Coupon/Maturity	CUSIP	Par	Broker	Date	Price	Value	On Cost	Amort Cost	Duration	at Mkt
Corporate Note										
HONEYWELL INTERNATIONAL CORPORATE NOTES DTD 08/01/2024 4.650% 07/30/2027	438516CX2	320,000.00	DEUTSCH	06/30/27	100.37	321,175.04	1,184.64	1,184.64	2.76	4.52
UNITED PARCEL SERVICE CORP NOTES (CALLAB DTD 11/14/2017 3.050% 11/15/2027	911312BM7	250,000.00	MERRILL	08/15/27	95.57	238,927.25	3,004.75	1,544.47	2.91	4.51
BP CAP MARKETS AMERICA CORPORATE NOTES (DTD 05/17/2024 5.017% 11/17/2027	103730BY5	335,000.00	BNP_PAR	10/17/27	101.41	339,719.15	4,709.10	4,709.64	2.98	4.55
MERCEDES-BENZ FIN NA CORPORATE NOTES DTD 11/28/2022 5.250% 11/29/2027	58769JAC1	250,000.00	FTN		101.59	253,964.00	1,531.50	1,761.06	3.07	4.73
WELLS FARGO & COMPANY CORPORATE NOTES (C DTD 04/22/2024 5.707% 04/22/2028	95000U3L5	320,000.00	WELLS_F	04/22/27	101.36	324,343.04	4,343.04	4,343.04	2.53	5.30
BANK OF NY MELLON CORP CORP NOTES (CALLA DTD 06/13/2022 3.992% 06/13/2028	06406RBG1	515,000.00	DEUTSCH	06/13/27	97.98	504,616.57	4,618.52	4,388.36	2.72	4.57
JPMORGAN CHASE & CO CORPORATE NOTES (CAL DTD 07/22/2024 4.979% 07/22/2028	46647PEL6	310,000.00	JPM_CHA	07/22/27	100.55	311,691.67	1,691.67	1,691.67	2.80	4.83
PACCAR FINANCIAL CORP CORPORATE NOTES DTD 01/31/2024 4.600% 01/31/2029	69371RS80	265,000.00	TD		100.32	265,859.13	1,007.53	1,007.37	4.12	4.52
AIR PRODUCTS & CHEMICALS CORP NOTES (CAL DTD 02/08/2024 4.600% 02/08/2029	009158BH8	400,000.00	JEFFERI	01/08/29	101.07	404,270.80	4,582.80	4,560.63	3.98	4.34
LOCKHEED MARTIN CORP NOTES (CALLABLE) DTD 01/29/2024 4.500% 02/15/2029	539830CC1	250,000.00	GOLDMAN	01/15/29	100.06	250,149.50	2,039.50	1,905.95	4.00	4.49
CUMMINS INC CORP NOTE (CALLABLE) DTD 02/20/2024 4.900% 02/20/2029	231021AV8	500,000.00	MKTX	01/20/29	101.70	508,512.50	5,082.50	5,328.43	3.99	4.48



Managed Account Fair Market Value & Analytics

For the Month Ending July 31, 2024

CITY OF PALM DESERT - [REDACTED]										
Security Type/Description				Next Call	Market	Market	Unreal G/L	Unreal G/L	Effective	YTM
Dated Date/Coupon/Maturity	CUSIP	Par	Broker	Date	Price	Value	On Cost	Amort Cost	Duration	at Mkt
Corporate Note										
BRISTOL-MYERS SQUIBB CORP NOTES (CALLABL DTD 02/22/2024 4.900% 02/22/2029	110122EF1	250,000.00	JEFFERI	01/22/29	101.33	253,318.00	1,233.00	1,382.42	3.99	4.57
CISCO SYSTEMS INC CORPORATE NOTES (CALLA DTD 02/26/2024 4.850% 02/26/2029	17275RBR2	325,000.00	GOLDMAN	01/26/29	101.74	330,665.73	2,084.23	2,340.90	4.01	4.42
ROCHE HOLDINGS INC CORP NOTES (CALLABLE) DTD 03/08/2024 4.790% 03/08/2029	771196CJ9	500,000.00	CITIGRP	02/08/29	101.51	507,537.00	5,052.00	5,226.32	4.05	4.42
NESTLE CAPITAL CORP NOTES (CALLABLE) DTD 03/12/2024 4.650% 03/12/2029	64105MAA9	325,000.00	GOLDMAN	02/12/29	100.78	327,539.55	1,980.55	2,019.73	4.07	4.46
BLACKROCK FUNDING INC CORPORATE NOTES (C DTD 03/14/2024 4.700% 03/14/2029	09290DAA9	500,000.00	CITIGRP	02/14/29	100.91	504,536.00	1,861.00	2,047.15	4.08	4.48
BLACKROCK INC (CALLABLE) DTD 04/29/2019 3.250% 04/30/2029	09247XAP6	360,000.00	MORGAN_	01/30/29	94.91	341,670.96	2,496.96	2,330.07	4.18	4.45
TOYOTA MOTOR CREDIT CORP CORPORATE NOTES DTD 05/16/2024 5.050% 05/16/2029	89236TMF9	165,000.00	MERRILL		102.11	168,486.62	3,839.72	3,826.66	4.28	4.55
JOHN DEERE CAPITAL CORP CORPORATE NOTES DTD 06/11/2024 4.850% 06/11/2029	24422EXT1	500,000.00	JPM_CHA		101.49	507,432.50	8,242.50	8,222.48	4.37	4.51
NATIONAL RURAL UTIL CORP NOTES (CALLABLE DTD 05/10/2024 5.150% 06/15/2029	63743HFS6	250,000.00	JPM_CHA	05/15/29	102.18	255,445.50	3,213.00	3,237.58	4.26	4.65
HOME DEPOT INC CORPORATE NOTES (CALLABLE DTD 06/25/2024 4.750% 06/25/2029	437076DC3	165,000.00	MORGAN_	05/25/29	101.30	167,142.53	3,206.78	3,187.71	4.34	4.45
HOME DEPOT INC CORPORATE NOTES (CALLABLE DTD 06/25/2024 4.750% 06/25/2029	437076DC3	335,000.00	HSBC	05/25/29	101.30	339,349.97	5,418.62	5,399.44	4.34	4.45



Managed Account Fair Market Value & Analytics

For the Month Ending July 31, 2024

CITY OF PALM DESERT - [REDACTED]										
Security Type/Description										
Dated Date/Coupon/Maturity	CUSIP	Par	Broker	Next Call Date	Market Price	Market Value	Unreal G/L On Cost	Unreal G/L Amort Cost	Effective Duration	YTM at Mkt
Corporate Note										
CITIBANK NA CORPORATE NOTES (CALLABLE) DTD 08/06/2024 4.838% 08/06/2029	17325FBK3	435,000.00	CITIGRP	07/06/29	100.55	437,385.54	2,385.54	2,385.54	4.45	4.71
Security Type Sub-Total		16,885,000.00				16,946,810.06	152,153.56	148,907.91	2.98	4.63
Commercial Paper										
UNITEDHEALTH GROUP INC COMM PAPER DTD 04/19/2024 0.000% 09/23/2024	91058TJP2	2,000,000.00	SEEL		99.18	1,983,674.00	29,874.00	(426.00)	0.16	5.49
NATIXIS NY BRANCH COMM PAPER DTD 04/03/2024 0.000% 12/05/2024	63873JM56	1,030,000.00	NATIXIS		98.12	1,010,613.34	17,624.67	(352.26)	0.36	5.44
ING (US) FUNDING LLC COMM PAPER DTD 03/19/2024 0.000% 12/13/2024	4497W0MD7	685,000.00	ING		98.03	671,516.46	13,132.52	(224.98)	0.39	5.35
MUFG BANK LTD/NY COMM PAPER DTD 06/06/2024 0.000% 03/03/2025	62479LQ32	1,040,000.00	MITSU		96.88	1,007,521.84	8,009.33	(268.78)	0.61	5.40
PROCTER & GAMBLE CO COMM PAPER DTD 07/16/2024 0.000% 03/11/2025	74271TOB2	1,050,000.00	SEEL		96.79	1,016,276.10	1,331.52	(1,025.15)	0.63	5.36
Security Type Sub-Total		5,805,000.00				5,689,601.74	69,972.04	(2,297.17)	0.39	5.43
Bank Note										
CITIBANK NA CORP NOTES (CALLABLE) DTD 12/04/2023 5.488% 12/04/2026	17325FBC1	325,000.00	DEUTSCH	11/04/26	101.59	330,171.73	1,027.98	1,595.16	2.14	4.76
MORGAN STANLEY BANK NA BANK NOTES (CALLA) DTD 01/18/2024 4.952% 01/14/2028	61690U8A1	500,000.00	DEUTSCH	12/14/27	99.78	498,896.00	6,106.00	5,667.82	3.14	5.02
PNC BANK NA CORP NOTES (CALLABLE) DTD 01/22/2018 3.250% 01/22/2028	69353RFJ2	350,000.00	CITIGRP	12/23/27	94.97	332,405.15	1,840.65	1,660.78	3.23	4.84
MORGAN STANLEY BANK NA BANK NOTES (CALLA) DTD 05/30/2024 5.504% 05/26/2028	61690U8B9	500,000.00	MERRILL	05/26/27	101.89	509,430.00	8,825.00	8,857.08	2.63	4.96
Security Type Sub-Total		1,675,000.00				1,670,902.88	17,799.63	17,780.84	2.80	4.91



Managed Account Fair Market Value & Analytics

For the Month Ending **July 31, 2024**

CITY OF PALM DESERT - [REDACTED]											
Security Type/Description	Dated Date/Coupon/Maturity	CUSIP	Par	Broker	Next Call Date	Market Price	Market Value	Unreal G/L On Cost	Unreal G/L Amort Cost	Effective Duration	YTM at Mkt
Managed Account Sub-Total			68,289,672.87				67,275,761.60	539,815.86	251,687.89	2.10	4.72
Securities Sub-Total			\$68,289,672.87				\$67,275,761.60	\$539,815.86	\$251,687.89	2.10	4.72%
Accrued Interest							\$372,071.88				
Total Investments							\$67,647,833.48				

Bolded items are forward settling trades.



Managed Account Security Transactions & Interest

For the Month Ending July 31, 2024

CITY OF PALM DESERT - [REDACTED]										
Transaction Type		Security Description	CUSIP	Par	Principal Proceeds	Accrued Interest	Total	Realized G/L Cost	Realized G/L Amort Cost	Sale Method
Trade	Settle									
BUY										
07/01/24	07/02/24	US TREASURY NOTES DTD 08/31/2022 3.125% 08/31/2027	91282CFH9	1,400,000.00	(1,340,609.38)	(14,741.85)	(1,355,351.23)			
07/01/24	07/05/24	FHMS K070 A2 DTD 12/12/2017 3.303% 11/01/2027	3137FCJK1	350,000.00	(332,541.02)	(128.45)	(332,669.47)			
07/08/24	07/10/24	AMERICAN HONDA FINANCE CORPORATE NOTES DTD 07/10/2024 4.900% 07/09/2027	02665WFK2	185,000.00	(184,761.35)	0.00	(184,761.35)			
07/08/24	07/16/24	AUST & NZ BANKING GRP NY CORPORATE NOTES DTD 07/16/2024 4.900% 07/16/2027	05253JB34	390,000.00	(390,000.00)	0.00	(390,000.00)			
07/09/24	07/10/24	CITIGROUP INC (CALLABLE) CORP NOTES DTD 10/21/2016 3.200% 10/21/2026	172967KY6	250,000.00	(239,457.50)	(1,755.56)	(241,213.06)			
07/09/24	07/10/24	BANK OF NY MELLON CORP CORP NOTES (CALLA DTD 06/13/2022 3.992% 06/13/2028	06406RBG1	515,000.00	(499,998.05)	(1,541.91)	(501,539.96)			
07/09/24	07/10/24	NATIONAL RURAL UTIL CORP NOTES (CALLABLE DTD 05/10/2024 5.150% 06/15/2029	63743HFS6	250,000.00	(252,232.50)	(2,145.83)	(254,378.33)			
07/15/24	07/22/24	JPMORGAN CHASE & CO CORPORATE NOTES (CAL DTD 07/22/2024 4.979% 07/22/2028	46647PEL6	310,000.00	(310,000.00)	0.00	(310,000.00)			
07/16/24	07/16/24	PROCTER & GAMBLE CO COMM PAPER DTD 07/16/2024 0.000% 03/11/2025	74271TOB2	1,050,000.00	(1,014,944.58)	0.00	(1,014,944.58)			
07/16/24	07/25/24	FHMS K524 A2 DTD 07/25/2024 4.720% 05/01/2029	3137HDV56	535,000.00	(538,285.44)	(1,683.47)	(539,968.91)			
07/17/24	07/18/24	BLACKROCK INC (CALLABLE) DTD 04/29/2019 3.250% 04/30/2029	09247XAP6	360,000.00	(339,174.00)	(2,535.00)	(341,709.00)			
07/17/24	07/26/24	BLACKROCK FUNDING INC CORPORATE NOTES (C DTD 07/26/2024 4.600% 07/26/2027	09290DAH4	165,000.00	(164,995.05)	0.00	(164,995.05)			
07/18/24	07/19/24	PNC BANK NA CORP NOTES (CALLABLE) DTD 01/22/2018 3.250% 01/22/2028	69353RFJ2	350,000.00	(330,564.50)	(5,592.71)	(336,157.21)			



Managed Account Security Transactions & Interest

For the Month Ending July 31, 2024

CITY OF PALM DESERT - [REDACTED]

Transaction Type		Security Description	CUSIP	Par	Principal Proceeds	Accrued Interest	Total	Realized G/L Cost	Realized G/L Amort Cost	Sale Method
Trade	Settle									
BUY										
07/29/24	07/30/24	PACCAR FINANCIAL CORP CORPORATE NOTES DTD 01/31/2024 4.600% 01/31/2029	69371RS80	265,000.00	(264,851.60)	(6,095.00)	(270,946.60)			
07/29/24	08/01/24	HONEYWELL INTERNATIONAL CORPORATE NOTES DTD 08/01/2024 4.650% 07/30/2027	438516CX2	320,000.00	(319,990.40)	0.00	(319,990.40)			
07/30/24	08/06/24	CITIBANK NA CORPORATE NOTES (CALLABLE) DTD 08/06/2024 4.838% 08/06/2029	17325FBK3	435,000.00	(435,000.00)	0.00	(435,000.00)			
Transaction Type Sub-Total				7,130,000.00	(6,957,405.37)	(36,219.78)	(6,993,625.15)			

INTEREST										
07/01/24	07/01/24	MONEY MARKET FUND	MONEY0002	0.00	0.00	2,923.10	2,923.10			
07/01/24	07/25/24	FHMS K511 A2 DTD 12/01/2023 4.860% 10/01/2028	3137HB3G7	650,000.00	0.00	2,632.50	2,632.50			
07/01/24	07/25/24	FHMS K084 A2 DTD 11/01/2018 3.780% 10/01/2028	3137FJZ93	700,000.00	0.00	2,205.00	2,205.00			
07/01/24	07/25/24	FHMS K514 A2 DTD 02/01/2024 4.572% 12/01/2028	3137HBLV4	550,000.00	0.00	2,095.50	2,095.50			
07/01/24	07/25/24	FHMS K083 A1 DTD 11/01/2018 3.944% 07/01/2028	3137FJJV2	473,563.07	0.00	1,556.44	1,556.44			
07/01/24	07/25/24	FHMS K515 A2 DTD 02/01/2024 5.400% 01/01/2029	3137HBPD0	650,000.00	0.00	2,925.00	2,925.00			
07/01/24	07/25/24	FHMS KJ46 A1 DTD 07/01/2023 4.777% 06/01/2028	3137HAD45	665,874.34	0.00	2,650.73	2,650.73			
07/01/24	07/25/24	FHMS K522 A2 DTD 06/01/2024 4.803% 05/01/2029	3137HDJJ0	665,000.00	0.00	2,661.66	2,661.66			
07/01/24	07/25/24	FHMS K508 A2 DTD 10/01/2023 4.740% 08/01/2028	3137HAQ74	630,000.00	0.00	2,488.50	2,488.50			
07/01/24	07/25/24	FHMS K513 A2 DTD 01/01/2024 4.724% 12/01/2028	3137HBFY5	660,000.00	0.00	2,598.20	2,598.20			



Managed Account Security Transactions & Interest

For the Month Ending July 31, 2024

CITY OF PALM DESERT - [REDACTED]

Transaction Type		Security Description	CUSIP	Par	Principal Proceeds	Accrued Interest	Total	Realized G/L Cost	Realized G/L Amort Cost	Sale Method
Trade	Settle									
INTEREST										
07/01/24	07/25/24	FHMS K505 A2 DTD 07/01/2023 4.819% 06/01/2028	3137HACX2	660,000.00	0.00	2,650.45	2,650.45			
07/01/24	07/25/24	FHMS K509 A2 DTD 10/01/2023 4.850% 09/01/2028	3137HAST4	650,000.00	0.00	2,627.08	2,627.08			
07/01/24	07/25/24	FHMS K520 A2 DTD 04/01/2024 5.180% 03/01/2029	3137HCKV3	370,000.00	0.00	1,597.17	1,597.17			
07/01/24	07/25/24	FHMS KJ47 A1 DTD 09/01/2023 5.272% 08/01/2028	3137HAMN3	736,346.44	0.00	3,235.02	3,235.02			
07/01/24	07/25/24	FHMS K507 A2 DTD 09/01/2023 4.800% 09/01/2028	3137HAMS2	650,000.00	0.00	2,600.00	2,600.00			
07/14/24	07/14/24	MORGAN STANLEY BANK NA BANK NOTES (CALLA DTD 01/18/2024 4.952% 01/14/2028	61690U8A1	500,000.00	0.00	12,104.89	12,104.89			
07/15/24	07/15/24	US TREASURY NOTES DTD 07/15/2023 4.500% 07/15/2026	91282CHM6	1,000,000.00	0.00	22,500.00	22,500.00			
07/22/24	07/22/24	PNC BANK NA CORP NOTES (CALLABLE) DTD 01/22/2018 3.250% 01/22/2028	69353RFJ2	350,000.00	0.00	5,687.50	5,687.50			
07/25/24	07/25/24	FHMS K519 AS DTD 04/18/2024 5.816% 03/25/2029	3137HCKO4	659,860.20	0.00	3,191.71	3,191.71			
07/25/24	07/25/24	FHMS K523 AS DTD 06/27/2024 5.886% 04/25/2029	3137HDJW1	650,000.00	0.00	2,969.80	2,969.80			
07/25/24	07/25/24	FHMS K521 AS DTD 05/16/2024 5.856% 03/25/2029	3137HCTM4	649,951.26	0.00	3,165.44	3,165.44			
07/28/24	07/28/24	FEDERAL HOME LOAN BANK NOTES (CALLABLE) DTD 07/28/2021 0.500% 10/28/2024	3130ANAC4	3,000,000.00	0.00	7,500.00	7,500.00			
07/31/24	07/31/24	US TREASURY N/B NOTES DTD 01/31/2024 4.250% 01/31/2026	91282CJV4	850,000.00	0.00	18,062.50	18,062.50			
07/31/24	07/31/24	US TREASURY NOTES DTD 07/31/2022 2.750% 07/31/2027	91282CFB2	735,000.00	0.00	10,106.25	10,106.25			
07/31/24	07/31/24	US TREASURY NOTES DTD 01/31/2020 1.500% 01/31/2027	912828Z78	1,100,000.00	0.00	8,250.00	8,250.00			
07/31/24	07/31/24	US TREASURY NOTES DTD 01/31/2021 0.750% 01/31/2028	91282CBJ9	1,100,000.00	0.00	4,125.00	4,125.00			



Managed Account Security Transactions & Interest

For the Month Ending July 31, 2024

CITY OF PALM DESERT - [REDACTED]

Transaction Type	Trade	Settle	Security Description	CUSIP	Par	Principal Proceeds	Accrued Interest	Total	Realized G/L Cost	Realized G/L Amort Cost	Sale Method
INTEREST											
	07/31/24	07/31/24	PACCAR FINANCIAL CORP CORPORATE NOTES DTD 01/31/2024 4.600% 01/31/2029	69371RS80	265,000.00	0.00	6,095.00	6,095.00			
Transaction Type Sub-Total					19,570,595.31	0.00	141,204.44	141,204.44			
MATURITY											
	07/29/24	07/29/24	FEDERAL HOME LOAN BANK NOTES DTD 07/29/2021 0.400% 07/29/2024	3130AN7K0	1,000,000.00	1,000,000.00	2,000.00	1,002,000.00	0.00	0.00	
Transaction Type Sub-Total					1,000,000.00	1,000,000.00	2,000.00	1,002,000.00	0.00	0.00	
PAYDOWNS											
	07/01/24	07/25/24	FHMS KJ47 A1 DTD 09/01/2023 5.272% 08/01/2028	3137HAMN3	1,112.17	1,112.17	0.00	1,112.17	(7.65)	0.00	
	07/01/24	07/25/24	FHMS KJ46 A1 DTD 07/01/2023 4.777% 06/01/2028	3137HAD45	431.71	431.71	0.00	431.71	3.54	0.00	
	07/01/24	07/25/24	FHMS K083 A1 DTD 11/01/2018 3.944% 07/01/2028	3137FJJV2	9,220.70	9,220.70	0.00	9,220.70	270.14	0.00	
	07/25/24	07/25/24	FHMS K523 AS DTD 06/27/2024 5.886% 04/25/2029	3137HDJW1	20.93	20.93	0.00	20.93	0.00	0.00	
	07/25/24	07/25/24	FHMS K521 AS DTD 05/16/2024 5.856% 03/25/2029	3137HCTM4	59.45	59.45	0.00	59.45	0.00	0.00	
	07/25/24	07/25/24	FHMS K519 AS DTD 04/18/2024 5.816% 03/25/2029	3137HCKO4	77.48	77.48	0.00	77.48	0.00	0.00	
Transaction Type Sub-Total					10,922.44	10,922.44	0.00	10,922.44	266.03	0.00	
SELL											
	07/01/24	07/02/24	US TREASURY NOTES DTD 12/31/2020 0.375% 12/31/2025	91282CBC4	350,000.00	327,154.30	7.13	327,161.43	3,335.94	(914.07)	FIFO
	07/01/24	07/02/24	US TREASURY NOTES DTD 10/31/2020 0.250% 10/31/2025	91282CAT8	1,250,000.00	1,174,267.58	534.99	1,174,802.57	10,107.42	(5,852.75)	FIFO



Managed Account Security Transactions & Interest

For the Month Ending July 31, 2024

CITY OF PALM DESERT - [REDACTED]											
Transaction Type	Trade	Settle	Security Description	CUSIP	Par	Principal Proceeds	Accrued Interest	Total	Realized G/L Cost	Realized G/L Amort Cost	Sale Method
SELL											
	07/08/24	07/09/24	MERCK & CO INC CORP NOTES (CALLABLE) DTD 12/10/2021 1.700% 06/10/2027	58933YBC8	250,000.00	230,162.50	342.36	230,504.86	2,245.00	77.85	FIFO
	07/08/24	07/09/24	AMERICAN HONDA FINANCE CORPORATE NOTES DTD 03/13/2024 4.900% 03/12/2027	02665WFD8	165,000.00	165,059.40	2,605.17	167,664.57	150.15	141.06	FIFO
	07/08/24	07/09/24	GENERAL DYNAMICS CORP NOTES (CALLABLE) DTD 05/10/2021 1.150% 06/01/2026	369550BN7	250,000.00	233,095.00	303.47	233,398.47	2,657.50	(150.98)	FIFO
	07/09/24	07/10/24	CITIGROUP CORP NOTES DTD 05/02/2016 3.400% 05/01/2026	172967KN0	250,000.00	242,310.00	1,629.17	243,939.17	1,120.00	(216.22)	FIFO
	07/09/24	07/10/24	BANK OF NY MELLON CORP NOTES (CALLABLE) DTD 04/26/2023 4.947% 04/26/2027	06406RBO9	500,000.00	498,630.00	5,084.42	503,714.42	560.00	359.88	FIFO
	07/09/24	07/10/24	NATIONAL RURAL UTIL COOP CORP NOTES (CAL DTD 02/05/2024 4.850% 02/07/2029	63743HFN7	250,000.00	249,900.00	5,220.49	255,120.49	10.00	3.50	FIFO
	07/16/24	07/16/24	FEDERAL HOME LOAN BANK NOTES DTD 07/29/2021 0.400% 07/29/2024	3130AN7K0	1,000,000.00	998,190.00	1,855.56	1,000,045.56	(1,810.00)	(1,810.00)	FIFO
	07/16/24	07/17/24	US TREASURY NOTES DTD 04/30/2022 2.875% 04/30/2029	91282CEM9	600,000.00	568,148.44	3,656.25	571,804.69	10,570.31	9,551.81	FIFO
	07/17/24	07/18/24	US TREASURY NOTES DTD 08/31/2021 1.125% 08/31/2028	91282CCV1	250,000.00	221,865.23	1,069.97	222,935.20	4,228.51	52.00	FIFO
	07/17/24	07/18/24	US TREASURY NOTES DTD 07/31/2022 2.750% 07/31/2027	91282CFB2	165,000.00	158,225.98	2,106.70	160,332.68	4,266.80	2,039.55	FIFO
	07/17/24	07/18/24	US TREASURY NOTES DTD 09/30/2021 1.250% 09/30/2028	91282CCY5	130,000.00	115,745.70	483.95	116,229.65	2,142.96	62.99	FIFO
	07/18/24	07/19/24	US TREASURY NOTES DTD 04/30/2020 0.375% 04/30/2025	91282ZL7	150,000.00	144,714.84	122.28	144,837.12	2,232.42	(72.24)	FIFO
	07/18/24	07/19/24	US TREASURY N/B NOTES DTD 01/31/2024 4.250% 01/31/2026	91282CJV4	350,000.00	348,072.27	6,947.12	355,019.39	998.05	478.18	FIFO
	07/30/24	07/31/24	AMERICAN HONDA FINANCE CORPORATE NOTES DTD 03/13/2024 4.900% 03/13/2029	02665WFE6	300,000.00	302,487.00	5,635.00	308,122.00	2,619.00	2,610.04	FIFO



Managed Account Security Transactions & Interest

For the Month Ending **July 31, 2024**

CITY OF PALM DESERT - [REDACTED]										
Transaction Type		Security Description	CUSIP	Par	Principal Proceeds	Accrued Interest	Total	Realized G/L Cost	Realized G/L Amort Cost	Sale Method
Trade	Settle									
Transaction Type Sub-Total				6,210,000.00	5,978,028.24	37,604.03	6,015,632.27	45,434.06	6,360.60	
Managed Account Sub-Total					31,545.31	144,588.69	176,134.00	45,700.09	6,360.60	
Total Security Transactions					\$31,545.31	\$144,588.69	\$176,134.00	\$45,700.09	\$6,360.60	

Bolded items are forward settling trades.



Account Statement - Transaction Summary

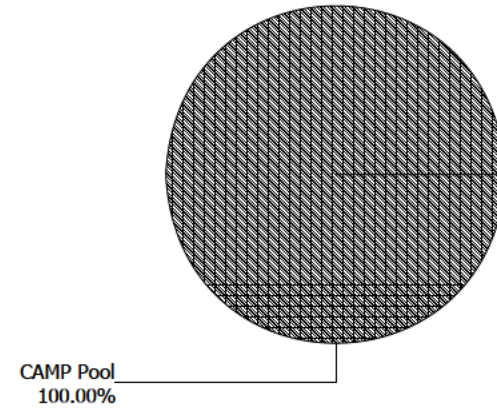
For the Month Ending **July 31, 2024**

CITY OF PALM DESERT - CITY OF PALM DESERT - [REDACTED]

CAMP Pool	
Opening Market Value	185,719,722.67
Purchases	824,886.93
Redemptions	(9,000,000.00)
Unsettled Trades	0.00
Change in Value	0.00
Closing Market Value	\$177,544,609.60
Cash Dividends and Income	824,886.93

Asset Summary		
	July 31, 2024	June 30, 2024
CAMP Pool	177,544,609.60	185,719,722.67
Total	\$177,544,609.60	\$185,719,722.67

Asset Allocation





Account Statement

For the Month Ending **July 31, 2024**

CITY OF PALM DESERT - CITY OF PALM DESERT - [REDACTED]

Trade Date	Settlement Date	Transaction Description	Share or Unit Price	Dollar Amount of Transaction	Total Shares Owned
CAMP Pool					
Opening Balance					185,719,722.67
07/05/24	07/05/24	Redemption - Outgoing Wires	1.00	(3,000,000.00)	182,719,722.67
07/12/24	07/12/24	Redemption - Outgoing Wires	1.00	(6,000,000.00)	176,719,722.67
07/31/24	08/01/24	Accrual Income Div Reinvestment Distributions	1.00	824,886.93	177,544,609.60
Closing Balance					177,544,609.60

	Month of July	Fiscal YTD January-July
Opening Balance	185,719,722.67	172,831,653.55
Purchases	824,886.93	25,212,956.05
Redemptions (Excl. Checks)	(9,000,000.00)	(20,500,000.00)
Check Disbursements	0.00	0.00
Closing Balance	177,544,609.60	177,544,609.60
Cash Dividends and Income	824,886.93	5,712,956.05

Closing Balance	177,544,609.60
Average Monthly Balance	179,262,460.96
Monthly Distribution Yield	5.43%



Account Statement - Transaction Summary

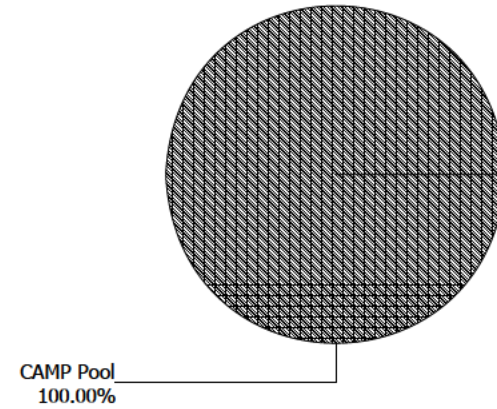
For the Month Ending July 31, 2024

CITY OF PALM DESERT - DESERT WILLOW GOLF RESORT - [REDACTED]

CAMP Pool	
Opening Market Value	5,062,032.95
Purchases	21,514.16
Redemptions	(750,000.00)
Unsettled Trades	0.00
Change in Value	0.00
Closing Market Value	\$4,333,547.11
Cash Dividends and Income	21,514.16

Asset Summary		
	July 31, 2024	June 30, 2024
CAMP Pool	4,333,547.11	5,062,032.95
Total	\$4,333,547.11	\$5,062,032.95

Asset Allocation





Account Statement

For the Month Ending **July 31, 2024**

CITY OF PALM DESERT - DESERT WILLOW GOLF RESORT - [REDACTED]

Trade Date	Settlement Date	Transaction Description	Share or Unit Price	Dollar Amount of Transaction	Total Shares Owned
CAMP Pool					
Opening Balance					5,062,032.95
07/16/24	07/16/24	Redemption - Outgoing Wires	1.00	(750,000.00)	4,312,032.95
07/31/24	08/01/24	Accrual Income Div Reinvestment - Distributions	1.00	21,514.16	4,333,547.11
Closing Balance					4,333,547.11

	Month of July	Fiscal YTD January-July	
Opening Balance	5,062,032.95	3,204,048.18	Closing Balance 4,333,547.11
Purchases	21,514.16	1,879,498.93	Average Monthly Balance 4,675,630.18
Redemptions (Excl. Checks)	(750,000.00)	(750,000.00)	Monthly Distribution Yield 5.43%
Check Disbursements	0.00	0.00	
Closing Balance	4,333,547.11	4,333,547.11	
Cash Dividends and Income	21,514.16	129,498.93	

California State Treasurer
Fiona Ma, CPA



Local Agency Investment Fund
P.O. Box 942809
Sacramento, CA 94209-0001
(916) 653-3001

August 05, 2024

[LAIF Home](#)
[PMIA Average Monthly Yields](#)

CITY OF PALM DESERT

CITY TREASURER
73-510 FRED WARING DRIVE
PALM DESERT, CA 92260-2578

[Tran Type Definitions](#)

Account Number: XXXXXXXXXX

July 2024 Statement

Effective Date	Transaction Date	Tran Type	Confirm Number	Web Confirm Number	Authorized Caller	Amount
7/15/2024	7/12/2024	QRD	1757096	N/A	SYSTEM	10,492.48

Account Summary

Total Deposit:	10,492.48	Beginning Balance:	929,939.49
Total Withdrawal:	0.00	Ending Balance:	940,431.97

Fund Summary Report

Parameters: Query: Fund Summary

Bank: oneof

Account Number: oneof [REDACTED]

Counterparty: equalto

Run Date: 05-Sep-2024 09:31:44 AM

User: Susan

From : 01-Jul-2024

To : 31-Jul-2024

As at : 05-Sep-2024

Balance Calculation Based On: Value Date

Account Number	Account Name	Balance Forward	Total Receipts	Total Payments	Total
052460	City Of Palm Desert	\$2,804,388.67	\$3,494.52	\$0.00	\$2,807,883.19
[REDACTED]	[REDACTED]	[REDACTED]	[REDACTED]	[REDACTED]	[REDACTED]



Managed Account Summary Statement

For the Month Ending **August 31, 2024**

CITY OF PALM DESERT - [REDACTED]

Transaction Summary - Managed Account

Opening Market Value	\$67,275,761.60
Maturities/Calls	(10,391.22)
Principal Dispositions	(4,057,642.13)
Principal Acquisitions	4,480,487.51
Unsettled Trades	141,515.62
Change in Current Value	482,812.14
Closing Market Value	\$68,312,543.52

Cash Transactions Summary - Managed Account

Maturities/Calls	0.00
Sale Proceeds	4,072,238.41
Coupon/Interest/Dividend Income	174,173.79
Principal Payments	10,391.22
Security Purchases	(5,255,331.38)
Net Cash Contribution	0.00
Reconciling Transactions	0.00

Earnings Reconciliation (Cash Basis) - Managed Account

Interest/Dividends/Coupons Received	188,770.07
Less Purchased Interest Related to Interest/Coupons	(19,853.47)
Plus Net Realized Gains/Losses	69,335.88
Total Cash Basis Earnings	\$238,252.48

Cash Balance

Closing Cash Balance	\$184,345.94
-----------------------------	---------------------

Earnings Reconciliation (Accrual Basis)

	Total
Ending Amortized Value of Securities	67,639,788.24
Ending Accrued Interest	388,763.42
Plus Proceeds from Sales	6,358,067.39
Plus Proceeds of Maturities/Calls/Principal Payments	10,391.22
Plus Coupons/Dividends Received	174,173.79
Less Cost of New Purchases	(6,923,617.13)
Less Beginning Amortized Value of Securities	(67,024,073.71)
Less Beginning Accrued Interest	(373,755.34)
Total Accrual Basis Earnings	\$249,737.88



Portfolio Summary and Statistics

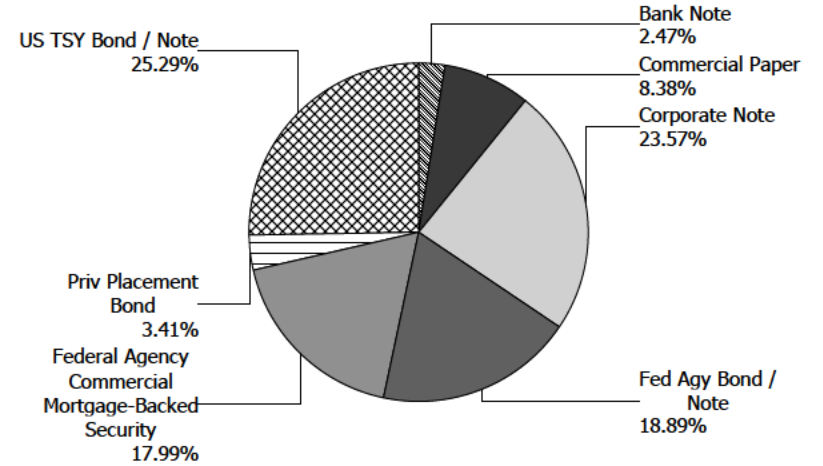
For the Month Ending **August 31, 2024**

CITY OF PALM DESERT

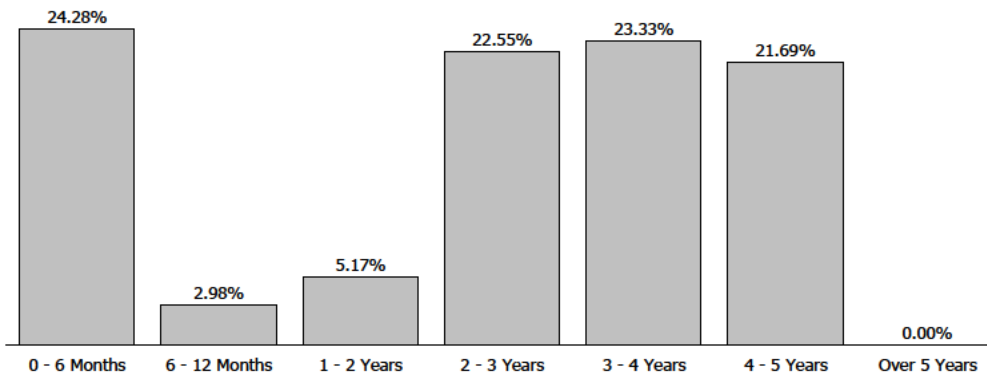
Account Summary

Description	Par Value	Market Value	Percent
U.S. Treasury Bond / Note	17,985,000.00	17,279,614.36	25.29
Federal Agency Commercial Mortgage-Backed Security	12,129,281.66	12,287,566.22	17.99
Federal Agency Bond / Note	13,000,000.00	12,902,821.00	18.89
Corporate Note	18,270,000.00	18,435,494.98	26.98
Commercial Paper	5,805,000.00	5,722,209.68	8.38
Bank Note	1,675,000.00	1,684,837.28	2.47
Managed Account Sub-Total	68,864,281.66	68,312,543.52	100.00%
Accrued Interest		388,763.42	
Total Portfolio	68,864,281.66	68,701,306.94	
Unsettled Trades	2,500,000.00	2,416,015.00	

Sector Allocation



Maturity Distribution



Characteristics

Yield to Maturity at Cost	4.30%
Yield to Maturity at Market	4.47%
Weighted Average Days to Maturity	909



Managed Account Issuer Summary

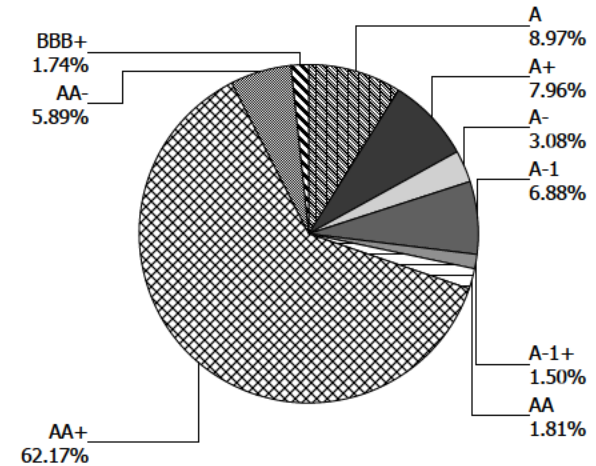
For the Month Ending August 31, 2024

CITY OF PALM DESERT -

Issuer Summary

Issuer	Market Value of Holdings	Percent
Air Products and Chemicals Inc	406,738.00	0.60
American Express Co	273,369.37	0.40
Analog Devices Inc	245,002.00	0.36
ANZ Group Holdings Ltd	397,722.78	0.58
AstraZeneca PLC	253,400.50	0.37
Bank of America Corp	511,343.00	0.75
Bank of New York Mellon Corp	508,587.22	0.74
Bayerische Motoren Werke AG	506,302.50	0.74
BlackRock Inc	1,025,204.41	1.50
BP PLC	342,257.78	0.50
Bristol-Myers Squibb Co	510,253.16	0.75
Caterpillar Inc	502,764.48	0.74
Cisco Systems Inc	1,004,537.36	1.47
Citigroup Inc	1,016,960.56	1.49
Cooperatieve Rabobank UA	508,442.00	0.74
Cummins Inc	512,256.50	0.75
Deere & Co	511,949.50	0.75
Eli Lilly & Co	80,177.92	0.12
Federal Farm Credit Banks Funding Corp	4,924,900.00	7.21
Federal Home Loan Banks	2,978,511.00	4.36
Federal Home Loan Mortgage Corp	17,286,976.22	25.32
Goldman Sachs Group Inc	473,664.52	0.69
Groupe BPCE	1,016,039.38	1.49
Home Depot Inc	511,058.49	0.75
Honda Motor Co Ltd	187,754.09	0.27
Honeywell International Inc	324,220.48	0.47
Hormel Foods Corp	506,778.50	0.74
ING Groep NV	674,894.88	0.99
JPMorgan Chase & Co	822,543.42	1.20
Lockheed Martin Corp	252,334.00	0.37
Mercedes-Benz Group AG	255,976.75	0.37
Mitsubishi UFJ Financial Group Inc	1,014,419.12	1.48

Credit Quality (S&P Ratings)





Managed Account Issuer Summary

For the Month Ending **August 31, 2024**

CITY OF PALM DESERT - [REDACTED]

Issuer	Market Value of Holdings	Percent
Morgan Stanley	1,016,345.50	1.49
National Australia Bank Ltd	1,021,348.00	1.50
National Rural Utilities Cooperative Fi	257,923.75	0.38
Nestle SA	330,844.80	0.48
NIKE Inc	241,462.50	0.35
PACCAR Inc	430,147.51	0.63
PNC Financial Services Group Inc	336,121.10	0.49
Procter & Gamble Co	1,023,924.30	1.50
Roche Holding AG	511,409.00	0.75
Salesforce Inc	339,894.75	0.50
State Street Corp	998,048.41	1.46
Toyota Motor Corp	377,812.19	0.55
United Parcel Service Inc	241,171.50	0.35
United Services Automobile Association	727,984.30	1.07
United States Treasury	17,279,614.36	25.29
UnitedHealth Group Inc	1,992,932.00	2.92
Wells Fargo & Co	838,219.66	1.23
Total	\$68,312,543.52	100.00%



Managed Account Detail of Securities Held

For the Month Ending **August 31, 2024**

CITY OF PALM DESERT - [REDACTED]											
Security Type/Description			S&P	Moody's	Trade	Settle	Original	YTM	Accrued	Amortized	Market
Dated Date/Coupon/Maturity	CUSIP	Par	Rating	Rating	Date	Date	Cost	at Cost	Interest	Cost	Value
U.S. Treasury Bond / Note											
US TREASURY N/B DTD 06/15/2023 4.125% 06/15/2026	91282CHH7	1,000,000.00	AA+	Aaa	10/17/23	10/20/23	977,929.69	5.02	8,790.98	985,149.80	1,002,031.00
US TREASURY N/B DTD 07/17/2023 4.500% 07/15/2026	91282CHM6	1,000,000.00	AA+	Aaa	10/13/23	10/16/23	990,937.50	4.85	5,869.57	993,837.86	1,009,258.00
US TREASURY N/B DTD 08/15/2023 4.375% 08/15/2026	91282CHU8	1,000,000.00	AA+	Aaa	10/11/23	10/12/23	989,140.63	4.79	2,021.06	992,540.72	1,008,008.00
US TREASURY N/B DTD 09/15/2023 4.625% 09/15/2026	91282CHY0	1,250,000.00	AA+	Aaa	12/07/23	12/08/23	1,259,228.52	4.34	26,706.86	1,256,900.58	1,266,698.75
US TREASURY N/B DTD 11/15/2023 4.625% 11/15/2026	91282CJK8	1,250,000.00	AA+	Aaa	12/07/23	12/08/23	1,260,302.73	4.32	17,123.81	1,257,850.35	1,268,945.00
US TREASURY N/B DTD 01/31/2020 1.500% 01/31/2027	912828Z78	430,000.00	AA+	Aaa	01/30/24	01/31/24	398,841.80	4.09	560.87	404,925.61	406,820.42
US TREASURY N/B DTD 08/01/2022 2.750% 07/31/2027	91282CFB2	735,000.00	AA+	Aaa	10/11/23	10/12/23	685,818.16	4.69	1,757.61	697,334.08	713,639.43
US TREASURY N/B DTD 08/31/2020 0.500% 08/31/2027	91282CAH4	1,100,000.00	AA+	Aaa	01/30/24	01/31/24	971,480.47	4.04	15.19	992,507.37	998,464.50
US TREASURY N/B DTD 08/31/2022 3.125% 08/31/2027	91282CFH9	1,400,000.00	AA+	Aaa	07/01/24	07/02/24	1,340,609.38	4.58	120.86	1,343,495.95	1,373,422.40
US TREASURY N/B DTD 09/30/2020 0.375% 09/30/2027	91282CAL5	1,000,000.00	AA+	Aaa	11/22/23	11/24/23	855,703.13	4.50	1,577.87	884,644.61	901,836.00
US TREASURY N/B DTD 10/31/2022 4.125% 10/31/2027	91282CFU0	1,000,000.00	AA+	Aaa	10/13/23	10/16/23	978,320.31	4.72	13,899.46	983,035.20	1,009,609.00
US TREASURY N/B DTD 11/30/2020 0.625% 11/30/2027	91282CAY7	225,000.00	AA+	Aaa	11/22/23	11/24/23	193,420.90	4.48	357.33	199,491.32	203,484.38
US TREASURY N/B DTD 11/30/2020 0.625% 11/30/2027	91282CAY7	2,000,000.00	AA+	Aaa	08/01/24	08/02/24	1,790,859.38	4.01	3,176.23	1,795,698.18	1,808,750.00
US TREASURY N/B DTD 12/31/2020 0.625% 12/31/2027	91282CBB6	1,400,000.00	AA+	Aaa	01/25/24	01/26/24	1,226,421.88	4.07	1,497.96	1,252,912.20	1,262,898.00



Managed Account Detail of Securities Held

For the Month Ending **August 31, 2024**

CITY OF PALM DESERT - [REDACTED]												
Security Type/Description	Dated Date/Coupon/Maturity	CUSIP	Par	S&P Rating	Moody's Rating	Trade Date	Settle Date	Original Cost	YTM at Cost	Accrued Interest	Amortized Cost	Market Value
U.S. Treasury Bond / Note												
US TREASURY N/B	DTD 02/01/2021 0.750% 01/31/2028	91282CBJ9	400,000.00	AA+	Aaa	01/30/24	01/31/24	352,171.88	4.02	260.87	359,177.50	361,531.20
US TREASURY N/B	DTD 02/15/2018 2.750% 02/15/2028	9128283W8	2,500,000.00	AA+	Aaa	08/29/24	09/03/24	2,419,726.56	3.75	3,175.95	2,419,726.56	2,416,015.00
US TREASURY N/B	DTD 03/01/2021 1.125% 02/29/2028	91282CBP5	125,000.00	AA+	Aaa	01/30/24	01/31/24	111,533.20	4.01	3.88	113,467.36	114,213.88
US TREASURY N/B	DTD 09/30/2021 1.250% 09/30/2028	91282CCY5	170,000.00	AA+	Aaa	12/07/23	12/08/23	148,557.42	4.17	894.13	151,826.26	153,989.40
Security Type Sub-Total			17,985,000.00					16,951,003.54	4.33	87,810.49	17,084,521.51	17,279,614.36
Federal Agency Commercial Mortgage-Backed Security												
FHMS K070 A2 FLOATING	DTD 12/01/2017 3.303% 11/01/2027	3137FCJK1	350,000.00	AA+	Aaa	07/01/24	07/05/24	332,541.02	4.90	963.38	333,277.17	341,658.45
FHMS K505 A2	DTD 07/01/2023 4.819% 06/01/2028	3137HACX2	660,000.00	AA+	Aaa	03/15/24	03/20/24	659,561.72	4.84	2,650.45	659,607.69	672,376.32
FHMS KJ46 A1	DTD 07/01/2023 4.777% 06/01/2028	3137HAD45	665,018.56	AA+	Aaa	04/02/24	04/05/24	659,563.33	4.99	2,647.33	660,087.32	671,872.90
FHMS K083 A1	DTD 11/01/2018 3.944% 07/01/2028	3137FJJV2	455,888.95	AA+	Aaa	04/26/24	04/30/24	442,532.83	4.72	1,498.36	443,270.52	451,895.82
FHMS K508 A2 FLOATING	DTD 10/01/2023 4.740% 08/01/2028	3137HAQ74	630,000.00	AA+	Aaa	06/11/24	06/14/24	623,823.05	5.00	2,488.50	624,106.79	640,221.75
FHMS KJ47 A1	DTD 09/01/2023 5.272% 08/01/2028	3137HAMN3	733,851.61	AA+	Aaa	04/02/24	04/05/24	738,896.84	5.10	3,224.05	738,479.25	751,500.01
FHMS K507 A2 FLOATING	DTD 09/01/2023 4.800% 09/01/2028	3137HAMS2	650,000.00	AA+	Aaa	05/16/24	05/21/24	647,968.75	4.88	2,600.00	648,087.96	662,326.60
FHMS K509 A2	DTD 10/01/2023 4.850% 09/01/2028	3137HAST4	650,000.00	AA+	Aaa	05/16/24	05/21/24	649,339.84	4.88	2,627.08	649,380.22	664,681.55
FHMS K511 A2	DTD 12/01/2023 4.860% 10/01/2028	3137HB3G7	650,000.00	AA+	Aaa	03/25/24	03/28/24	653,859.38	4.71	2,632.50	653,596.00	663,593.45



Managed Account Detail of Securities Held

For the Month Ending **August 31, 2024**

CITY OF PALM DESERT - [REDACTED]												
Security Type/Description	Dated Date/Coupon/Maturity	CUSIP	Par	S&P Rating	Moody's Rating	Trade Date	Settle Date	Original Cost	YTM at Cost	Accrued Interest	Amortized Cost	Market Value
Federal Agency Commercial Mortgage-Backed Security												
FHMS K084 A2 FLOATING DTD 11/01/2018 3.780% 10/01/2028		3137FJZ93	700,000.00	AA+	Aaa	05/16/24	05/21/24	670,031.25	4.85	2,205.00	671,722.12	689,439.10
FHMS K514 A2 DTD 02/01/2024 4.572% 12/01/2028		3137HBLV4	550,000.00	AA+	Aaa	03/15/24	03/20/24	545,166.02	4.78	2,095.50	545,573.19	555,917.45
FHMS K513 A2 FLOATING DTD 01/01/2024 4.724% 12/01/2028		3137HBFY5	660,000.00	AA+	Aaa	03/15/24	03/20/24	658,427.34	4.78	2,598.20	658,561.13	671,077.44
FHMS K515 A2 DTD 02/01/2024 5.400% 01/01/2029		3137HBPD0	650,000.00	AA+	Aaa	05/29/24	06/03/24	657,083.98	5.14	2,925.00	656,755.08	677,075.75
FHMS K520 A2 FLOATING DTD 04/01/2024 5.180% 03/01/2029		3137HCKV3	370,000.00	AA+	Aaa	04/23/24	04/30/24	371,501.83	5.09	1,597.17	371,432.87	383,744.76
FHMS K521 AS FLOATING DTD 05/16/2024 5.868% 03/25/2029		3137HCTM4	649,842.51	AA+	Aaa	05/08/24	05/16/24	649,842.51	5.85	741.45	649,842.51	650,355.23
FHMS K519 AS FLOATING DTD 04/18/2024 5.816% 03/25/2029		3137HCKO4	659,719.02	AA+	Aaa	04/09/24	04/18/24	659,719.02	5.78	746.12	659,719.02	661,799.77
FHMS K524 A2 FLOATING DTD 07/01/2024 4.720% 05/01/2029		3137HDV56	535,000.00	AA+	Aaa	07/16/24	07/25/24	538,285.43	4.58	2,104.33	538,276.55	545,114.71
FHMS K522 A2 DTD 06/01/2024 4.803% 05/01/2029		3137HDJJ0	665,000.00	AA+	Aaa	06/05/24	06/13/24	664,998.01	4.80	2,661.66	665,000.00	679,355.36
FHMS K523 AS FLOATING DTD 06/27/2024 5.897% 05/25/2029		3137HDJW1	649,961.02	AA+	Aaa	06/18/24	06/27/24	649,961.02	0.00	745.71	649,961.02	649,959.07
FHMS K526 A2 FLOATING DTD 08/01/2024 4.543% 07/01/2029		3137HDXL9	595,000.00	AA+	Aaa	08/07/24	08/15/24	600,565.63	-0.22	2,252.57	600,513.90	603,600.73
Security Type Sub-Total			12,129,281.66					12,073,668.80	4.47	42,004.36	12,077,250.31	12,287,566.22
Federal Agency Bond / Note												
FEDERAL HOME LOAN BANK (CALLABLE) DTD 07/28/2021 0.500% 10/28/2024		3130ANAC4	3,000,000.00	AA+	Aaa	07/27/21	07/27/21	2,999,550.00	0.50	1,375.00	2,999,978.10	2,978,511.00



Managed Account Detail of Securities Held

For the Month Ending **August 31, 2024**

CITY OF PALM DESERT - [REDACTED]											
Security Type/Description			S&P	Moody's	Trade	Settle	Original	YTM	Accrued	Amortized	Market
Dated Date/Coupon/Maturity	CUSIP	Par	Rating	Rating	Date	Date	Cost	at Cost	Interest	Cost	Value
Federal Agency Bond / Note											
FEDERAL FARM CREDIT BANK (CALLABLE) DTD 12/23/2020 0.320% 12/23/2024	3133EMLP5	5,000,000.00	AA+	Aaa	09/10/21	09/10/21	4,967,500.00	0.52	3,022.22	4,996,923.08	4,924,900.00
FREDDIE MAC (CALLABLE) DTD 12/30/2022 5.250% 12/30/2024	3134GYAB8	5,000,000.00	AA+	Aaa	12/12/22	12/12/22	5,000,000.00	5.25	44,479.17	5,000,000.00	4,999,410.00
Security Type Sub-Total		13,000,000.00					12,967,050.00	2.35	48,876.39	12,996,901.18	12,902,821.00
Corporate Note											
BANK OF AMERICA NA (CALLABLE) DTD 08/18/2023 5.526% 08/18/2026	06428CAA2	500,000.00	A+	Aa1	03/12/24	03/14/24	506,500.00	4.95	997.75	505,212.34	511,343.00
CITIGROUP INC (CALLABLE) DTD 10/21/2016 3.200% 10/21/2026	172967KY6	250,000.00	BBB+	A3	07/09/24	07/10/24	239,457.50	5.18	2,888.89	240,076.51	243,239.75
AMERICAN EXPRESS CO (CALLABLE) DTD 11/04/2021 1.650% 11/04/2026	025816CM9	290,000.00	BBB+	A2	06/18/24	06/20/24	266,936.30	5.26	1,555.13	268,750.87	273,369.37
STATE STREET CORP (CALLABLE) DTD 11/04/2022 5.751% 11/04/2026	857477BX0	500,000.00	A	A1	03/12/24	03/14/24	503,620.00	5.45	9,345.38	502,595.36	505,350.00
GOLDMAN SACHS GROUP INC (CALLABLE) DTD 11/16/2016 3.500% 11/16/2026	38145GAH3	350,000.00	BBB+	A2	05/10/24	05/14/24	334,411.00	5.43	3,572.92	336,162.22	342,199.55
JP MORGAN CHASE BANK NA (CALLABLE) DTD 12/08/2023 5.110% 12/08/2026	48125LRU8	500,000.00	A+	Aa2	03/12/24	03/14/24	502,780.00	4.89	5,890.69	502,318.72	508,550.00
WELLS FARGO BANK NA (CALLABLE) DTD 12/11/2023 5.254% 12/11/2026	94988J6F9	500,000.00	A+	Aa2	03/12/24	03/14/24	503,535.00	4.97	5,837.78	502,950.35	509,663.50
ASTRAZENECA FINANCE LLC (CALLABLE) DTD 02/26/2024 4.800% 02/26/2027	04636NAK9	250,000.00	A+	A2	03/11/24	03/13/24	250,420.00	4.74	166.67	250,356.09	253,400.50
CISCO SYSTEMS INC (CALLABLE) DTD 02/26/2024 4.800% 02/26/2027	17275RBO4	660,000.00	AA-	A1	08/05/24	08/06/24	668,052.00	4.29	440.00	667,839.42	670,659.66
COOPERAT RABOBANK UA/NY DTD 03/05/2024 5.041% 03/05/2027	21688ABD3	500,000.00	A+	Aa2	03/11/24	03/13/24	502,270.00	4.87	12,322.44	501,935.96	508,442.00
STATE STREET CORP (CALLABLE) DTD 03/18/2024 4.993% 03/18/2027	857477CL5	200,000.00	A	A1	03/13/24	03/18/24	200,000.00	4.99	4,521.44	200,000.00	203,174.60



Managed Account Detail of Securities Held

For the Month Ending **August 31, 2024**

CITY OF PALM DESERT - [REDACTED]											
Security Type/Description			S&P	Moody's	Trade	Settle	Original	YTM	Accrued	Amortized	Market
Dated Date/Coupon/Maturity	CUSIP	Par	Rating	Rating	Date	Date	Cost	at Cost	Interest	Cost	Value
Corporate Note											
STATE STREET CORP (CALLABLE) DTD 03/18/2024 4.993% 03/18/2027	857477CL5	285,000.00	A	A1	03/15/24	03/19/24	284,444.25	5.06	6,443.05	284,522.84	289,523.81
TOYOTA MOTOR CREDIT CORP DTD 03/21/2024 5.000% 03/19/2027	89236TLY9	115,000.00	A+	A1	03/18/24	03/21/24	114,860.85	5.04	2,555.56	114,880.36	117,165.45
NIKE INC (CALLABLE) DTD 03/27/2020 2.750% 03/27/2027	654106AJ2	250,000.00	AA-	A1	03/13/24	03/15/24	236,067.50	4.74	2,940.97	238,185.44	241,462.50
HORMEL FOODS CORP (CALLABLE) DTD 03/08/2024 4.800% 03/30/2027	440452AK6	500,000.00	A-	A1	03/11/24	03/13/24	500,895.00	4.72	11,533.33	500,762.81	506,778.50
BMW US CAPITAL LLC DTD 04/02/2024 4.900% 04/02/2027	05565ECH6	500,000.00	A	A2	03/25/24	04/02/24	499,405.00	4.94	10,140.28	499,482.97	506,302.50
GOLDMAN SACHS BANK USA (CALLABLE) DTD 05/21/2024 5.414% 05/21/2027	38151LAG5	130,000.00	A+	A1	05/15/24	05/21/24	130,000.00	5.41	1,955.06	130,000.00	131,464.97
USAA CAPITAL CORP DTD 06/03/2024 5.250% 06/01/2027	90327OD97	710,000.00	AA	Aa1	05/29/24	06/03/24	707,948.10	5.36	9,111.67	708,105.46	727,984.30
NATIONAL AUSTRALIA BK/NY DTD 06/11/2024 5.087% 06/11/2027	63253QAJ3	350,000.00	AA-	Aa2	06/17/24	06/18/24	350,878.50	4.99	3,956.56	350,822.48	357,471.80
NATIONAL AUSTRALIA BK/NY DTD 06/11/2024 5.087% 06/11/2027	63253QAJ3	650,000.00	AA-	Aa2	06/04/24	06/11/24	650,806.00	5.04	7,347.89	650,750.68	663,876.20
ANALOG DEVICES INC (CALLABLE) DTD 09/18/2023 3.450% 06/15/2027	032654BA2	250,000.00	A-	NR	03/13/24	03/15/24	240,110.00	4.78	1,820.83	241,423.21	245,002.00
AMERICAN HONDA FINANCE DTD 07/10/2024 4.900% 07/09/2027	02665WFK2	185,000.00	A-	A3	07/08/24	07/10/24	184,761.35	4.95	1,284.21	184,772.14	187,754.09
AUST & NZ BANKING GRP NY DTD 07/16/2024 4.900% 07/16/2027	05253JB34	390,000.00	AA-	Aa2	07/08/24	07/16/24	390,000.00	4.90	2,388.75	390,000.00	397,722.78
BLACKROCK FUNDING INC (CALLABLE) DTD 07/26/2024 4.600% 07/26/2027	09290DAH4	165,000.00	AA-	Aa3	07/17/24	07/26/24	164,995.05	4.60	737.92	164,995.57	167,349.93
HONEYWELL INTERNATIONAL (CALLABLE) DTD 08/01/2024 4.650% 07/30/2027	438516CX2	320,000.00	A	A2	07/29/24	08/01/24	319,990.40	4.65	1,240.00	319,991.37	324,220.48



Managed Account Detail of Securities Held

For the Month Ending **August 31, 2024**

CITY OF PALM DESERT - [REDACTED]											
Security Type/Description			S&P	Moody's	Trade	Settle	Original	YTM	Accrued	Amortized	Market
Dated Date/Coupon/Maturity	CUSIP	Par	Rating	Rating	Date	Date	Cost	at Cost	Interest	Cost	Value
Corporate Note											
PACCAR FINANCIAL CORP DTD 08/06/2024 4.450% 08/06/2027	69371RT30	160,000.00	A+	A1	08/01/24	08/06/24	159,787.20	4.50	494.44	159,792.24	161,329.12
CATERPILLAR FINL SERVICE DTD 08/16/2024 4.400% 10/15/2027	14913UAR1	390,000.00	A	A2	08/13/24	08/16/24	390,990.60	4.32	715.00	390,979.25	392,274.87
UNITED PARCEL SERVICE (CALLABLE) DTD 11/14/2017 3.050% 11/15/2027	911312BM7	250,000.00	A	A2	03/13/24	03/15/24	235,922.50	4.74	2,245.14	237,692.85	241,171.50
BRISTOL-MYERS SQUIBB CO (CALLABLE) DTD 07/15/2020 3.450% 11/15/2027	110122DD7	260,000.00	A	A2	08/14/24	08/15/24	253,336.20	4.30	2,641.17	253,421.37	253,900.66
BP CAP MARKETS AMERICA (CALLABLE) DTD 05/17/2024 5.017% 11/17/2027	10373QBY5	335,000.00	A-	A1	05/16/24	05/20/24	335,010.05	5.02	4,855.34	335,009.59	342,257.78
MERCEDES-BENZ FIN NA DTD 11/28/2022 5.250% 11/29/2027	58769JAC1	250,000.00	A	A2	03/13/24	03/15/24	252,432.50	4.96	3,354.17	252,153.28	255,976.75
WELLS FARGO & COMPANY (CALLABLE) DTD 04/22/2024 5.707% 04/22/2028	95000U3L5	320,000.00	BBB+	A1	04/15/24	04/22/24	320,000.00	5.71	6,544.03	320,000.00	328,556.16
BANK OF NY MELLON CORP (CALLABLE) DTD 06/13/2022 3.992% 06/13/2028	06406RBG1	515,000.00	A	A1	07/09/24	07/10/24	499,998.05	4.81	4,454.41	500,495.28	508,587.22
SALESFORCE INC (CALLABLE) DTD 07/12/2021 1.500% 07/15/2028	79466LAH7	375,000.00	A+	A1	08/05/24	08/06/24	337,552.50	4.28	718.75	338,164.81	339,894.75
JPMORGAN CHASE & CO (CALLABLE) DTD 07/22/2024 4.979% 07/22/2028	46647PEL6	310,000.00	A-	A1	07/15/24	07/22/24	310,000.00	4.98	1,672.11	310,000.00	313,993.42
PACCAR FINANCIAL CORP DTD 01/31/2024 4.600% 01/31/2029	69371RS80	265,000.00	A+	A1	07/29/24	07/30/24	264,851.60	4.61	1,049.69	264,854.43	268,818.39
AIR PRODUCTS & CHEMICALS (CALLABLE) DTD 02/08/2024 4.600% 02/08/2029	009158BH8	400,000.00	A	A2	03/11/24	03/13/24	399,688.00	4.62	1,175.56	399,715.78	406,738.00
LOCKHEED MARTIN CORP (CALLABLE) DTD 01/29/2024 4.500% 02/15/2029	539830CC1	250,000.00	A-	A2	03/11/24	03/13/24	248,110.00	4.67	500.00	248,271.61	252,334.00
CUMMINS INC (CALLABLE) DTD 02/20/2024 4.900% 02/20/2029	231021AV8	500,000.00	A	A2	03/11/24	03/13/24	503,430.00	4.74	748.61	503,135.17	512,256.50



Managed Account Detail of Securities Held

For the Month Ending **August 31, 2024**

CITY OF PALM DESERT - [REDACTED]

Security Type/Description	Dated Date/Coupon/Maturity	CUSIP	Par	S&P Rating	Moody's Rating	Trade Date	Settle Date	Original Cost	YTM at Cost	Accrued Interest	Amortized Cost	Market Value
Corporate Note												
BRISTOL-MYERS SQUIBB CO (CALLABLE) DTD 02/22/2024 4.900% 02/22/2029		110122EF1	250,000.00	A	A2	03/11/24	03/13/24	252,085.00	4.71	306.25	251,905.37	256,352.50
CISCO SYSTEMS INC (CALLABLE) DTD 02/26/2024 4.850% 02/26/2029		17275RBR2	325,000.00	AA-	A1	03/11/24	03/13/24	328,581.50	4.60	218.92	328,272.63	333,877.70
ROCHE HOLDINGS INC (CALLABLE) DTD 03/08/2024 4.790% 03/08/2029		771196CJ9	500,000.00	AA	Aa2	03/11/24	03/13/24	502,485.00	4.68	11,509.31	502,272.07	511,409.00
NESTLE CAPITAL CORP (CALLABLE) DTD 03/12/2024 4.650% 03/12/2029		64105MAA9	325,000.00	AA-	Aa3	03/11/24	03/13/24	325,559.00	4.61	7,094.48	325,512.90	330,844.80
BLACKROCK FUNDING INC (CALLABLE) DTD 03/14/2024 4.700% 03/14/2029		09290DAA9	500,000.00	AA-	Aa3	03/11/24	03/14/24	502,675.00	4.58	10,901.39	502,452.73	510,916.00
BLACKROCK INC (CALLABLE) DTD 04/29/2019 3.250% 04/30/2029		09247XAP6	360,000.00	AA-	Aa3	07/17/24	07/18/24	339,174.00	4.61	3,932.50	339,640.24	346,938.48
TOYOTA MOTOR CREDIT CORP DTD 05/16/2024 5.050% 05/16/2029		89236TMF9	165,000.00	A+	A1	05/13/24	05/16/24	164,646.90	5.10	2,430.31	164,665.43	169,890.11
JOHN DEERE CAPITAL CORP DTD 06/11/2024 4.850% 06/11/2029		24422EXT1	500,000.00	A	A1	06/06/24	06/11/24	499,190.00	4.89	5,388.89	499,222.46	511,949.50
NATIONAL RURAL UTIL COOP (CALLABLE) DTD 05/10/2024 5.150% 06/15/2029		63743HFS6	250,000.00	A-	A2	07/09/24	07/10/24	252,232.50	4.94	3,969.79	252,174.44	257,923.75
HOME DEPOT INC (CALLABLE) DTD 06/25/2024 4.750% 06/25/2029		437076DC3	165,000.00	A	A2	06/17/24	06/25/24	163,935.75	4.90	1,436.88	163,970.68	168,649.30
HOME DEPOT INC (CALLABLE) DTD 06/25/2024 4.750% 06/25/2029		437076DC3	335,000.00	A	A2	06/18/24	06/25/24	333,931.35	4.82	2,917.29	333,967.37	342,409.19
CITIBANK NA (CALLABLE) DTD 08/06/2024 4.838% 08/06/2029		17325FBK3	435,000.00	A+	Aa3	07/30/24	08/06/24	435,000.00	4.84	1,461.48	435,000.00	441,350.13
TOYOTA MOTOR CREDIT CORP DTD 08/09/2024 4.550% 08/09/2029		89236TMK8	90,000.00	A+	A1	08/06/24	08/09/24	89,817.30	4.60	250.25	89,819.34	90,756.63
ELI LILLY & CO (CALLABLE) DTD 08/14/2024 4.200% 08/14/2029		532457CO9	80,000.00	A+	A1	08/12/24	08/14/24	79,824.80	4.25	158.67	79,826.58	80,177.92



Managed Account Detail of Securities Held

For the Month Ending **August 31, 2024**

CITY OF PALM DESERT - [REDACTED]												
Security Type/Description	Dated Date/Coupon/Maturity	CUSIP	Par	S&P Rating	Moody's Rating	Trade Date	Settle Date	Original Cost	YTM at Cost	Accrued Interest	Amortized Cost	Market Value
Corporate Note												
CATERPILLAR FINL SERVICE	DTD 08/16/2024 4.375% 08/16/2029	14913UAQ3	110,000.00	A	A2	08/12/24	08/16/24	109,701.90	4.44	200.52	109,704.29	110,489.61
Security Type Sub-Total			18,270,000.00					18,143,093.00	4.85	194,340.52	18,148,985.36	18,435,494.98
Commercial Paper												
UNITEDHEALTH GROUP INC	DTD 04/19/2024 0.000% 09/23/2024	91058TJP2	2,000,000.00	A-1	P-1	04/19/24	04/22/24	1,953,800.00	5.40	0.00	1,953,800.00	1,992,932.00
NATIXIS NY BRANCH	DTD 04/03/2024 0.000% 12/05/2024	63873JM56	1,030,000.00	A-1	P-1	04/03/24	04/04/24	992,988.67	5.28	0.00	1,015,648.67	1,016,039.38
ING (US) FUNDING LLC	DTD 03/19/2024 0.000% 12/13/2024	4497W0MD7	685,000.00	A-1	P-1	03/19/24	03/19/24	658,383.94	5.20	0.00	674,808.72	674,894.88
MUFG BANK LTD/NY	DTD 06/06/2024 0.000% 03/03/2025	62479LO32	1,040,000.00	A-1	P-1	06/06/24	06/07/24	999,512.51	5.21	0.00	1,012,456.47	1,014,419.12
PROCTER & GAMBLE CO	DTD 07/16/2024 0.000% 03/11/2025	74271TOB2	1,050,000.00	A-1+	P-1	07/16/24	07/16/24	1,014,944.58	5.05	0.00	1,021,867.29	1,023,924.30
Security Type Sub-Total			5,805,000.00					5,619,629.70	5.26	0.00	5,678,581.15	5,722,209.68
Bank Note												
CITIBANK NA (CALLABLE)	DTD 12/04/2023 5.488% 12/04/2026	17325FBC1	325,000.00	A+	Aa3	03/12/24	03/14/24	329,143.75	4.98	4,310.37	328,453.42	332,370.68
MORGAN STANLEY BANK NA (CALLABLE)	DTD 01/18/2024 4.952% 01/14/2028	61690U8A1	500,000.00	A+	Aa3	04/30/24	05/03/24	492,790.00	5.39	3,232.56	493,373.81	503,837.00
PNC BANK NA (CALLABLE)	DTD 01/22/2018 3.250% 01/22/2028	69353RFJ2	350,000.00	A	A2	07/18/24	07/19/24	330,564.50	5.00	1,232.29	331,163.33	336,121.10
MORGAN STANLEY BANK NA (CALLABLE)	DTD 05/30/2024 5.504% 05/26/2028	61690U8B9	500,000.00	A+	Aa3	05/29/24	05/30/24	500,605.00	5.47	6,956.44	500,558.17	512,508.50
Security Type Sub-Total			1,675,000.00					1,653,103.25	5.25	15,731.66	1,653,548.73	1,684,837.28



Managed Account Detail of Securities Held

For the Month Ending **August 31, 2024**

CITY OF PALM DESERT - [REDACTED]											
Security Type/Description			S&P	Moody's	Trade	Settle	Original	YTM	Accrued	Amortized	Market
Dated Date/Coupon/Maturity	CUSIP	Par	Rating	Rating	Date	Date	Cost	at Cost	Interest	Cost	Value
Managed Account Sub-Total		68,864,281.66					67,407,548.29	4.22	388,763.42	67,639,788.24	68,312,543.52
Securities Sub-Total		\$68,864,281.66					\$67,407,548.29	4.30%	\$388,763.42	\$67,639,788.24	\$68,312,543.52
Accrued Interest											\$388,763.42
Total Investments											\$68,701,306.94

Bolded items are forward settling trades.



Managed Account Fair Market Value & Analytics

For the Month Ending **August 31, 2024**

CITY OF PALM DESERT - [REDACTED]										
Security Type/Description										
Dated Date/Coupon/Maturity	CUSIP	Par	Broker	Next Call Date	Market Price	Market Value	Unreal G/L On Cost	Unreal G/L Amort Cost	Effective Duration	YTM at Mkt
U.S. Treasury Bond / Note										
US TREASURY N/B	91282CHH7	1,000,000.00	StifelNi		100.20	1,002,031.00	24,101.31	16,881.20	1.69	4.00
DTD 06/15/2023 4.125% 06/15/2026										
US TREASURY N/B	91282CHM6	1,000,000.00	JPMorgan		100.93	1,009,258.00	18,320.50	15,420.14	1.77	3.98
DTD 07/17/2023 4.500% 07/15/2026										
US TREASURY N/B	91282CHU8	1,000,000.00	JPMorgan		100.80	1,008,008.00	18,867.37	15,467.28	1.85	3.94
DTD 08/15/2023 4.375% 08/15/2026										
US TREASURY N/B	91282CHY0	1,250,000.00	JPMorgan		101.34	1,266,698.75	7,470.23	9,798.17	1.89	3.94
DTD 09/15/2023 4.625% 09/15/2026										
US TREASURY N/B	91282CJK8	1,250,000.00	JPMorgan		101.52	1,268,945.00	8,642.27	11,094.65	2.05	3.90
DTD 11/15/2023 4.625% 11/15/2026										
US TREASURY N/B	912828Z78	430,000.00	WellsFar		94.61	406,820.42	7,978.62	1,894.81	2.33	3.86
DTD 01/31/2020 1.500% 01/31/2027										
US TREASURY N/B	91282CFB2	735,000.00	JPMorgan		97.09	713,639.43	27,821.27	16,305.35	2.75	3.81
DTD 08/01/2022 2.750% 07/31/2027										
US TREASURY N/B	91282CAH4	1,100,000.00	WellsFar		90.77	998,464.50	26,984.03	5,957.13	2.91	3.79
DTD 08/31/2020 0.500% 08/31/2027										
US TREASURY N/B	91282CFH9	1,400,000.00	Citigrou		98.10	1,373,422.40	32,813.02	29,926.45	2.82	3.80
DTD 08/31/2022 3.125% 08/31/2027										
US TREASURY N/B	91282CAL5	1,000,000.00	WellsFar		90.18	901,836.00	46,132.87	17,191.39	2.99	3.78
DTD 09/30/2020 0.375% 09/30/2027										
US TREASURY N/B	91282CFU0	1,000,000.00	JPMorgan		100.96	1,009,609.00	31,288.69	26,573.80	2.90	3.80
DTD 10/31/2022 4.125% 10/31/2027										
US TREASURY N/B	91282CAY7	225,000.00	WellsFar		90.44	203,484.38	10,063.48	3,993.06	3.14	3.78
DTD 11/30/2020 0.625% 11/30/2027										
US TREASURY N/B	91282CAY7	2,000,000.00	Nomura		90.44	1,808,750.00	17,890.62	13,051.82	3.14	3.78
DTD 11/30/2020 0.625% 11/30/2027										
US TREASURY N/B	91282CBB6	1,400,000.00	JPMorgan		90.21	1,262,898.00	36,476.12	9,985.80	3.22	3.78
DTD 12/31/2020 0.625% 12/31/2027										
US TREASURY N/B	91282CBJ9	400,000.00	JPMorgan		90.38	361,531.20	9,359.32	2,353.70	3.30	3.78
DTD 02/01/2021 0.750% 01/31/2028										
US TREASURY N/B	9128283W8	2,500,000.00	SGAS		96.64	2,416,015.00	(3,711.56)	(3,711.56)	3.24	3.80
DTD 02/15/2018 2.750%										
02/15/2028										



Managed Account Fair Market Value & Analytics

For the Month Ending **August 31, 2024**

CITY OF PALM DESERT [REDACTED]

Security Type/Description	Dated Date/Coupon/Maturity	CUSIP	Par	Broker	Next Call Date	Market Price	Market Value	Unreal G/L On Cost	Unreal G/L Amort Cost	Effective Duration	YTM at Mkt
U.S. Treasury Bond / Note											
US TREASURY N/B		91282CBP5	125,000.00	JPMorgan		91.37	114,213.88	2,680.68	746.52	3.36	3.78
DTD 03/01/2021 1.125% 02/29/2028											
US TREASURY N/B		91282CCY5	170,000.00	JPMorgan		90.58	153,989.40	5,431.98	2,163.14	3.88	3.76
DTD 09/30/2021 1.250% 09/30/2028											
Security Type Sub-Total			17,985,000.00				17,279,614.36	328,610.82	195,092.85	2.66	3.84
Federal Agency Commercial Mortgage-Backed Security											
FHMS K070 A2 FLOATING		3137FCJK1	350,000.00	PNCBank		97.62	341,658.45	9,117.43	8,381.28	2.90	4.08
DTD 12/01/2017 3.303% 11/01/2027											
FHMS K505 A2		3137HACX2	660,000.00	PNCBank		101.88	672,376.32	12,814.60	12,768.63	3.34	4.21
DTD 07/01/2023 4.819% 06/01/2028											
FHMS KJ46 A1		3137HAD45	665,018.56	BNPPSA		101.03	671,872.90	12,309.57	11,785.58	2.56	4.30
DTD 07/01/2023 4.777% 06/01/2028											
FHMS K083 A1		3137FJJV2	455,888.95	MorganSt		99.12	451,895.82	9,362.99	8,625.30	1.92	4.30
DTD 11/01/2018 3.944% 07/01/2028											
FHMS K508 A2 FLOATING		3137HAQ74	630,000.00	MorganSt		101.62	640,221.75	16,398.70	16,114.96	3.50	4.24
DTD 10/01/2023 4.740% 08/01/2028											
FHMS KJ47 A1		3137HAMN3	733,851.61	BREAN		102.40	751,500.01	12,603.17	13,020.76	2.82	4.36
DTD 09/01/2023 5.272% 08/01/2028											
FHMS K507 A2 FLOATING		3137HAMS2	650,000.00	BOFAML		101.90	662,326.60	14,357.85	14,238.64	3.53	4.23
DTD 09/01/2023 4.800% 09/01/2028											
FHMS K509 A2		3137HAST4	650,000.00	BOFAML		102.26	664,681.55	15,341.71	15,301.33	3.57	4.18
DTD 10/01/2023 4.850% 09/01/2028											
FHMS K511 A2		3137HB3G7	650,000.00	BREAN		102.09	663,593.45	9,734.07	9,997.45	3.64	4.25
DTD 12/01/2023 4.860% 10/01/2028											
FHMS K084 A2 FLOATING		3137FJZ93	700,000.00	MIZU		98.49	689,439.10	19,407.85	17,716.98	3.72	4.15
DTD 11/01/2018 3.780% 10/01/2028											
FHMS K514 A2		3137HBLV4	550,000.00	TD Secur		101.08	555,917.45	10,751.43	10,344.26	3.73	4.25
DTD 02/01/2024 4.572% 12/01/2028											
FHMS K513 A2 FLOATING		3137HBFY5	660,000.00	TD Secur		101.68	671,077.44	12,650.10	12,516.31	3.77	4.24
DTD 01/01/2024 4.724% 12/01/2028											
FHMS K515 A2		3137HBPD0	650,000.00	TD Secur		104.17	677,075.75	19,991.77	20,320.67	3.75	4.27
DTD 02/01/2024 5.400% 01/01/2029											



Managed Account Fair Market Value & Analytics

For the Month Ending **August 31, 2024**

CITY OF PALM DESERT

Security Type/Description Dated Date/Coupon/Maturity	CUSIP	Par	Broker	Next Call Date	Market Price	Market Value	Unreal G/L On Cost	Unreal G/L Amort Cost	Effective Duration	YTM at Mkt
Federal Agency Commercial Mortgage-Backed Security										
FHMS K520 A2 FLOATING DTD 04/01/2024 5.180% 03/01/2029	3137HCKV3	370,000.00	BOFAML		103.71	383,744.76	12,242.93	12,311.89	3.96	4.22
FHMS K521 AS FLOATING DTD 05/16/2024 5.868% 03/25/2029	3137HCTM4	649,842.51	JPMorgan		100.08	650,355.23	512.72	512.72	0.07	5.92
FHMS K519 AS FLOATING DTD 04/18/2024 5.816% 03/25/2029	3137HCKQ4	659,719.02	WellsFar		100.32	661,799.77	2,080.75	2,080.75	0.07	5.82
FHMS K524 A2 FLOATING DTD 07/01/2024 4.720% 05/01/2029	3137HDV56	535,000.00	PIER		101.89	545,114.71	6,829.28	6,838.16	4.13	4.24
FHMS K522 A2 DTD 06/01/2024 4.803% 05/01/2029	3137HDJJ0	665,000.00	MorganSt		102.16	679,355.36	14,357.35	14,355.36	4.03	4.24
FHMS K523 AS FLOATING DTD 06/27/2024 5.897% 05/25/2029	3137HDJW1	649,961.02	BOFAML		100.00	649,959.07	(1.95)	(1.95)	0.07	5.97
FHMS K526 A2 FLOATING DTD 08/01/2024 4.543% 07/01/2029	3137HDXL9	595,000.00	BMO		101.45	603,600.73	3,035.10	3,086.83	4.29	4.18
Security Type Sub-Total		12,129,281.66				12,287,566.22	213,897.42	210,315.91	2.95	4.50
Federal Agency Bond / Note										
FEDERAL HOME LOAN BANK (CALLABLE) DTD 07/28/2021 0.500% 10/28/2024	3130ANAC4	3,000,000.00	DIRECT		99.28	2,978,511.00	(21,039.00)	(21,467.10)	0.16	5.10
FEDERAL FARM CREDIT BANK (CALLABLE) DTD 12/23/2020 0.320% 12/23/2024	3133EMLP5	5,000,000.00	DIRECT		98.50	4,924,900.00	(42,600.00)	(72,023.08)	0.30	5.25
FREDDIE MAC (CALLABLE) DTD 12/30/2022 5.250% 12/30/2024	3134GYAB8	5,000,000.00	DIRECT	09/30/24	99.99	4,999,410.00	(590.00)	(590.00)	0.12	5.26
Security Type Sub-Total		13,000,000.00				12,902,821.00	(64,229.00)	(94,080.18)	0.20	5.22
Corporate Note										
BANK OF AMERICA NA (CALLABLE) DTD 08/18/2023 5.526% 08/18/2026	06428CAA2	500,000.00	BOFAML	07/17/26	102.27	511,343.00	4,843.00	6,130.66	1.77	4.31
CITIGROUP INC (CALLABLE) DTD 10/21/2016 3.200% 10/21/2026	172967KY6	250,000.00	GoldmanS	07/21/26	97.30	243,239.75	3,782.25	3,163.24	1.94	4.54
AMERICAN EXPRESS CO (CALLABLE) DTD 11/04/2021 1.650% 11/04/2026	025816CM9	290,000.00	WellsFar	10/04/26	94.27	273,369.37	6,433.07	4,618.50	2.07	4.44



Managed Account Fair Market Value & Analytics

For the Month Ending **August 31, 2024**

CITY OF PALM DESERT - [REDACTED]

Security Type/Description Dated Date/Coupon/Maturity	CUSIP	Par	Broker	Next Call Date	Market Price	Market Value	Unreal G/L On Cost	Unreal G/L Amort Cost	Effective Duration	YTM at Mkt
Corporate Note										
STATE STREET CORP (CALLABLE) DTD 11/04/2022 5.751% 11/04/2026	857477BX0	500,000.00	GoldmanS	11/04/25	101.07	505,350.00	1,730.00	2,754.64	1.11	5.66
GOLDMAN SACHS GROUP INC (CALLABLE) DTD 11/16/2016 3.500% 11/16/2026	38145GAH3	350,000.00	BOFAML	11/16/25	97.77	342,199.55	7,788.55	6,037.33	1.74	4.57
JP MORGAN CHASE BANK NA (CALLABLE) DTD 12/08/2023 5.110% 12/08/2026	48125LRU8	500,000.00	JANE	11/08/26	101.71	508,550.00	5,770.00	6,231.28	2.04	4.31
WELLS FARGO BANK NA (CALLABLE) DTD 12/11/2023 5.254% 12/11/2026	94988J6F9	500,000.00	MAXE	11/09/26	101.93	509,663.50	6,128.50	6,713.15	2.05	4.34
ASTRAZENECA FINANCE LLC (CALLABLE) DTD 02/26/2024 4.800% 02/26/2027	04636NAK9	250,000.00	JANE	01/26/27	101.36	253,400.50	2,980.50	3,044.41	2.27	4.22
CISCO SYSTEMS INC (CALLABLE) DTD 02/26/2024 4.800% 02/26/2027	17275RBO4	660,000.00	Citigrou	01/26/27	101.62	670,659.66	2,607.66	2,820.24	2.27	4.11
COOPERAT RABOBANK UA/NY DTD 03/05/2024 5.041% 03/05/2027	21688ABD3	500,000.00	MAXE		101.69	508,442.00	6,172.00	6,506.04	2.27	4.32
STATE STREET CORP (CALLABLE) DTD 03/18/2024 4.993% 03/18/2027	857477CL5	200,000.00	MorganSt	02/18/27	101.59	203,174.60	3,174.60	3,174.60	2.27	4.33
STATE STREET CORP (CALLABLE) DTD 03/18/2024 4.993% 03/18/2027	857477CL5	285,000.00	MorganSt	02/18/27	101.59	289,523.81	5,079.56	5,000.97	2.27	4.33
TOYOTA MOTOR CREDIT CORP DTD 03/21/2024 5.000% 03/19/2027	89236TLY9	115,000.00	JPMorgan		101.88	117,165.45	2,304.60	2,285.09	2.32	4.21
NIKE INC (CALLABLE) DTD 03/27/2020 2.750% 03/27/2027	654106AJ2	250,000.00	BOFAML	01/27/27	96.59	241,462.50	5,395.00	3,277.06	2.37	4.16
HORMEL FOODS CORP (CALLABLE) DTD 03/08/2024 4.800% 03/30/2027	440452AK6	500,000.00	JPMorgan	02/28/27	101.36	506,778.50	5,883.50	6,015.69	2.30	4.24
BMW US CAPITAL LLC DTD 04/02/2024 4.900% 04/02/2027	05565ECH6	500,000.00	JPMorgan		101.26	506,302.50	6,897.50	6,819.53	2.35	4.38
GOLDMAN SACHS BANK USA (CALLABLE) DTD 05/21/2024 5.414% 05/21/2027	38151LAG5	130,000.00	GoldmanS	05/21/26	101.13	131,464.97	1,464.97	1,464.97	1.62	5.22
USAA CAPITAL CORP DTD 06/03/2024 5.250% 06/01/2027	90327OD97	710,000.00	Deutsche		102.53	727,984.30	20,036.20	19,878.84	2.51	4.26
NATIONAL AUSTRALIA BK/NY DTD 06/11/2024 5.087% 06/11/2027	63253QAJ3	350,000.00	LoopCapM		102.13	357,471.80	6,593.30	6,649.32	2.54	4.26
NATIONAL AUSTRALIA BK/NY DTD 06/11/2024 5.087% 06/11/2027	63253QAJ3	650,000.00	CABRERA		102.13	663,876.20	13,070.20	13,125.52	2.54	4.26



Managed Account Fair Market Value & Analytics

For the Month Ending **August 31, 2024**

CITY OF PALM DESERT - [REDACTED]

Security Type/Description Dated Date/Coupon/Maturity	CUSIP	Par	Broker	Next Call Date	Market Price	Market Value	Unreal G/L On Cost	Unreal G/L Amort Cost	Effective Duration	YTM at Mkt
Corporate Note										
ANALOG DEVICES INC (CALLABLE) DTD 09/18/2023 3.450% 06/15/2027	032654BA2	250,000.00	JANE	03/15/27	98.00	245,002.00	4,892.00	3,578.79	2.50	4.22
AMERICAN HONDA FINANCE DTD 07/10/2024 4.900% 07/09/2027	02665WFK2	185,000.00	Barclays		101.49	187,754.09	2,992.74	2,981.95	2.62	4.34
AUST & NZ BANKING GRP NY DTD 07/16/2024 4.900% 07/16/2027	05253JB34	390,000.00	WellsFar		101.98	397,722.78	7,722.78	7,722.78	2.64	4.16
BLACKROCK FUNDING INC (CALLABLE) DTD 07/26/2024 4.600% 07/26/2027	09290DAH4	165,000.00	BOFAML	06/26/27	101.42	167,349.93	2,354.88	2,354.36	2.63	4.07
HONEYWELL INTERNATIONAL (CALLABLE) DTD 08/01/2024 4.650% 07/30/2027	438516CX2	320,000.00	Deutsche	06/30/27	101.32	324,220.48	4,230.08	4,229.11	2.64	4.16
PACCAR FINANCIAL CORP DTD 08/06/2024 4.450% 08/06/2027	69371RT30	160,000.00	MUFG		100.83	161,329.12	1,541.92	1,536.88	2.71	4.15
CATERPILLAR FINL SERVICE DTD 08/16/2024 4.400% 10/15/2027	14913UAR1	390,000.00	Citigrou		100.58	392,274.87	1,284.27	1,295.62	2.87	4.20
UNITED PARCEL SERVICE (CALLABLE) DTD 11/14/2017 3.050% 11/15/2027	911312BM7	250,000.00	BOFAML	08/15/27	96.47	241,171.50	5,249.00	3,478.65	2.90	4.24
BRISTOL-MYERS SQUIBB CO (CALLABLE) DTD 07/15/2020 3.450% 11/15/2027	110122DD7	260,000.00	Citigrou	08/15/27	97.65	253,900.66	564.46	479.29	2.87	4.24
BP CAP MARKETS AMERICA (CALLABLE) DTD 05/17/2024 5.017% 11/17/2027	10373OBY5	335,000.00	BNP Sec	10/17/27	102.17	342,257.78	7,247.73	7,248.19	2.85	4.29
MERCEDES-BENZ FIN NA DTD 11/28/2022 5.250% 11/29/2027	58769JAC1	250,000.00	FTNF		102.39	255,976.75	3,544.25	3,823.47	2.92	4.45
WELLS FARGO & COMPANY (CALLABLE) DTD 04/22/2024 5.707% 04/22/2028	95000U3L5	320,000.00	WellsFar	04/22/27	102.67	328,556.16	8,556.16	8,556.16	2.39	5.07
BANK OF NY MELLON CORP (CALLABLE) DTD 06/13/2022 3.992% 06/13/2028	06406RBG1	515,000.00	Deutsche	06/13/27	98.75	508,587.22	8,589.17	8,091.94	2.57	4.98
SALESFORCE INC (CALLABLE) DTD 07/12/2021 1.500% 07/15/2028	79466LAH7	375,000.00	Citigrou	05/15/28	90.64	339,894.75	2,342.25	1,729.94	3.65	4.14
JPMORGAN CHASE & CO (CALLABLE) DTD 07/22/2024 4.979% 07/22/2028	46647PEL6	310,000.00	JPMorgan	07/22/27	101.29	313,993.42	3,993.42	3,993.42	2.65	4.93
PACCAR FINANCIAL CORP DTD 01/31/2024 4.600% 01/31/2029	69371RS80	265,000.00	TD Secur		101.44	268,818.39	3,966.79	3,963.96	3.94	4.24
AIR PRODUCTS & CHEMICALS (CALLABLE) DTD 02/08/2024 4.600% 02/08/2029	009158BH8	400,000.00	Jefferie	01/08/29	101.68	406,738.00	7,050.00	7,022.22	3.92	4.18



Managed Account Fair Market Value & Analytics

For the Month Ending **August 31, 2024**

CITY OF PALM DESERT - [REDACTED]										
Security Type/Description										
Dated Date/Coupon/Maturity	CUSIP	Par	Broker	Next Call Date	Market Price	Market Value	Unreal G/L On Cost	Unreal G/L Amort Cost	Effective Duration	YTM at Mkt
Corporate Note										
LOCKHEED MARTIN CORP (CALLABLE) DTD 01/29/2024 4.500% 02/15/2029	539830CC1	250,000.00	GoldmanS	01/15/29	100.93	252,334.00	4,224.00	4,062.39	3.95	4.27
CUMMINS INC (CALLABLE) DTD 02/20/2024 4.900% 02/20/2029	231021AV8	500,000.00	MAXE	01/20/29	102.45	512,256.50	8,826.50	9,121.33	3.93	4.29
BRISTOL-MYERS SQUIBB CO (CALLABLE) DTD 02/22/2024 4.900% 02/22/2029	110122EF1	250,000.00	Jefferie	01/22/29	102.54	256,352.50	4,267.50	4,447.13	3.94	4.27
CISCO SYSTEMS INC (CALLABLE) DTD 02/26/2024 4.850% 02/26/2029	17275RBR2	325,000.00	GoldmanS	01/26/29	102.73	333,877.70	5,296.20	5,605.07	3.95	4.18
ROCHE HOLDINGS INC (CALLABLE) DTD 03/08/2024 4.790% 03/08/2029	771196CJ9	500,000.00	Citigrou	02/08/29	102.28	511,409.00	8,924.00	9,136.93	3.90	4.23
NESTLE CAPITAL CORP (CALLABLE) DTD 03/12/2024 4.650% 03/12/2029	64105MAA9	325,000.00	GoldmanS	02/12/29	101.80	330,844.80	5,285.80	5,331.90	3.92	4.21
BLACKROCK FUNDING INC (CALLABLE) DTD 03/14/2024 4.700% 03/14/2029	09290DAA9	500,000.00	Citigrou	02/14/29	102.18	510,916.00	8,241.00	8,463.27	3.92	4.17
BLACKROCK INC (CALLABLE) DTD 04/29/2019 3.250% 04/30/2029	09247XAP6	360,000.00	MorganSt	01/30/29	96.37	346,938.48	7,764.48	7,298.24	4.14	4.11
TOYOTA MOTOR CREDIT CORP DTD 05/16/2024 5.050% 05/16/2029	89236TMF9	165,000.00	BOFAML		102.96	169,890.11	5,243.21	5,224.68	4.10	4.35
JOHN DEERE CAPITAL CORP DTD 06/11/2024 4.850% 06/11/2029	24422EXT1	500,000.00	JPMorgan		102.39	511,949.50	12,759.50	12,727.04	4.18	4.29
NATIONAL RURAL UTIL COOP (CALLABLE) DTD 05/10/2024 5.150% 06/15/2029	63743HFS6	250,000.00	JPMorgan	05/15/29	103.17	257,923.75	5,691.25	5,749.31	4.11	4.41
HOME DEPOT INC (CALLABLE) DTD 06/25/2024 4.750% 06/25/2029	437076DC3	165,000.00	MorganSt	05/25/29	102.21	168,649.30	4,713.55	4,678.62	4.19	4.24
HOME DEPOT INC (CALLABLE) DTD 06/25/2024 4.750% 06/25/2029	437076DC3	335,000.00	HSBC	05/25/29	102.21	342,409.19	8,477.84	8,441.82	4.19	4.24
CITIBANK NA (CALLABLE) DTD 08/06/2024 4.838% 08/06/2029	17325FBK3	435,000.00	Citigrou	07/06/29	101.46	441,350.13	6,350.13	6,350.13	4.29	4.50
TOYOTA MOTOR CREDIT CORP DTD 08/09/2024 4.550% 08/09/2029	89236TMK8	90,000.00	MIZU		100.84	90,756.63	939.33	937.29	4.36	4.36
ELI LILLY & CO (CALLABLE) DTD 08/14/2024 4.200% 08/14/2029	532457CQ9	80,000.00	MorganSt	07/14/29	100.22	80,177.92	353.12	351.34	4.38	4.15
CATERPILLAR FINL SERVICE DTD 08/16/2024 4.375% 08/16/2029	14913UAO3	110,000.00	BOFAML		100.45	110,489.61	787.71	785.32	4.40	4.27



Managed Account Fair Market Value & Analytics


For the Month Ending **August 31, 2024**

CITY OF PALM DESERT - [REDACTED]										
Security Type/Description				Next Call	Market	Market	Unreal G/L	Unreal G/L	Effective	YTM
Dated Date/Coupon/Maturity	CUSIP	Par	Broker	Date	Price	Value	On Cost	Amort Cost	Duration	at Mkt
Security Type Sub-Total		18,270,000.00				18,435,494.98	292,401.98	286,509.62	2.91	4.36
Commercial Paper										
UNITEDHEALTH GROUP INC DTD 04/19/2024 0.000% 09/23/2024	91058TJP2	2,000,000.00	SEEL		99.65	1,992,932.00	39,132.00	39,132.00	0.07	5.25
NATIXIS NY BRANCH DTD 04/03/2024 0.000% 12/05/2024	63873JM56	1,030,000.00	NAT		98.64	1,016,039.38	23,050.71	390.71	0.26	5.04
ING (US) FUNDING LLC DTD 03/19/2024 0.000% 12/13/2024	4497W0MD7	685,000.00	INGM		98.52	674,894.88	16,510.94	86.16	0.28	5.07
MUFG BANK LTD/NY DTD 06/06/2024 0.000% 03/03/2025	62479LQ32	1,040,000.00	MUFG		97.54	1,014,419.12	14,906.61	1,962.65	0.50	4.85
PROCTER & GAMBLE CO DTD 07/16/2024 0.000% 03/11/2025	74271TOB2	1,050,000.00	SEEL		97.52	1,023,924.30	8,979.72	2,057.01	0.52	4.70
Security Type Sub-Total		5,805,000.00				5,722,209.68	102,579.98	43,628.53	0.28	5.02
Bank Note										
CITIBANK NA (CALLABLE) DTD 12/04/2023 5.488% 12/04/2026	17325FBC1	325,000.00	Deutsche	11/04/26	102.27	332,370.68	3,226.93	3,917.26	2.02	4.42
MORGAN STANLEY BANK NA (CALLABLE) DTD 01/18/2024 4.952% 01/14/2028	61690U8A1	500,000.00	Deutsche	01/14/27	100.77	503,837.00	11,047.00	10,463.19	2.20	5.12
PNC BANK NA (CALLABLE) DTD 01/22/2018 3.250% 01/22/2028	69353RFJ2	350,000.00	Citigrou	12/23/27	96.03	336,121.10	5,556.60	4,957.77	3.12	4.52
MORGAN STANLEY BANK NA (CALLABLE) DTD 05/30/2024 5.504% 05/26/2028	61690U8B9	500,000.00	BOFAML	05/26/27	102.50	512,508.50	11,903.50	11,950.33	2.49	4.95
Security Type Sub-Total		1,675,000.00				1,684,837.28	31,734.03	31,288.55	2.44	4.81
Managed Account Sub-Total		68,864,281.66				68,312,543.52	904,995.23	672,755.28	2.11	4.48
Securities Sub-Total		\$68,864,281.66				\$68,312,543.52	\$904,995.23	\$672,755.28	2.11	4.47%
Accrued Interest						\$388,763.42				
Total Investments						\$68,701,306.94				



Managed Account Fair Market Value & Analytics

For the Month Ending **August 31, 2024**

CITY OF PALM DESERT - 

Bolded items are forward settling trades.



Managed Account Security Transactions & Interest

For the Month Ending **August 31, 2024**

CITY OF PALM DESERT - [REDACTED]

Transaction Type		Security Description	CUSIP	Par	Principal Proceeds	Accrued Interest	Total	Realized G/L Cost	Realized G/L Amort Cost	Sale Method
Trade	Settle									
BUY										
07/29/24	08/01/24	HONEYWELL INTERNATIONAL (CALLABLE) DTD 08/01/2024 4.650% 07/30/2027	438516CX2	320,000.00	(319,990.40)	0.00	(319,990.40)			
07/30/24	08/06/24	CITIBANK NA (CALLABLE) DTD 08/06/2024 4.838% 08/06/2029	17325FBK3	435,000.00	(435,000.00)	0.00	(435,000.00)			
08/01/24	08/02/24	US TREASURY N/B DTD 11/30/2020 0.625% 11/30/2027	91282CAY7	2,000,000.00	(1,790,859.38)	(2,151.64)	(1,793,011.02)			
08/01/24	08/06/24	PACCAR FINANCIAL CORP DTD 08/06/2024 4.450% 08/06/2027	69371RT30	160,000.00	(159,787.20)	0.00	(159,787.20)			
08/05/24	08/06/24	CISCO SYSTEMS INC (CALLABLE) DTD 02/26/2024 4.800% 02/26/2027	17275RBQ4	660,000.00	(668,052.00)	(14,080.00)	(682,132.00)			
08/05/24	08/06/24	SALESFORCE INC (CALLABLE) DTD 07/12/2021 1.500% 07/15/2028	79466LAH7	375,000.00	(337,552.50)	(328.13)	(337,880.63)			
08/06/24	08/09/24	TOYOTA MOTOR CREDIT CORP DTD 08/09/2024 4.550% 08/09/2029	89236TMK8	90,000.00	(89,817.30)	0.00	(89,817.30)			
08/07/24	08/15/24	FHMS K526 A2 FLOATING DTD 08/01/2024 4.543% 07/01/2029	3137HDXL9	595,000.00	(600,565.63)	(1,051.20)	(601,616.83)			
08/12/24	08/14/24	ELI LILLY & CO (CALLABLE) DTD 08/14/2024 4.200% 08/14/2029	532457CQ9	80,000.00	(79,824.80)	0.00	(79,824.80)			
08/12/24	08/16/24	CATERPILLAR FINL SERVICE DTD 08/16/2024 4.375% 08/16/2029	14913UAQ3	110,000.00	(109,701.90)	0.00	(109,701.90)			
08/13/24	08/16/24	CATERPILLAR FINL SERVICE DTD 08/16/2024 4.400% 10/15/2027	14913UAR1	390,000.00	(390,990.60)	0.00	(390,990.60)			
08/14/24	08/15/24	BRISTOL-MYERS SQUIBB CO (CALLABLE) DTD 07/15/2020 3.450% 11/15/2027	110122DD7	260,000.00	(253,336.20)	(2,242.50)	(255,578.70)			
08/29/24	09/03/24	US TREASURY N/B DTD 02/15/2018 2.750% 02/15/2028	9128283W8	2,500,000.00	(2,419,726.56)	(3,549.59)	(2,423,276.15)			
Transaction Type Sub-Total				7,975,000.00	(7,655,204.47)	(23,403.06)	(7,678,607.53)			

INTEREST										
08/01/24	08/01/24	MONEY MARKET FUND DTD 01/01/2010 0.000% --	MONEY0002		0.00	2,303.68	2,303.68			



Managed Account Security Transactions & Interest

For the Month Ending **August 31, 2024**

CITY OF PALM DESERT - [REDACTED]

Transaction Type		Security Description	CUSIP	Par	Principal Proceeds	Accrued Interest	Total	Realized G/L Cost	Realized G/L Amort Cost	Sale Method
Trade	Settle									
INTEREST										
08/01/24	08/25/24	FHMS K509 A2 DTD 10/01/2023 4.850% 09/01/2028	3137HAST4		0.00	2,627.08	2,627.08			
08/01/24	08/25/24	FHMS K513 A2 FLOATING DTD 01/01/2024 4.724% 12/01/2028	3137HBFY5		0.00	2,598.20	2,598.20			
08/01/24	08/25/24	FHMS K514 A2 DTD 02/01/2024 4.572% 12/01/2028	3137HBLV4		0.00	2,095.50	2,095.50			
08/01/24	08/25/24	FHMS K083 A1 DTD 11/01/2018 3.944% 07/01/2028	3137FJJV2		0.00	1,526.14	1,526.14			
08/01/24	08/25/24	FHMS K084 A2 FLOATING DTD 11/01/2018 3.780% 10/01/2028	3137FJZ93		0.00	2,205.00	2,205.00			
08/01/24	08/25/24	FHMS K511 A2 DTD 12/01/2023 4.860% 10/01/2028	3137HB3G7		0.00	2,632.50	2,632.50			
08/01/24	08/25/24	FHMS K505 A2 DTD 07/01/2023 4.819% 06/01/2028	3137HACX2		0.00	2,650.45	2,650.45			
08/01/24	08/25/24	FHMS K524 A2 FLOATING DTD 07/01/2024 4.720% 05/01/2029	3137HDV56		0.00	2,104.33	2,104.33			
08/01/24	08/25/24	FHMS KJ47 A1 DTD 09/01/2023 5.272% 08/01/2028	3137HAMN3		0.00	3,230.13	3,230.13			
08/01/24	08/25/24	FHMS K070 A2 FLOATING DTD 12/01/2017 3.303% 11/01/2027	3137FCJK1		0.00	963.38	963.38			
08/01/24	08/25/24	FHMS K520 A2 FLOATING DTD 04/01/2024 5.180% 03/01/2029	3137HCKV3		0.00	1,597.17	1,597.17			
08/01/24	08/25/24	FHMS K508 A2 FLOATING DTD 10/01/2023 4.740% 08/01/2028	3137HAQ74		0.00	2,488.50	2,488.50			
08/01/24	08/25/24	FHMS K522 A2 DTD 06/01/2024 4.803% 05/01/2029	3137HDJJ0		0.00	2,661.66	2,661.66			
08/01/24	08/25/24	FHMS K507 A2 FLOATING DTD 09/01/2023 4.800% 09/01/2028	3137HAMS2		0.00	2,600.00	2,600.00			
08/01/24	08/25/24	FHMS KJ46 A1 DTD 07/01/2023 4.777% 06/01/2028	3137HAD45		0.00	2,649.02	2,649.02			
08/01/24	08/25/24	FHMS K515 A2 DTD 02/01/2024 5.400% 01/01/2029	3137HBPD0		0.00	2,925.00	2,925.00			



Managed Account Security Transactions & Interest

For the Month Ending **August 31, 2024**

CITY OF PALM DESERT - [REDACTED]										
Transaction Type		Security Description	CUSIP	Par	Principal Proceeds	Accrued Interest	Total	Realized G/L Cost	Realized G/L Amort Cost	Sale Method
Trade	Settle									
INTEREST										
08/08/24	08/08/24	AIR PRODUCTS & CHEMICALS (CALLABLE) DTD 02/08/2024 4.600% 02/08/2029	009158BH8		0.00	9,200.00	9,200.00			
08/15/24	08/15/24	LOCKHEED MARTIN CORP (CALLABLE) DTD 01/29/2024 4.500% 02/15/2029	539830CC1		0.00	6,125.00	6,125.00			
08/15/24	08/15/24	US TREASURY N/B DTD 08/15/2023 4.375% 08/15/2026	91282CHU8		0.00	21,875.00	21,875.00			
08/18/24	08/18/24	BANK OF AMERICA NA (CALLABLE) DTD 08/18/2023 5.526% 08/18/2026	06428CAA2		0.00	13,815.00	13,815.00			
08/20/24	08/20/24	CUMMINS INC (CALLABLE) DTD 02/20/2024 4.900% 02/20/2029	231021AV8		0.00	12,250.00	12,250.00			
08/22/24	08/22/24	BRISTOL-MYERS SQUIBB CO (CALLABLE) DTD 02/22/2024 4.900% 02/22/2029	110122EF1		0.00	6,125.00	6,125.00			
08/25/24	08/25/24	FHMS K519 AS FLOATING DTD 04/18/2024 5.816% 03/25/2029	3137HCKQ4		0.00	3,304.58	3,304.58			
08/25/24	08/25/24	FHMS K523 AS FLOATING DTD 06/27/2024 5.897% 05/25/2029	3137HDJW1		0.00	3,294.66	3,294.66			
08/25/24	08/25/24	FHMS K521 AS FLOATING DTD 05/16/2024 5.868% 03/25/2029	3137HCTM4		0.00	3,277.43	3,277.43			
08/26/24	08/26/24	ASTRAZENECA FINANCE LLC (CALLABLE) DTD 02/26/2024 4.800% 02/26/2027	04636NAK9		0.00	6,000.00	6,000.00			
08/26/24	08/26/24	CISCO SYSTEMS INC (CALLABLE) DTD 02/26/2024 4.850% 02/26/2029	17275RBR2		0.00	7,881.25	7,881.25			
08/26/24	08/26/24	CISCO SYSTEMS INC (CALLABLE) DTD 02/26/2024 4.800% 02/26/2027	17275RBO4		0.00	15,840.00	15,840.00			
08/31/24	08/31/24	US TREASURY N/B DTD 08/31/2020 0.500% 08/31/2027	91282CAH4		0.00	2,750.00	2,750.00			
08/31/24	08/31/24	US TREASURY N/B DTD 03/01/2021 1.125% 02/29/2028	91282CBP5		0.00	703.13	703.13			
08/31/24	08/31/24	US TREASURY N/B DTD 08/31/2022 3.125% 08/31/2027	91282CFH9		0.00	21,875.00	21,875.00			
Transaction Type Sub-Total					0.00	174,173.79	174,173.79			



Managed Account Security Transactions & Interest

For the Month Ending **August 31, 2024**

CITY OF PALM DESERT - [REDACTED]

Transaction Type		Security Description	CUSIP	Par	Principal Proceeds	Accrued Interest	Total	Realized G/L Cost	Realized G/L Amort Cost	Sale Method
Trade	Settle									
PAYDOWNS										
08/01/24	08/25/24	FHMS KJ46 A1 DTD 07/01/2023 4.777% 06/01/2028	3137HAD45	424.08	424.08	0.00	424.08	3.47	3.21	
08/01/24	08/25/24	FHMS K083 A1 DTD 11/01/2018 3.944% 07/01/2028	3137FJJV2	8,453.42	8,453.42	0.00	8,453.42	247.66	0.00	
08/01/24	08/25/24	FHMS KJ47 A1 DTD 09/01/2023 5.272% 08/01/2028	3137HAMN3	1,382.66	1,382.66	0.00	1,382.66	(9.51)	(8.89)	
08/25/24	08/25/24	FHMS K519 AS FLOATING DTD 04/18/2024 5.816% 03/25/2029	3137HCKO4	63.70	63.70	0.00	63.70	0.00	0.01	
08/25/24	08/25/24	FHMS K521 AS FLOATING DTD 05/16/2024 5.868% 03/25/2029	3137HCTM4	49.31	49.31	0.00	49.31	0.00	0.00	
08/25/24	08/25/24	FHMS K523 AS FLOATING DTD 06/27/2024 5.897% 05/25/2029	3137HDJW1	18.06	18.05	0.00	18.05	0.00	(0.01)	
Transaction Type Sub-Total				10,391.23	10,391.22	0.00	10,391.22	241.62	(5.68)	
SELL										
08/01/24	08/02/24	US TREASURY N/B DTD 01/31/2024 4.250% 01/31/2026	91282CJV4	850,000.00	847,542.97	196.33	847,739.30	4,648.44	3,244.58	FIFO
08/01/24	08/02/24	US TREASURY N/B DTD 12/31/2020 0.375% 12/31/2025	91282CBC4	900,000.00	849,796.88	302.65	850,099.53	17,121.10	2,996.42	FIFO
08/05/24	08/06/24	US TREASURY N/B DTD 03/01/2021 1.125% 02/29/2028	91282CBP5	375,000.00	343,110.35	1,822.78	344,933.13	8,510.74	3,413.24	FIFO
08/05/24	08/06/24	US TREASURY N/B DTD 01/31/2020 1.500% 01/31/2027	912828Z78	670,000.00	633,725.78	163.86	633,889.64	12,274.61	3,946.89	FIFO
08/07/24	08/08/24	US TREASURY N/B DTD 02/01/2021 0.750% 01/31/2028	91282CBJ9	700,000.00	630,218.75	114.13	630,332.88	13,917.97	3,033.06	FIFO
08/12/24	08/13/24	CATERPILLAR FINL SERVICE DTD 05/14/2024 5.000% 05/14/2027	14913UAL4	110,000.00	111,931.60	1,359.72	113,291.32	2,052.60	2,043.29	FIFO
08/13/24	08/14/24	CATERPILLAR FINL SERVICE DTD 05/14/2024 5.000% 05/14/2027	14913UAL4	380,000.00	387,280.80	4,750.00	392,030.80	7,698.80	7,666.30	FIFO
08/14/24	08/15/24	BRISTOL-MYERS SQUIBB CO (CALLABLE) DTD 02/22/2024 4.900% 02/22/2027	110122EE4	250,000.00	254,035.00	5,886.81	259,921.81	2,870.00	3,033.71	FIFO



Managed Account Security Transactions & Interest

For the Month Ending **August 31, 2024**

CITY OF PALM DESERT - [REDACTED]

Transaction Type		Security Description	CUSIP	Par	Principal Proceeds	Accrued Interest	Total	Realized G/L Cost	Realized G/L Amort Cost	Sale Method
Trade	Settle									
SELL										
08/29/24	09/03/24	US TREASURY N/B DTD 12/31/2019 1.750% 12/31/2026	912828YX2	1,100,000.00	1,049,812.50	3,400.14	1,053,212.64	19,808.59	5,612.20	FIFO
08/29/24	09/03/24	US TREASURY N/B DTD 11/30/2021 1.250% 11/30/2026	91282CDK4	1,300,000.00	1,228,398.44	4,217.90	1,232,616.34	28,488.28	7,198.72	FIFO
Transaction Type Sub-Total				6,635,000.00	6,335,853.07	22,214.32	6,358,067.39	117,391.13	42,188.41	
Managed Account Sub-Total					(1,308,960.18)	172,985.05	(1,135,975.13)	117,632.75	42,182.73	
Total Security Transactions					(\$1,308,960.18)	\$172,985.05	(\$1,135,975.13)	\$117,632.75	\$42,182.73	

Bolded items are forward settling trades.



Account Statement - Transaction Summary

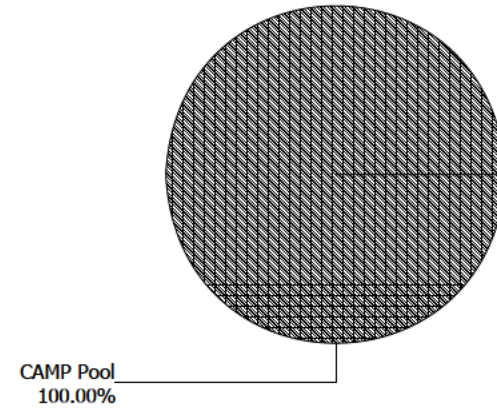
For the Month Ending **August 31, 2024**

CITY OF PALM DESERT - CITY OF PALM DESERT - [REDACTED]

CAMP Pool	
Opening Market Value	177,544,609.60
Purchases	810,272.67
Redemptions	(3,000,000.00)
Unsettled Trades	0.00
Change in Value	0.00
Closing Market Value	\$175,354,882.27
Cash Dividends and Income	810,272.67

Asset Summary		
	August 31, 2024	July 31, 2024
CAMP Pool	175,354,882.27	177,544,609.60
Total	\$175,354,882.27	\$177,544,609.60

Asset Allocation





Account Statement

For the Month Ending **August 31, 2024**

CITY OF PALM DESERT - CITY OF PALM DESERT - [REDACTED]

Trade Date	Settlement Date	Transaction Description	Share or Unit Price	Dollar Amount of Transaction	Total Shares Owned
CAMP Pool					
Opening Balance					177,544,609.60
08/23/24	08/23/24	Redemption - Outgoing Wires	1.00	(3,000,000.00)	174,544,609.60
08/30/24	09/03/24	Accrual Income Div Reinvestment - Distributions	1.00	810,272.67	175,354,882.27
Closing Balance					175,354,882.27

	Month of August	Fiscal YTD January-August	
Opening Balance	177,544,609.60	172,831,653.55	Closing Balance 175,354,882.27
Purchases	810,272.67	26,023,228.72	Average Monthly Balance 176,725,917.51
Redemptions (Excl. Checks)	(3,000,000.00)	(23,500,000.00)	Monthly Distribution Yield 5.41%
Check Disbursements	0.00	0.00	
Closing Balance	175,354,882.27	175,354,882.27	
Cash Dividends and Income	810,272.67	6,523,228.72	



Account Statement - Transaction Summary

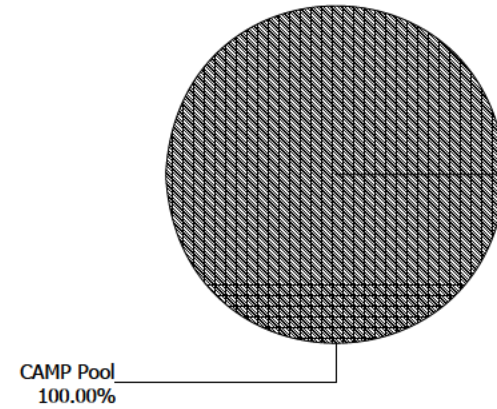
For the Month Ending **August 31, 2024**

CITY OF PALM DESERT - DESERT WILLOW GOLF RESORT - [REDACTED]

CAMP Pool	
Opening Market Value	4,333,547.11
Purchases	19,319.64
Redemptions	(750,000.00)
Unsettled Trades	0.00
Change in Value	0.00
Closing Market Value	\$3,602,866.75
Cash Dividends and Income	19,319.64

Asset Summary		
	August 31, 2024	July 31, 2024
CAMP Pool	3,602,866.75	4,333,547.11
Total	\$3,602,866.75	\$4,333,547.11

Asset Allocation	
CAMP Pool	100.00%





Account Statement

For the Month Ending **August 31, 2024**

CITY OF PALM DESERT - DESERT WILLOW GOLF RESORT - [REDACTED]

Trade Date	Settlement Date	Transaction Description	Share or Unit Price	Dollar Amount of Transaction	Total Shares Owned
CAMP Pool					
Opening Balance					4,333,547.11
08/27/24	08/27/24	Redemption - Outgoing Wires	1.00	(750,000.00)	3,583,547.11
08/30/24	09/03/24	Accrual Income Div Reinvestment - Distributions	1.00	19,319.64	3,602,866.75
Closing Balance					3,602,866.75

	Month of August	Fiscal YTD January-August	
Opening Balance	4,333,547.11	3,204,048.18	Closing Balance 3,602,866.75
Purchases	19,319.64	1,898,818.57	Average Monthly Balance 4,213,825.80
Redemptions (Excl. Checks)	(750,000.00)	(1,500,000.00)	Monthly Distribution Yield 5.41%
Check Disbursements	0.00	0.00	
Closing Balance	3,602,866.75	3,602,866.75	
Cash Dividends and Income	19,319.64	148,818.57	

California State Treasurer
Fiona Ma, CPA



Local Agency Investment Fund
P.O. Box 942809
Sacramento, CA 94209-0001
(916) 653-3001

September 03, 2024

[LAIF Home](#)
[PMIA Average Monthly Yields](#)

CITY OF PALM DESERT

CITY TREASURER
73-510 FRED WARING DRIVE
PALM DESERT, CA 92260-2578

[Tran Type Definitions](#)

Account Number: XXXXXXXXXX

August 2024 Statement

Account Summary

Total Deposit:	0.00	Beginning Balance:	940,431.97
Total Withdrawal:	0.00	Ending Balance:	940,431.97

Fund Summary Report

Parameters: Query: Fund Summary

Bank: oneof

Account Number: oneof [REDACTED]

Counterparty: equalto

Run Date: 05-Sep-2024 10:22:56 AM

User: Susan

From : 01-Aug-2024

To : 31-Aug-2024

As at : 05-Sep-2024

Balance Calculation Based On: Value Date

Account Number	Account Name	Balance Forward	Total Receipts	Total Payments	Total
[REDACTED]	City Of Palm Desert	\$2,807,883.19	\$0.00	\$0.00	\$2,807,883.19
[REDACTED]	[REDACTED]	[REDACTED]	[REDACTED]	[REDACTED]	[REDACTED]

Grand Total: [REDACTED] [REDACTED] [REDACTED] [REDACTED]



Palm Desert Housing Authority Monthly Investment Summary Report

July & August 2024

CITY OF PALM DESERT

OVERVIEW

This report summarizes the Palm Desert Housing Authority investment activities for the 2 months ending August 31, 2024.

INVESTMENT SUMMARY

ACTIVITY

Investment transactions were executed in accordance with the California State Government Code, the City's Investment Policy, and all bond indentures.

Key Highlights:

- 4M was withdrawn from CAMP to cover the Housing Capital expenses.

\$ Millions				
Asset Class	Beginning Book Value 7/1/2024	Purchases & Deposits	Redemptions & Withdrawals	Ending Book Value 8/31/2024
CAMP Pool	48.46	0.42	(4.00)	44.89
LAIF Pool	1.04	-	-	1.04
Investments				
Total	\$ 49.50	\$ 0.42	\$ (4.00)	\$ 45.93
Cash	2.26	1.61	(0.98)	2.89
Total	\$ 51.76	\$ 2.03	\$ (4.98)	\$ 48.82

[^] = Restricted funds based upon bond indenture terms.

This investment portfolio complies with the provisions of California Government Code Section 53601 and the City of Palm Desert investment policy. Barring unforeseen events, it has sufficient cash to fund Housing Authority operations for the next six months. All balances are bank balances.

Signed by:

Veronica Chavez

BE46F4F325A44A2...

Veronica Chavez, Finance Director



Account Statement - Transaction Summary

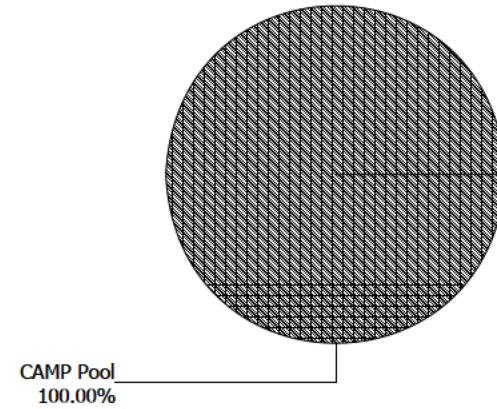
For the Month Ending July 31, 2024

CITY OF PALM DESERT - PALM DESERT HOUSING AUTHORITY - [REDACTED]

CAMP Pool	
Opening Market Value	48,464,143.53
Purchases	223,047.36
Redemptions	0.00
Unsettled Trades	0.00
Change in Value	0.00
Closing Market Value	\$48,687,190.89
Cash Dividends and Income	223,047.36

Asset Summary		
	July 31, 2024	June 30, 2024
CAMP Pool	48,687,190.89	48,464,143.53
Total	\$48,687,190.89	\$48,464,143.53

Asset Allocation	
CAMP Pool	100.00%





Account Statement

For the Month Ending **July 31, 2024**

CITY OF PALM DESERT - PALM DESERT HOUSING AUTHORITY - [REDACTED]

Trade Date	Settlement Date	Transaction Description	Share or Unit Price	Dollar Amount of Transaction	Total Shares Owned
CAMP Pool					
Opening Balance					48,464,143.53
07/31/24	08/01/24	Accrual Income Div Reinvestment - Distributions	1.00	223,047.36	48,687,190.89
Closing Balance					48,687,190.89

	Month of July	Fiscal YTD January-July		
Opening Balance	48,464,143.53	55,354,403.82	Closing Balance	48,687,190.89
Purchases	223,047.36	1,567,787.07	Average Monthly Balance	48,471,338.61
Redemptions (Excl. Checks)	0.00	(8,235,000.00)	Monthly Distribution Yield	5.43%
Check Disbursements	0.00	0.00		
Closing Balance	48,687,190.89	48,687,190.89		
Cash Dividends and Income	223,047.36	1,567,787.07		

California State Treasurer *Fiona Ma, CPA*



Local Agency Investment Fund
P.O. Box 942809
Sacramento, CA 94209-0001
(916) 653-3001

August 05, 2024

[LAIF Home](#)
[PMIA Average Monthly Yields](#)

PALM DESERT HOUSING AUTHORITY

CITY TREASURER
73-510 FRED WARING DRIVE
PALM DESERT, CA 92260-2578

[Tran Type Definitions](#)

Account Number: XXXXXXXXXX

July 2024 Statement

Effective Date	Transaction Date	Tran Type	Confirm Number	Web Confirm Number	Authorized Caller	Amount
7/15/2024	7/12/2024	QRD	1755624	N/A	SYSTEM	11,598.92

Account Summary

Total Deposit:	11,598.92	Beginning Balance:	1,028,002.38
Total Withdrawal:	0.00	Ending Balance:	1,039,601.30



Account Statement - Transaction Summary

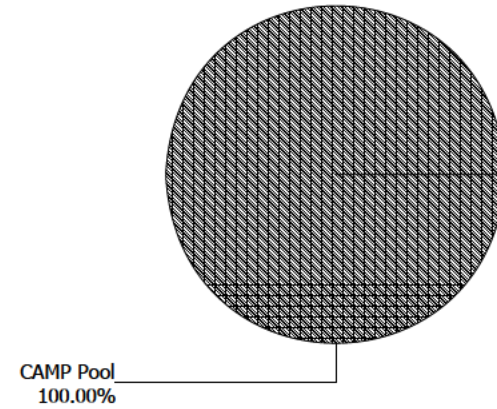
For the Month Ending **August 31, 2024**

CITY OF PALM DESERT - PALM DESERT HOUSING AUTHORITY - [REDACTED]

CAMP Pool	
Opening Market Value	48,687,190.89
Purchases	204,947.43
Redemptions	(4,000,000.00)
Unsettled Trades	0.00
Change in Value	0.00
Closing Market Value	\$44,892,138.32
Cash Dividends and Income	204,947.43

Asset Summary		
	August 31, 2024	July 31, 2024
CAMP Pool	44,892,138.32	48,687,190.89
Total	\$44,892,138.32	\$48,687,190.89

Asset Allocation





Account Statement

For the Month Ending **August 31, 2024**

CITY OF PALM DESERT - PALM DESERT HOUSING AUTHORITY - [REDACTED]

Trade Date	Settlement Date	Transaction Description	Share or Unit Price	Dollar Amount of Transaction	Total Shares Owned
CAMP Pool					
Opening Balance					48,687,190.89
08/01/24	08/01/24	Redemption - Outgoing Wires	1.00	(4,000,000.00)	44,687,190.89
08/30/24	09/03/24	Accrual Income Div Reinvestment - Distributions	1.00	204,947.43	44,892,138.32
Closing Balance					44,892,138.32

	Month of August	Fiscal YTD January-August		
Opening Balance	48,687,190.89	55,354,403.82	Closing Balance	44,892,138.32
Purchases	204,947.43	1,772,734.50	Average Monthly Balance	44,700,413.30
Redemptions (Excl. Checks)	(4,000,000.00)	(12,235,000.00)	Monthly Distribution Yield	5.41%
Check Disbursements	0.00	0.00		
Closing Balance	44,892,138.32	44,892,138.32		
Cash Dividends and Income	204,947.43	1,772,734.50		

California State Treasurer
Fiona Ma, CPA



Local Agency Investment Fund
P.O. Box 942809
Sacramento, CA 94209-0001
(916) 653-3001

September 03, 2024

[LAIF Home](#)
[PMIA Average Monthly Yields](#)

PALM DESERT HOUSING AUTHORITY

CITY TREASURER
73-510 FRED WARING DRIVE
PALM DESERT, CA 92260-2578

[Tran Type Definitions](#)

Account Number: [REDACTED]

August 2024 Statement

Account Summary

Total Deposit:	0.00	Beginning Balance:	1,039,601.30
Total Withdrawal:	0.00	Ending Balance:	1,039,601.30



RDA Successor Agency Monthly Investment Summary Report

July & August 2024

CITY OF PALM DESERT

OVERVIEW

This report summarizes the RDA Successor Agency investment activities for the 2 months ending August 31, 2024.

INVESTMENT SUMMARY

ACTIVITY

Debt service payments made.

Asset Class	Beginning Book Value 7/1/2024	Purchases & Deposits	Redemptions & Withdrawals	Ending Book Value 8/31/2024
CAMP Pool	6,309.92	58.11	-	6,368.03
LAIF Pool	794.11	-	-	794.11
County Pool	357.20	0.45	-	357.65
Investments				
Total	\$ 7,461.23	\$ 58.56	\$ -	\$ 7,519.79
Trustee ^	19,873,327.60	10,594,512.23	(2,549,631.26)	27,918,208.57
Cash	10,290,595.69	-	(10,092,268.27)	198,327.42
Cash & Cash w/Fiscal Agentys				
Total	\$ 30,163,923.29	\$ 10,594,512.23	\$ (12,641,899.53)	\$ 28,116,535.99
Total	\$ 30,171,384.52	\$ 10,594,570.79	\$ (12,641,899.53)	\$ 28,124,055.78

^ = Restricted funds based upon bond indenture terms.

This investment portfolio is in compliance with the provisions of California Government Code Section 53601 and the City of Palm Desert investment policy. Pursuant to ABX126, the availability of cash to fund the Palm Desert RDA Successor Agency's debt service is dependent upon the County of Riverside and the State of California. All balances are bank balances.

Signed by:

Veronica Chavez

BF46F4E325A44A2

Veronica Chavez, Finance Director



Account Statement - Transaction Summary

For the Month Ending July 31, 2024

CITY OF PALM DESERT - RDA SUCCESSOR AGENCY -- PALM DESERT - [REDACTED]

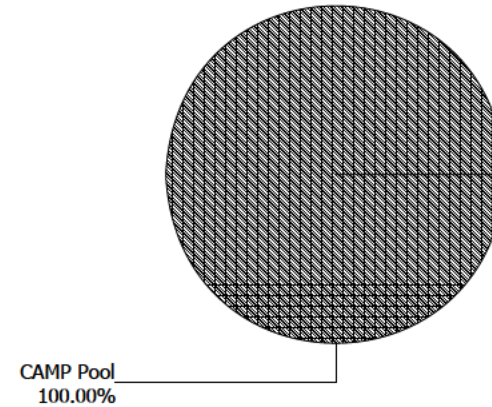
CAMP Pool

Opening Market Value	6,309.92
Purchases	29.04
Redemptions	0.00
Unsettled Trades	0.00
Change in Value	0.00
Closing Market Value	\$6,338.96
Cash Dividends and Income	29.04

Asset Summary

	July 31, 2024	June 30, 2024
CAMP Pool	6,338.96	6,309.92
Total	\$6,338.96	\$6,309.92

Asset Allocation





Account Statement

For the Month Ending **July 31, 2024**

CITY OF PALM DESERT - RDA SUCCESSOR AGENCY -- PALM DESERT - [REDACTED]

Trade Date	Settlement Date	Transaction Description	Share or Unit Price	Dollar Amount of Transaction	Total Shares Owned
CAMP Pool					
Opening Balance					6,309.92
07/31/24	08/01/24	Accrual Income Div Reinvestment - Distributions	1.00	29.04	6,338.96
Closing Balance					6,338.96

	Month of July	Fiscal YTD January-July
Opening Balance	6,309.92	6,140.97
Purchases	29.04	197.99
Redemptions (Excl. Checks)	0.00	0.00
Check Disbursements	0.00	0.00
Closing Balance	6,338.96	6,338.96
Cash Dividends and Income	29.04	197.99

Closing Balance	6,338.96
Average Monthly Balance	6,310.86
Monthly Distribution Yield	5.43%

California State Treasurer *Fiona Ma, CPA*



Local Agency Investment Fund
P.O. Box 942809
Sacramento, CA 94209-0001
(916) 653-3001

August 05, 2024

[LAIF Home](#)
[PMIA Average Monthly Yields](#)

S/A TO THE PALM DESERT REDEVELOPMENT
AGENCY
FINANCE DIRECTOR
73-510 FRED WARING DRIVE
PALM DESERT, CA 92260-2578

[Tran Type Definitions](#)

Account Number: XXXXXXXXXX

July 2024 Statement

Effective Date	Transaction Date	Tran Type	Confirm Number	Web Confirm Number	Authorized Caller	Amount
7/15/2024	7/12/2024	QRD	1756047	N/A	SYSTEM	8.86

Account Summary

Total Deposit:	8.86	Beginning Balance:	785.25
Total Withdrawal:	0.00	Ending Balance:	794.11

Fund Summary Report

Parameters: Query: Fund Summary

Bank: oneof

Account Number: oneof [REDACTED]

Counterparty: equalto

Run Date: 05-Sep-2024 09:31:44 AM

User: Susan

From : 01-Jul-2024

To : 31-Jul-2024

As at : 05-Sep-2024

Balance Calculation Based On: Value Date

Account Number	Account Name	Balance Forward	Total Receipts	Total Payments	Total
[REDACTED]	[REDACTED]	[REDACTED]	[REDACTED]	[REDACTED]	[REDACTED]
[REDACTED]	RDA Successor Agcy Palm Desert	\$357.20	\$0.45	\$0.00	\$357.65

Grand Total: [REDACTED] [REDACTED] [REDACTED] [REDACTED]



Account Statement - Transaction Summary

For the Month Ending **August 31, 2024**

CITY OF PALM DESERT - RDA SUCCESSOR AGENCY -- PALM DESERT - [REDACTED]

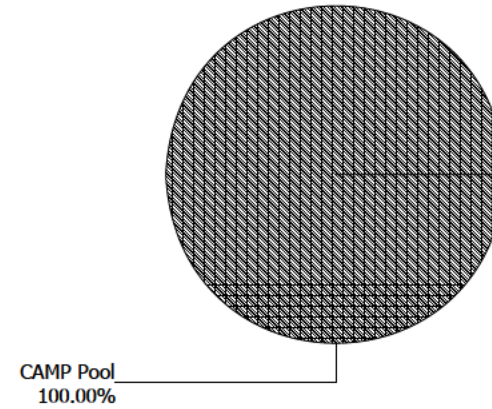
CAMP Pool

Opening Market Value	6,338.96
Purchases	29.07
Redemptions	0.00
Unsettled Trades	0.00
Change in Value	0.00
Closing Market Value	\$6,368.03
Cash Dividends and Income	29.07

Asset Summary

	August 31, 2024	July 31, 2024
CAMP Pool	6,368.03	6,338.96
Total	\$6,368.03	\$6,338.96

Asset Allocation





Account Statement

For the Month Ending **August 31, 2024**

CITY OF PALM DESERT - RDA SUCCESSOR AGENCY -- PALM DESERT - [REDACTED]

Trade Date	Settlement Date	Transaction Description	Share or Unit Price	Dollar Amount of Transaction	Total Shares Owned
CAMP Pool					
Opening Balance					6,338.96
08/30/24	09/03/24	Accrual Income Div Reinvestment - Distributions	1.00	29.07	6,368.03
Closing Balance					6,368.03

	Month of August	Fiscal YTD January-August
Opening Balance	6,338.96	6,140.97
Purchases	29.07	227.06
Redemptions (Excl. Checks)	0.00	0.00
Check Disbursements	0.00	0.00
Closing Balance	6,368.03	6,368.03
Cash Dividends and Income	29.07	227.06

Closing Balance	6,368.03
Average Monthly Balance	6,340.84
Monthly Distribution Yield	5.41%

California State Treasurer
Fiona Ma, CPA



Local Agency Investment Fund
P.O. Box 942809
Sacramento, CA 94209-0001
(916) 653-3001

September 03, 2024

[LAIF Home](#)
[PMIA Average Monthly Yields](#)

S/A TO THE PALM DESERT REDEVELOPMENT
AGENCY
FINANCE DIRECTOR
73-510 FRED WARING DRIVE
PALM DESERT, CA 92260-2578

[Tran Type Definitions](#)

Account Number: [REDACTED]

August 2024 Statement

Account Summary

Total Deposit:	0.00	Beginning Balance:	794.11
Total Withdrawal:	0.00	Ending Balance:	794.11

Fund Summary Report

Parameters: Query: Fund Summary

Bank: oneof

Account Number: oneof [REDACTED]

Counterparty: equalto

Run Date: 05-Sep-2024 10:22:56 AM

User: Susan

From : 01-Aug-2024

To : 31-Aug-2024

As at : 05-Sep-2024

Balance Calculation Based On: Value Date

Account Number	Account Name	Balance Forward	Total Receipts	Total Payments	Total
[REDACTED]	[REDACTED]	[REDACTED]	[REDACTED]	[REDACTED]	[REDACTED]
[REDACTED]	RDA Successor Agcy Palm Desert	\$357.65	\$0.00	\$0.00	\$357.65

Grand Total: [REDACTED] [REDACTED] [REDACTED] [REDACTED]