

**KYLE ABSOLOM**

# **DUELING PALMS.**

**PALM DESERT  
SAN PABLO AVENUE ROUNDABOUT**

**FINAL PROPOSAL 07.06.21**

# THE ARTIST

---

I am inspired by joy and reflection. My work has always been rooted in the end goal of evoking happiness paired with contemplation. This combination of emotion and thought is what has driven me through my daily life and naturally bled into my art. My hope is that when a viewer sees my art for the first time, that they smile or tilt their head with curiosity. I am also driven by elevating what joy or fun can look like and challenging those norms. Sophistication and timelessness have always been at the forefront my thought process.

Specializing in experiential and immersive experiences has geared my art towards large scale projects with varying levels of permanence. My materials are mix media and range from aluminum and plexiglass to wood and steel. My history of working with a wide spectrum of clients has also shaped my work by using the restraints of commissioned work as inspiration instead of a hinderance. I also pull inspiration from the location and surrounding area of my installations. I want my art to naturally belong in a space yet strikingly stand out and leave a lasting impression. The 3-dimensional nature of my work is pushed even further when I play with bold colors and sharp geometric angles.



# DUELING PALMS



My current project "Dueling Palms" is rooted in the land it hopes to live on. This steel sculpture aims to honor Palm Desert and use the iconic (perhaps obvious) Palm Tree and reimagine it. It was a personal challenge to take such a recognizable symbol and make it feel new. The "Dueling Palms" are designed to quite literally cut through the noise with sharp yet smooth curves, appearing to almost bounce off of the ground. The florescent orange color not only sparks joy but represents the warmth and sun that is the trademark of Palm Desert.

From a distance the palms also have a yin and yang effect mirroring the balance and dance of the nature and community around them. The flowing aesthetic also mimics an infinity symbol, representing the power and boundlessness of a city thriving in the desert against all odds. At a closer look there are a total of ten fronds - 9 individually representing each of the cities that make up Coachella Valley. The tenth palm frond indicates the cities coming together in unity.

The design of this piece takes into consideration all of the listed requirements and precautionary measures for the community and passers by. This is a 360 degree sculpture that that still allows drivers to maintain visibility and their safety. It pays homage to the core history of Palm Desert while looking to the future. My experience working with a broad range of concepts and materials will take this project and community to the next level.

# DETAILS



## MATERIALS

This structure will be constructed of 100% Stainless Steel. This will allow for no rusting, and will be a huge part of the longevity of this art piece. My long term fabrication partner who I have worked with on multiple occasions specializes in the most incredible steel work - most recently building a project for The Waldorf Astoria in Beverly Hills.

## INSTALLATION

Cast-in-place concrete footings will be installed approximately 8" below ground. The structure will then be bolted down onto the footings. The plates will be concealed. We will then back fill below ground with a rock bed of gravel. One palm structure will be anchored in 3 places. The other structure will be anchored directly from its center. Both structures will then be bolted together for advanced stability. The structure will be made into sections (approximately 12 - 15 pieces) and built onsite. The palm fronds will be individually bolted onto the trunk of each palm structure through a connection point. Should the structure be disassembled - it would be in the reverse process of how it was built. We would remove each bolt at each connection point, slowly removing each piece.

## ESTIMATED WEIGHT

I plan to use 1/8" or 1/4" stainless steel sheet metal for this piece. The final thickness and thus weight will be decided once I have consulted with the engineer and have taken into consideration the wind load.

The thickness of the piece will be dependent on an engineer seeing the art work as they will be able to what is best based on wind load. Once I can speak with the city's engineer we will get a better understanding of this and I will be able to provide an estimated weight of the piece.

# DETAILS

---

## HARDSCAPE

I am proposing the structure to live on a rock bed of slate colored gravel. This helps with the stark contrast between the art piece coloring and the flooring - pairing beautifully with the modern, architectural orange curves of the structure.

## LIGHTING

I am proposing to install 12-16 LED can (recessed) lights into the ground. The lights will all be aim-able so we can focus them onto the desired areas of the structure, allowing the light to hit perfectly.

## DIMENSIONS

32' wide x 15' deep x 14'9" high \*\*see further within the deck for more detailed dimensions

I know there were some concerns about the up-turned palm trees height - this has now been increased to 7' high ensuring it is higher than human height. I also want to note I am prepared to work with the city on the design, if there is concern that the palm edges are too sharp. I am 100% willing to shave off the ends slightly allowing for them to be a little more blunt helping with any health and safety issues.

## COATING

The sculpture's exterior will be coated in an acrylic urethane clear coat. I am proposing that this structure is in an orange color. I will use a matte finish to help further withstand any maintenance from any wind and sand for example. The painted clear coat will allow for the durability of the structure to have a lifespan of anywhere from 10-15 years.



# DETAILS

---



## **MAINTENANCE**

I will be using stainless steel because it's durability is outstanding. It can withstand extreme weather conditions, and requires the standard maintenance for outdoor public art. The structure should be simply washed with a pressure washer on the softest setting, every 3-4 months. No oils, gels or soap should be used.

## **BUDGET**

\$125,000 - this includes artist fees, taxes, insurance, materials, tools, travel, expense contingency, and other associated costs.

\*\*Installation, uplighting costs, and permit fees will be covered by the City.

# FINAL ART PROPOSAL.

[PLEASE CLICK HERE FOR FULL 360 DEGREE VIRTUAL TOUR](#)



























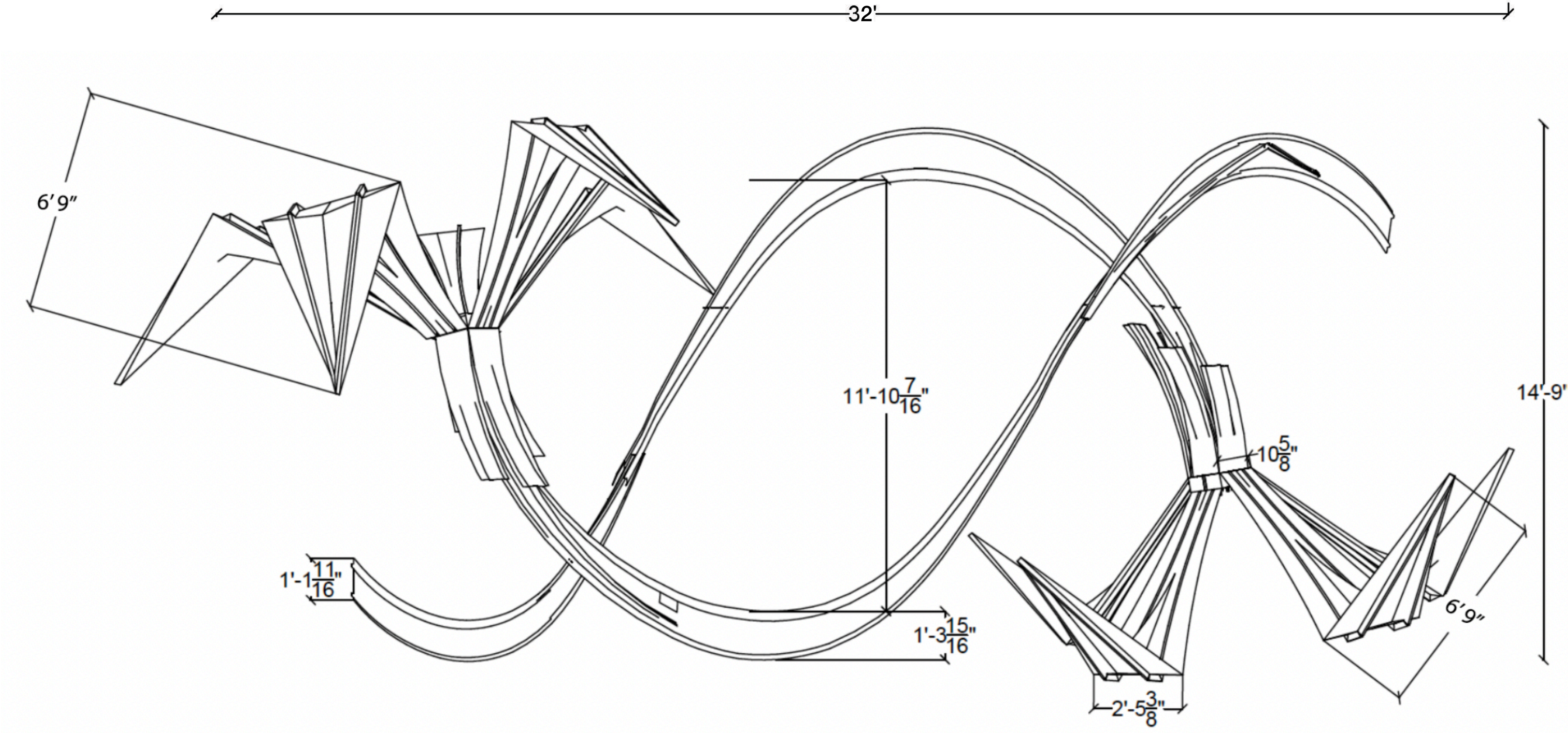






**ART PIECE  
DIMENSIONS.**

# DIMENSIONS





**THANK YOU**