

Slurry Area of Work

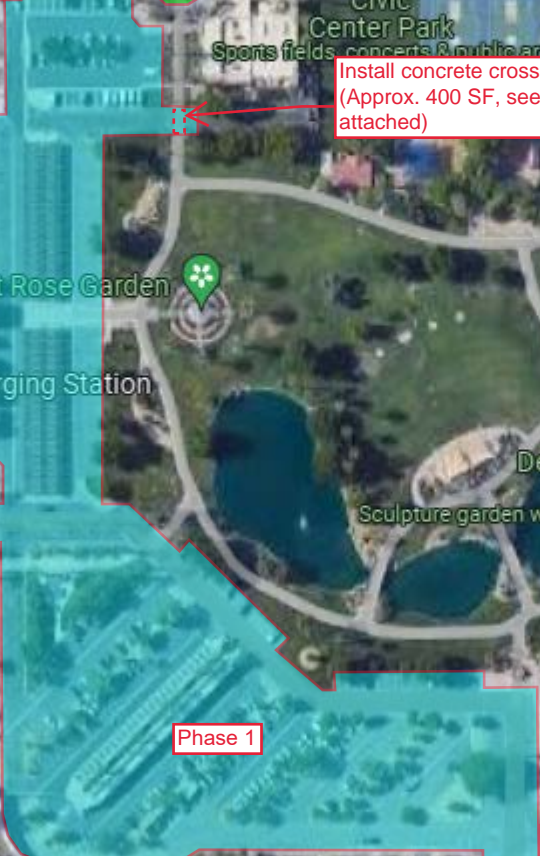
Phase 2




Install concrete crossing
(Approx. 400 SF, see attached)



Phase 1



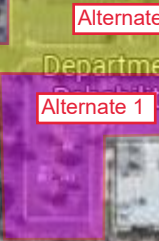
Remove and replace asphalt
(Approx. 10,000 SF, see attached)



Alternate 2



Alternate 1



Replace
asphalt with
concrete





Remove and
replace asphalt