



City of Palm Desert

Investments Summary Through June 2023

The City's investment portfolio is detailed below. Investment transactions were executed in accordance with the California State Government Code, the City's Investment Policy and all bond indentures.

Investment Portfolio:

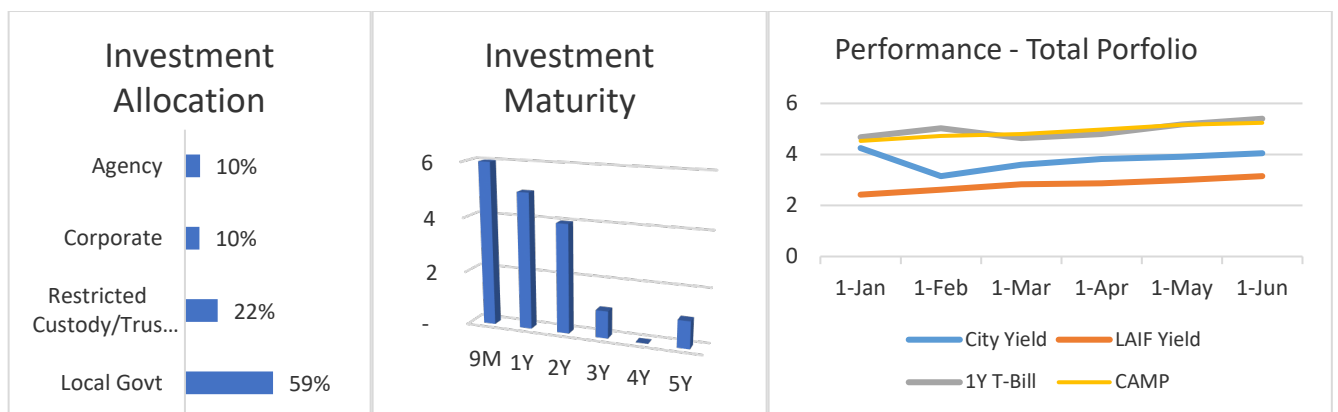
\$ Millions

Asset Class	Beginning Book Value 5/1/2023	Purchases & Deposits	Redemptions & Withdrawals	Ending Book Value 6/30/2023	% of Portfolio
Agencies	\$ 30.97	\$ -	\$ -	\$ 30.97	10%
Corporates	\$ 30.00	\$ -	\$ -	\$ 30.00	9%
Negotiable CD's	\$ -	\$ -	\$ -	\$ -	0%
CAMP Pool	\$ 157.42	\$ 1.37	\$ -	\$ 158.79	49%
LAIF Pool	\$ 20.66	\$ 0.16	\$ -	\$ 20.82	6%
County Pool	\$ 2.50	\$ -	\$ -	\$ 2.50	1%
Custodian ®	\$ 64.26	\$ 0.48	\$ -	\$ 64.74	20%
Trustee ®	\$ 2.95	\$ -	\$ -	\$ 2.95	1%
Cash	\$ 12.78	\$ 39.00	\$ 36.79	\$ 14.99	5%
Total	\$ 321.54	\$ 41.01	\$ 36.79	\$ 325.76	100%

® = Restricted funds based upon bond indenture terms.

The City Union Bank checking accounts merged with US Bank in May. Additionally, the City opened new checking accounts with Wells Fargo in May. Cash Deposit and Withdrawal amounts include US Bank to Wells Fargo balance transfers as well as sweep account transfers which earned at a fund Yield of 4.95% in June. Major changes to the portfolio over the reporting period include California sales tax of \$4.5 M, property taxes of \$1.9 M, and Measure A of \$.30 M received by the City.

Portfolio Allocations, Maturities and Performance:

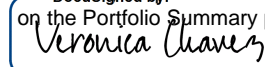


CITY OF PALM DESERT
Portfolio Management
Portfolio Summary
June 30, 2023

Investments	Par Value	Market Value	Book Value	% of Portfolio	Days to Mat./Call	Term	YTM/C 365 Equiv.
CAMP	158,792,423.09	158,792,423.09	158,792,423.09	51.09	1	1	5.240
FEDERAL AGENCY - COUPON	14,000,000.00	13,465,070.00	13,997,213.17	4.50	199	830	0.439
LAIF	20,817,543.64	20,817,543.64	20,817,543.64	6.70	1	1	3.150
FEDERAL AGENCY - CALLABLE	17,000,000.00	16,219,810.00	16,984,552.57	5.47	292	930	0.427
TRUSTEE CASH BALANCES	2,948,750.21	2,948,750.21	2,948,750.21	0.95	1	1	0.284
MEDIUM-TERM NOTES	30,000,000.00	29,188,710.00	29,997,105.92	9.65	650	1,118	2.917
CUSTODIAN PROJECT FUNDS	64,741,624.30	64,741,624.30	64,741,624.30	20.83	1	1	4.920
RIVERSIDE COUNTY POOL	2,504,768.68	2,504,768.68	2,504,768.68	0.81	1	1	3.860
	310,805,109.92	308,678,699.92	310,783,981.58	100.00%	88	197	4.272
Investments							
Cash							
Passbook/Checking (not included in yield calculations)	14,985,060.36	14,985,060.36	14,985,060.36		1	1	0.000
	325,790,170.28	323,663,760.28	325,769,041.94		88	197	4.272
Total Cash and Investments							

Total Earnings	June 30 Month Ending	Fiscal Year To Date	Fiscal Year Ending
Current Year	1,087,906.41	9,507,939.23	9,507,939.23
Average Daily Balance	327,070,790.49		
Effective Rate of Return	4.05%		

This investment portfolio is in compliance with the provisions of California Government Code Section 53601 and the City of Palm Desert investment policy. Barring unforeseen events, it has sufficient cash to fund city expenditures for the next six months. US Bank Custody Services has provided market value prices for all corporate securities. All balances are bank balances. The "% of Portfolio" calculation on the Portfolio Summary page omits demand deposits.



 BE46E4E325A44A2
 Veronica Chavez, Finance Director

9/21/2023

Reporting period 06/01/2023-06/30/2023

Run Date: 09/11/2023 - 09:45

Portfolio CITY
 AP
 PM (PRF_PM1) 7.3.11
 Report Ver. 7.3.11

CITY OF PALM DESERT
Portfolio Management
Portfolio Details - Investments
June 30, 2023

CUSIP	Investment #	Issuer	Average Balance	Purchase Date	Par Value	Market Value	Book Value	Stated Rate	Moody's	YTM/C 365	Days to Mat./Call	Maturity Date
CAMP												
SYS13	13	C.A.M.P. POOL (CITY)			154,438,584.68	154,438,584.68	154,438,584.68	5.240		5.240	1	
SYS12444	12444	C.A.M.P. POOL (DESERT WILLOW)			4,353,838.41	4,353,838.41	4,353,838.41	5.240		5.240	1	
Subtotal and Average			158,133,720.55		158,792,423.09	158,792,423.09	158,792,423.09			5.240	1	
U.S. BANK / LAIF BOND PROCEEDS												
252026003	12-33-084	LOCAL AGENCY INVESTMENT FUND			0.00	0.00	0.00	0.203		0.203	1	
Subtotal and Average			0.00		0.00	0.00	0.00			0.000	0	
FEDERAL AGENCY - COUPON												
3130ANAC4	664	FEDERAL HOME LOAN BANK		07/28/2021	3,000,000.00	2,833,650.00	2,999,816.54	0.500	Aaa	0.505	485	10/28/2024
3130APR72	710	FEDERAL HOME LOAN BANK		11/04/2021	5,000,000.00	4,830,800.00	5,000,000.00	0.500	Aaa	0.500	160	12/08/2023
3137EAEY1	706	FEDERAL HOME LOAN MTG CORP		10/21/2021	3,000,000.00	2,893,710.00	2,997,952.72	0.125	Aaa	0.360	107	10/16/2023
3137EAEW5	707	FEDERAL HOME LOAN MTG CORP		10/21/2021	3,000,000.00	2,906,910.00	2,999,443.91	0.250	Aaa	0.350	69	09/08/2023
Subtotal and Average			13,996,804.52		14,000,000.00	13,465,070.00	13,997,213.17			0.439	199	
LAIF												
12000	12000	LOCAL AGENCY INVESTMENT FUND			20,817,543.64	20,817,543.64	20,817,543.64	3.150		3.150	1	
Subtotal and Average			20,660,775.78		20,817,543.64	20,817,543.64	20,817,543.64			3.150	1	
FEDERAL AGENCY - CALLABLE												
3133EMLP5	668	FEDERAL FARM CREDIT BANK		09/14/2021	5,000,000.00	4,655,800.00	4,985,335.03	0.320	Aaa	0.520	541	12/23/2024
3133ENBN9	698	FEDERAL FARM CREDIT BANK		10/20/2021	3,000,000.00	2,908,920.00	2,999,727.50	0.340	Aaa	0.370	111	10/20/2023
3133ENAU4	699	FEDERAL FARM CREDIT BANK		10/19/2021	3,000,000.00	2,901,330.00	2,999,490.04	0.270	Aaa	0.331	103	10/12/2023
3130AN7K0	660	FEDERAL HOME LOAN BANK		07/29/2021	3,000,000.00	2,854,620.00	3,000,000.00	0.400	Aaa	0.400	394	07/29/2024
3130APMC6	708	FEDERAL HOME LOAN BANK		11/24/2021	3,000,000.00	2,899,140.00	3,000,000.00	0.450	Aaa	0.450	146	11/24/2023
Subtotal and Average			16,984,043.41		17,000,000.00	16,219,810.00	16,984,552.57			0.427	292	
TRUSTEE CASH BALANCES												
252026000-G	382	GOLDMAN SACHS GOVERNMENT FUND			0.00	0.00	0.00	0.030	Aaa	0.030	1	
252026001-G	383	GOLDMAN SACHS GOVERNMENT FUND		07/01/2022	0.00	0.00	0.00	0.030	Aaa	0.030	1	
252026002-G	384	GOLDMAN SACHS GOVERNMENT FUND			0.00	0.00	0.00	0.030	Aaa	0.030	1	
252026003-G	385	GOLDMAN SACHS GOVERNMENT FUND			0.00	0.00	0.00	0.030	Aaa	0.030	1	
252026004-G	386	GOLDMAN SACHS GOVERNMENT FUND			0.00	0.00	0.00	0.030	Aaa	0.030	1	
252026017-G	401	GOLDMAN SACHS GOVERNMENT FUND			0.00	0.00	0.00	0.030	Aaa	0.030	1	
252026018-G	402	GOLDMAN SACHS GOVERNMENT FUND			0.00	0.00	0.00	0.030	Aaa	0.030	1	

CITY OF PALM DESERT
Portfolio Management
Portfolio Details - Investments
June 30, 2023

CUSIP	Investment #	Issuer	Average Balance	Purchase Date	Par Value	Market Value	Book Value	Stated Rate	Moody's	YTM/C 365	Days to Mat./Call	Maturity Date
TRUSTEE CASH BALANCES												
260128000-G	404	GOLDMAN SACHS GOVERNMENT FUND			27.47	27.47	27.47	5.020	Aaa	5.020	1	
260128001-G	405	GOLDMAN SACHS GOVERNMENT FUND		07/01/2022	0.00	0.00	0.00	0.030	Aaa	0.030	1	
260128002-G	407	GOLDMAN SACHS GOVERNMENT FUND		07/01/2022	0.00	0.00	0.00	0.030	Aaa	0.030	1	
260128003-G	408	GOLDMAN SACHS GOVERNMENT FUND		07/01/2022	0.00	0.00	0.00	0.030	Aaa	0.030	1	
260128004-G	409	GOLDMAN SACHS GOVERNMENT FUND		07/01/2022	0.00	0.00	0.00	0.030	Aaa	0.030	1	
260128005-G	410	GOLDMAN SACHS GOVERNMENT FUND			0.00	0.00	0.00	0.030	Aaa	0.030	1	
260128006-G	412	GOLDMAN SACHS GOVERNMENT FUND			0.00	0.00	0.00	0.030	Aaa	0.030	1	
260128007-G	414	GOLDMAN SACHS GOVERNMENT FUND			0.00	0.00	0.00	0.030	Aaa	0.030	1	
260128008-G	415	GOLDMAN SACHS GOVERNMENT FUND			0.00	0.00	0.00	0.030	Aaa	0.030	1	
260128009-G	416	GOLDMAN SACHS GOVERNMENT FUND			143.83	143.83	143.83	5.020	Aaa	5.020	1	
260128010-G	417	GOLDMAN SACHS GOVERNMENT FUND			853.68	853.68	853.68	5.020	Aaa	5.020	1	
260128011-G	418	GOLDMAN SACHS GOVERNMENT FUND			165,719.72	165,719.72	165,719.72	5.020	Aaa	5.020	1	
261470000-G	419	GOLDMAN SACHS GOVERNMENT FUND			0.00	0.00	0.00	0.030	Aaa	0.030	1	
261470001-G	420	GOLDMAN SACHS GOVERNMENT FUND			0.00	0.00	0.00	0.030	Aaa	0.030	1	
261470002-G	421	GOLDMAN SACHS GOVERNMENT FUND			0.00	0.00	0.00	0.030	Aaa	0.030	1	
263346000-G	671	GOLDMAN SACHS GOVERNMENT FUND			43.72	43.72	43.72		Aaa	0.000	1	
263346001-G	672	GOLDMAN SACHS GOVERNMENT FUND		07/01/2022	0.50	0.50	0.50		Aaa	0.000	1	
263346002-G	673	GOLDMAN SACHS GOVERNMENT FUND			0.19	0.19	0.19		Aaa	0.000	1	
263346003-G	674	GOLDMAN SACHS GOVERNMENT FUND			874,214.36	874,214.36	874,214.36		Aaa	0.000	1	
263346004-G	675	GOLDMAN SACHS GOVERNMENT FUND		07/01/2022	0.00	0.00	0.00	0.030	Aaa	0.030	1	
263346005-G	676	GOLDMAN SACHS GOVERNMENT FUND		07/01/2022	0.94	0.94	0.94	0.030	Aaa	0.030	1	
263346006-G	677	GOLDMAN SACHS GOVERNMENT FUND			0.00	0.00	0.00		Aaa	0.000	1	
263346007-G	678	GOLDMAN SACHS GOVERNMENT FUND			1.53	1.53	1.53		Aaa	0.000	1	
263599000-G	679	GOLDMAN SACHS GOVERNMENT FUND		07/01/2022	1.69	1.69	1.69	0.030	Aaa	0.030	1	
263599001-G	680	GOLDMAN SACHS GOVERNMENT FUND		07/01/2022	81.25	81.25	81.25		Aaa	0.000	1	
263599002-G	682	GOLDMAN SACHS GOVERNMENT FUND			1,416,852.99	1,416,852.99	1,416,852.99		Aaa	0.000	1	
263599003-G	683	GOLDMAN SACHS GOVERNMENT FUND			0.00	0.00	0.00		Aaa	0.000	1	
269048000-G	684	GOLDMAN SACHS GOVERNMENT FUND		07/01/2022	0.00	0.00	0.00	0.030	Aaa	0.030	1	
271146000-G	685	GOLDMAN SACHS GOVERNMENT FUND			19.62	19.62	19.62		Aaa	0.000	1	
271146001-G	687	GOLDMAN SACHS GOVERNMENT FUND		07/01/2022	0.10	0.10	0.10		Aaa	0.000	1	
271146002-G	688	GOLDMAN SACHS GOVERNMENT FUND		07/01/2022	0.03	0.03	0.03	0.030	Aaa	0.030	1	
271146003-G	689	GOLDMAN SACHS GOVERNMENT FUND			468,407.70	468,407.70	468,407.70		Aaa	0.000	1	
271146004-G	690	GOLDMAN SACHS GOVERNMENT FUND		07/01/2022	0.00	0.00	0.00	0.030	Aaa	0.030	1	
271146005-G	691	GOLDMAN SACHS GOVERNMENT FUND		07/01/2022	0.70	0.70	0.70	0.030	Aaa	0.030	1	
271146006-G	692	GOLDMAN SACHS GOVERNMENT FUND			0.00	0.00	0.00		Aaa	0.000	1	
277580000-G	693	GOLDMAN SACHS GOVERNMENT FUND		07/01/2022	0.00	0.00	0.00	0.030	Aaa	0.030	1	

CITY OF PALM DESERT
Portfolio Management
Portfolio Details - Investments
June 30, 2023

CUSIP	Investment #	Issuer	Average Balance	Purchase Date	Par Value	Market Value	Book Value	Stated Rate	Moody's	YTM/C 365	Days to Mat./Call	Maturity Date
TRUSTEE CASH BALANCES												
263599004	744	GOLDMAN SACHS GOVERNMENT FUND			22,380.19	22,380.19	22,380.19	0.005	Aaa	0.005	1	
Subtotal and Average			2,948,063.13		2,948,750.21	2,948,750.21	2,948,750.21			0.284	1	
MEDIUM-TERM NOTES												
023135BW5	662	AMAZON.COM INC.		07/19/2021	3,000,000.00	2,852,400.00	3,000,000.00	0.450	A	0.450	316	05/12/2024
14913R2L0	697	CATERPILLAR FINANCIAL SERVICES		10/08/2021	3,000,000.00	2,841,930.00	2,998,687.54	0.450	A	0.500	321	05/17/2024
3134GYAB8	760	Freddie Mac		12/30/2022	5,000,000.00	5,000,000.00	5,000,000.00	5.250	Aaa	5.250	548	12/30/2024
38150APM1	752	GOLDMAN SACHS GOVERNMENT FUND		10/31/2022	5,000,000.00	5,000,000.00	5,000,000.00	6.750	A2	6.750	1,581	10/29/2027
6174468C6	747	MORGAN STANLEY		09/01/2022	5,000,000.00	5,000,000.00	5,000,000.00	4.000	A1	3.999	753	07/23/2025
89236TJH9	658	TOYOTA MOTOR CREDIT CORP		06/18/2021	3,000,000.00	2,831,460.00	3,000,000.00	0.500	A	0.500	353	06/18/2024
89236TJH9	659	TOYOTA MOTOR CREDIT CORP		07/08/2021	3,000,000.00	2,831,460.00	2,999,135.77	0.500	A	0.530	353	06/18/2024
89236TJH9	667	TOYOTA MOTOR CREDIT CORP		09/14/2021	3,000,000.00	2,831,460.00	2,999,282.61	0.500	A	0.525	353	06/18/2024
Subtotal and Average			29,996,979.61		30,000,000.00	29,188,710.00	29,997,105.92			2.917	650	
CUSTODIAN PROJECT FUNDS												
6736302420-G	647	FIRST AMERICAN US TREASURY MMF			6,008,950.46	6,008,950.46	6,008,950.46	4.920	Aaa	4.920	1	
6736302430-G	648	FIRST AMERICAN US TREASURY MMF			26,204,708.31	26,204,708.31	26,204,708.31	4.920	Aaa	4.920	1	
6736302440-G	649	FIRST AMERICAN US TREASURY MMF			12,405,185.02	12,405,185.02	12,405,185.02	4.920	Aaa	4.920	1	
6736302450-G	650	FIRST AMERICAN US TREASURY MMF			20,122,780.51	20,122,780.51	20,122,780.51	4.920	Aaa	4.920	1	
Subtotal and Average			64,501,303.53		64,741,624.30	64,741,624.30	64,741,624.30			4.920	1	
RIVERSIDE COUNTY POOL												
052460	052460	POOLED INVESTMENT FUND			2,504,768.68	2,504,768.68	2,504,768.68	3.860	Aaa	3.860	1	
Subtotal and Average			2,504,768.68		2,504,768.68	2,504,768.68	2,504,768.68			3.860	1	
CUSTODIAN PROJECT FUNDS												
6736302420	498	GOLDMAN SACHS TREASURY FUND			0.00	0.00	0.00	0.010	Aaa	0.010	1	
6736302430	499	GOLDMAN SACHS TREASURY FUND			0.00	0.00	0.00	0.010	Aaa	0.010	1	
6736302440	500	GOLDMAN SACHS TREASURY FUND			0.00	0.00	0.00	0.010	Aaa	0.010	1	
6736302450	501	GOLDMAN SACHS TREASURY FUND			0.00	0.00	0.00	0.010	Aaa	0.010	1	
Subtotal and Average			0.00		0.00	0.00	0.00			0.000	0	

**CITY OF PALM DESERT
Portfolio Management
Portfolio Details - Investments
June 30, 2023**

CUSIP	Investment #	Issuer	Average Balance	Purchase Date	Par Value	Market Value	Book Value	Stated Rate	Moody's	YTM/C 365	Days to Mat./Call
Total and Average			327,070,790.49		310,805,109.92	308,678,699.92	310,783,981.58			4.272	88

**CITY OF PALM DESERT
Portfolio Management
Portfolio Details - Cash
June 30, 2023**

CUSIP	Investment #	Issuer	Average Balance	Purchase Date	Par Value	Market Value	Book Value	Stated		YTM/C	Days to
								Rate	Moody's		
CUSTODIAN PROJECT FUNDS											
SYS753	753	CITY OF PALM DESERT		10/27/2022	0.00	0.00	0.00			0.000	1
UNION BANK CHECKING ACCOUNTS											
SYS13016	13016	CITY OF PALM DESERT MAIN			0.00	0.00	0.00			0.000	1
SYS13013	13013	DESERT WILLOW GOLF COURSE		07/01/2022	0.00	0.00	0.00			0.000	1
SYS602	602	PUBLIC SAFETY CHECKING		07/01/2022	0.00	0.00	0.00			0.000	1
SYS13020	13020	RECREATIONAL FACILITIES CORP		07/01/2022	0.00	0.00	0.00			0.000	1
SYS9121	101	US Bank 1		05/26/2023	10,086,424.15	10,086,424.15	10,086,424.15			0.000	1
SYS9154	DW102	US Bank 1		05/26/2023	862,387.05	862,387.05	862,387.05			0.000	1
SYS9162	PDRFC103	US Bank 1		05/26/2023	613,463.61	613,463.61	613,463.61			0.000	1
SYS4316	PUBSAF107	US Bank 1		05/26/2023	1,136,961.77	1,136,961.77	1,136,961.77			0.000	1
SYS6359	WFDW111	WELLS FARGO BANK		05/24/2023	1,257,616.39	1,257,616.39	1,257,616.39		A1	0.000	1
SYS6391	WFMAIN108	WELLS FARGO BANK		05/19/2023	231,961.00	231,961.00	231,961.00		A1	0.000	1
SYS6342	WFPDRFC112	WELLS FARGO BANK		05/24/2023	796,246.39	796,246.39	796,246.39		A1	0.000	1
		Average Balance	0.00								1
Total Cash and Investments			327,070,790.49		325,790,170.28	323,663,760.28	325,769,041.94			4.272	88

CITY OF PALM DESERT
LONG-TERM LOANS RECEIVABLE
June 30, 2023

11-Sep-23
12:50 PM

SymPro No.	Investment	Book Value	Maturity Date	Stated Interest Rate
1	City Loan to RDA*	\$ -	N/A	0.20%
348	EIP Loan **	\$ 1,053,000.00	09/02/34	7.00%
594	Highlands Utility Undergrounding *** Assessment District 04-01 Deferred Loan	\$ 42,270.34	09/02/36	5.35%

Footnotes

* *On May 17, 2019, the California State Department of Finance (DOF) denied the 1986 City Loan in the principal amount of \$6,000,000 as an enforceable obligation of the Successor Agency of the Palm Desert Redevelopment Agency. Several attempts have been made to challenge this decision. The DOF, however, continues to maintain its position and its interpretation of the dissolution law as it relates to the loans.*

** EIP balance adjustments made on March 2 and on September 2 of each year.

*** Highlands balance adjustments made on March 2 and on September 2 of each year.

PALM DESERT HOUSING AUTHORITY
Portfolio Management
Portfolio Summary
June 30, 2023

Investments	Par Value	Market Value	Book Value	% of Portfolio	Days to Mat./Call	Term	YTM/C 365 Equiv.
CAMP	50,910,721.38	50,910,721.38	50,910,721.38	98.08	1	1	5.240
LAIF	998,018.16	998,018.16	998,018.16	1.92	1	1	3.360
Investments	51,908,739.54	51,908,739.54	51,908,739.54	100.00%	1	1	5.204
Cash							
Passbook/Checking (not included in yield calculations)	5,164,918.74	5,164,918.74	5,164,918.74		1	1	0.000
Total Cash and Investments	57,073,658.28	57,073,658.28	57,073,658.28		1	1	5.204

Total Earnings	June 30 Month Ending
Current Year	221,090.67
Average Daily Balance	56,887,871.97
Effective Rate of Return	4.73%

This investment portfolio complies with the provisions of California Government Code Section 53601 and the City of Palm Desert investment policy. Barring unforeseen events, it has sufficient cash to fund Housing Authority operations for the next six months. All balances are bank balances. The "% of Portfolio" calculation on the Portfolio Summary page omits demand deposits.

Veronica Chavez

9/21/2023

BE46E4E325A44A2

Veronica Chavez, Finance Director

PALM DESERT HOUSING AUTHORITY
Portfolio Management
Portfolio Details - Investments
June 30, 2023

CUSIP	Investment #	Issuer	Average Balance	Purchase Date	Par Value	Market Value	Book Value	Stated Rate	Moody's	Days to Mat./Call	YTM/C 365	Maturity Date
CAMP												
SYS12008	12008	CA ASSET MANAGEMENT PROGRAM			50,910,721.38	50,910,721.38	50,910,721.38	5.240		1	5.240	
Subtotal and Average			50,699,533.59		50,910,721.38	50,910,721.38	50,910,721.38			1	5.240	
CUSTODIAN PROJECT FUNDS												
6736302460	590	GOLDMAN SACHS TREASURY FUND			0.00	0.00	0.00	0.010	Aaa	1	0.010	
Subtotal and Average			0.00		0.00	0.00	0.00			0	0.000	
LAIF												
SYS21003	21003	LOCAL AGENCY INVESTMENT FUND			998,018.16	998,018.16	998,018.16	3.360		1	3.360	
Subtotal and Average			990,502.52		998,018.16	998,018.16	998,018.16			1	3.360	
CUSTODIAN PROJECT FUNDS												
6736302460-G	597	FIRST AMERICAN US TREASURY MMF		01/01/2021	0.00	0.00	0.00	4.860	Aaa	1	4.860	
Subtotal and Average			0.91		0.00	0.00	0.00			0	0.000	
Total and Average			56,887,871.97		51,908,739.54	51,908,739.54	51,908,739.54			1	5.204	

PALM DESERT HOUSING AUTHORITY
Portfolio Management
Portfolio Details - Cash
June 30, 2023


CUSIP	Investment #	Issuer	Average Balance	Purchase Date	Par Value	Market Value	Book Value	Stated Rate	Moody's	Days to Mat./Call	YTM/C 365
CHECKING											
SYS25015	25015	HOUSING AUTH CHECKING			1,045,814.24	1,045,814.24	1,045,814.24			1	0.000
SYS9204	HSG104	HOUSING AUTH CHECKING		06/01/2023	3,165.80	3,165.80	3,165.80			1	0.000
SYS25016	25016	HOUSING AUTH TRUST		07/01/2020	0.00	0.00	0.00			1	0.000
SYS6375	WFHSG113	WELLS FARGO BANK		06/01/2023	3,620,040.20	3,620,040.20	3,620,040.20		A1	1	0.000
SYS6367	WFHSGT	WELLS FARGO BANK		06/01/2023	495,898.50	495,898.50	495,898.50		A1	1	0.000
		Average Balance	0.00							1	
Total Cash and Investments			56,887,871.97		57,073,658.28	57,073,658.28	57,073,658.28			1	5.204

**RDA SUCCESSOR AGENCY
Portfolio Management
Portfolio Summary
June 30, 2023**

Investments	Par Value	Market Value	Book Value	% of Portfolio	Days to Mat./Call	Term	YTM/C 365 Equiv.
RIVERSIDE COUNTY POOL	340.91	340.91	340.91	0.00	1	1	3.860
CAMP	5,973.09	5,973.09	5,973.09	0.05	1	1	5.240
LAIF	762.35	762.35	762.35	0.01	1	1	3.360
TRUSTEE CASH BALANCES - MMA	12,467,964.88	12,467,964.88	12,467,964.88	99.74	1	1	0.000
TRUSTEE CASH BALANCES - GF	25,848.53	25,848.53	25,848.53	0.21	1	1	5.020
Investments	12,500,889.76	12,500,889.76	12,500,889.76	100.00%	1	1	0.013
Cash							
Passbook/Checking (not included in yield calculations)	29,439,853.42	29,439,853.42	29,439,853.42		1	1	0.000
Total Cash and Investments	41,940,743.18	41,940,743.18	41,940,743.18		1	1	0.013

Total Earnings	June 30 Month Ending
Current Year	135.00
Average Daily Balance	49,358,587.00
Effective Rate of Return	0.00%

This investment portfolio is in compliance with the provisions of California Government Code Section 53601 and the City of Palm Desert investment policy. Pursuant to ABX126, the availability of cash to fund the Palm Desert RDA Successor Agency's debt service is dependent upon the County of Riverside and the State of California. All balances are bank balances. The "% of Portfolio" calculation on the Portfolio Summary page omits demand deposits.

DocuSigned by:

 BE46F4E325A44A2
 9/21/2023
 Veronica Chavez, Finance Director

Reporting period 06/01/2023-06/30/2023

Run Date: 09/11/2023 - 09:44

No fiscal year history available

Portfolio RDAS
 AP
 PM (PRF_PM1) 7.3.11
 Report Ver. 7.3.11

RDA SUCCESSOR AGENCY
Portfolio Management
Portfolio Details - Investments
June 30, 2023

CUSIP	Investment #	Issuer	Average Balance	Purchase Date	Par Value	Market Value	Book Value	Stated Rate	Moody's	Days to Mat./Call	YTM/C 365	Maturity Date
RIVERSIDE COUNTY POOL												
052470	052470	POOLED INVESTMENT FUND		07/01/2020	340.91	340.91	340.91	3.860	Aaa	1	3.860	
Subtotal and Average			340.91		340.91	340.91	340.91			1	3.860	
CAMP												
SYS578	578	C.A.M.P. POOL (RDA S.A.)			5,973.09	5,973.09	5,973.09	5.240		1	5.240	
Subtotal and Average			5,948.31		5,973.09	5,973.09	5,973.09			1	5.240	
LAIF												
SYS604	604	L.A.I.F. (RDA S.A.)		07/01/2020	762.35	762.35	762.35	3.360		1	3.360	
Subtotal and Average			756.61		762.35	762.35	762.35			1	3.360	
TRUSTEE CASH BALANCES - MMA												
247394001-U	830	U.S. BANK MONEY MARKET ACCOUNT		07/01/2020	0.05	0.05	0.05		P-1	1	0.000	
247394003-U	832	U.S. BANK MONEY MARKET ACCOUNT		07/01/2020	0.00	0.00	0.00	0.010	P-1	1	0.010	
247394002-U	833	U.S. BANK MONEY MARKET ACCOUNT			1.03	1.03	1.03		P-1	1	0.000	
247394000-U	834	U.S. BANK MONEY MARKET ACCOUNT			414,240.55	414,240.55	414,240.55		P-1	1	0.000	
236781002-U	837	U.S. BANK MONEY MARKET ACCOUNT			14.42	14.42	14.42		P-1	1	0.000	
236781003-U	838	U.S. BANK MONEY MARKET ACCOUNT		07/01/2020	0.00	0.00	0.00	0.010	P-1	1	0.010	
236781000-U	839	U.S. BANK MONEY MARKET ACCOUNT			7,343,214.39	7,343,214.39	7,343,214.39		P-1	1	0.000	
253446003-U	842	U.S. BANK MONEY MARKET ACCOUNT		07/01/2020	0.00	0.00	0.00	0.010	P-1	1	0.010	
253446002-U	843	U.S. BANK MONEY MARKET ACCOUNT			7.66	7.66	7.66		P-1	1	0.000	
253446000-U	844	U.S. BANK MONEY MARKET ACCOUNT			2,040,474.27	2,040,474.27	2,040,474.27		P-1	1	0.000	
253446001-U	845	U.S. BANK MONEY MARKET ACCOUNT		07/01/2020	0.41	0.41	0.41		P-1	1	0.000	
224324000-U	853	U.S. BANK MONEY MARKET ACCOUNT			2,669,988.69	2,669,988.69	2,669,988.69		P-1	1	0.000	
224324001-U	855	U.S. BANK MONEY MARKET ACCOUNT		07/01/2020	0.79	0.79	0.79		P-1	1	0.000	
224324002-U	856	U.S. BANK MONEY MARKET ACCOUNT			22.55	22.55	22.55		P-1	1	0.000	
224324003-U	857	U.S. BANK MONEY MARKET ACCOUNT		07/01/2020	0.00	0.00	0.00	0.010	P-1	1	0.010	
236781001-U	881	U.S. BANK MONEY MARKET ACCOUNT		09/01/2020	0.07	0.07	0.07		P-1	1	0.000	
Subtotal and Average			12,467,913.70		12,467,964.88	12,467,964.88	12,467,964.88			1	0.000	
TRUSTEE CASH BALANCES - GF												
277861000-G	811	GOLDMAN SACHS GOVERNMENT FUND			25,848.53	25,848.53	25,848.53	5.020	Aaa	1	5.020	
277861001-G	812	GOLDMAN SACHS GOVERNMENT FUND			0.00	0.00	0.00	0.030	Aaa	1	0.030	
277861002-G	813	GOLDMAN SACHS GOVERNMENT FUND		07/01/2020	0.00	0.00	0.00	0.030	Aaa	1	0.030	
277861003-G	814	GOLDMAN SACHS GOVERNMENT FUND		07/01/2020	0.00	0.00	0.00	0.030	Aaa	1	0.030	

RDA SUCCESSOR AGENCY
Portfolio Management
Portfolio Details - Investments
June 30, 2023

CUSIP	Investment #	Issuer	Average Balance	Purchase Date	Par Value	Market Value	Book Value	Stated Rate	Moody's	Days to Mat./Call	YTM/C 365
Subtotal and Average			25,743.79		25,848.53	25,848.53	25,848.53			1	5.020
Total and Average			49,358,587.00		12,500,889.76	12,500,889.76	12,500,889.76			1	0.013

RDA SUCCESSOR AGENCY
Portfolio Management
Portfolio Details - Cash
June 30, 2023

CUSIP	Investment #	Issuer	Average Balance	Purchase Date	Par Value	Market Value	Book Value	Stated Rate	Moody's	Days to Mat./Call	YTM/C 365
UNION BANK CHECKING ACCOUNTS											
SYS582	582	RDA SUCCESSOR AGENCY			0.00	0.00	0.00			1	0.000
SYS4021	RDA106	RDA SUCCESSOR AGENCY		06/01/2023	29,439,853.42	29,439,853.42	29,439,853.42			1	0.000
		Average Balance	0.00							1	
		Total Cash and Investments	49,358,587.00		41,940,743.18	41,940,743.18	41,940,743.18			1	0.013

PALM DESERT RDA SUCCESSOR AGENCY

LONG-TERM LOANS RECEIVABLE

June 30, 2023

11-Sep-23

12:52 PM

SymPro No.	Investment	Book Value	Maturity Date	Stated Interest Rate
738	EIP Loan *	\$ 126,000.00	09/02/29	3.00%

Footnotes

* EIP balance adjustments made on March 2 and September 2 of each year.



Account Statement - Transaction Summary

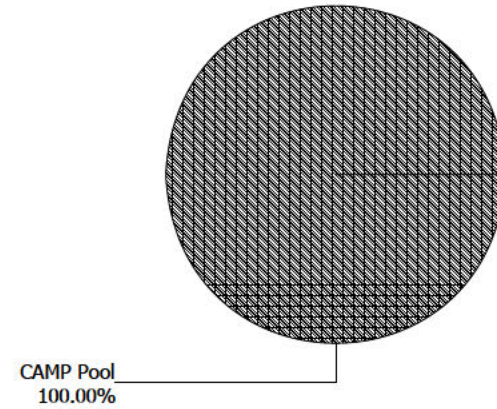
For the Month Ending **June 30, 2023**

CITY OF PALM DESERT - CITY OF PALM DESERT - [REDACTED]

CAMP Pool	
Opening Market Value	153,775,851.63
Purchases	662,733.05
Redemptions	0.00
Unsettled Trades	0.00
Change in Value	0.00
Closing Market Value	\$154,438,584.68
Cash Dividends and Income	662,733.05

Asset Summary		
	June 30, 2023	May 31, 2023
CAMP Pool	154,438,584.68	153,775,851.63
Total	\$154,438,584.68	\$153,775,851.63

Asset Allocation





Account Statement

For the Month Ending **June 30, 2023**

CITY OF PALM DESERT - CITY OF PALM DESERT - [REDACTED]

Trade Date	Settlement Date	Transaction Description	Share or Unit Price	Dollar Amount of Transaction	Total Shares Owned
CAMP Pool					
Opening Balance					153,775,851.63
06/30/23	07/03/23	Accrual Income Div Reinvestment - Distributions	1.00	662,733.05	154,438,584.68
Closing Balance					154,438,584.68

	Month of June	Fiscal YTD January-June
Opening Balance	153,775,851.63	50,226,466.12
Purchases	662,733.05	104,212,118.56
Redemptions (Excl. Checks)	0.00	0.00
Check Disbursements	0.00	0.00
Closing Balance	154,438,584.68	154,438,584.68
Cash Dividends and Income	662,733.05	3,212,118.56

Closing Balance	154,438,584.68
Average Monthly Balance	153,797,942.73
Monthly Distribution Yield	5.24%



Account Statement - Transaction Summary

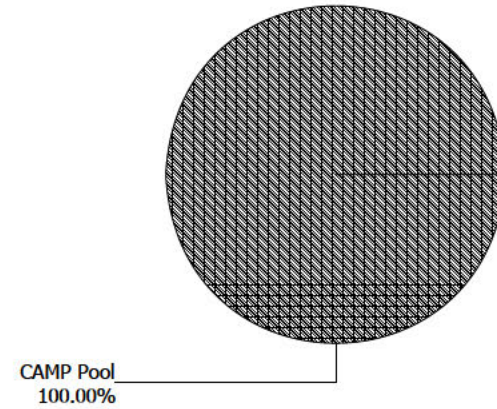
For the Month Ending **June 30, 2023**

CITY OF PALM DESERT - DESERT WILLOW GOLF RESORT - [REDACTED]

CAMP Pool	
Opening Market Value	4,335,155.04
Purchases	18,683.37
Redemptions	0.00
Unsettled Trades	0.00
Change in Value	0.00
Closing Market Value	\$4,353,838.41
Cash Dividends and Income	18,683.37

Asset Summary		
	June 30, 2023	May 31, 2023
CAMP Pool	4,353,838.41	4,335,155.04
Total	\$4,353,838.41	\$4,335,155.04

Asset Allocation





Account Statement

For the Month Ending **June 30, 2023**

CITY OF PALM DESERT - DESERT WILLOW GOLF RESORT - [REDACTED]

Trade Date	Settlement Date	Transaction Description	Share or Unit Price	Dollar Amount of Transaction	Total Shares Owned
CAMP Pool					
Opening Balance					4,335,155.04
06/30/23	07/03/23	Accrual Income Div Reinvestment - Distributions	1.00	18,683.37	4,353,838.41
Closing Balance					4,353,838.41

	Month of June	Fiscal YTD January-June
Opening Balance	4,335,155.04	2,268,786.14
Purchases	18,683.37	2,085,052.27
Redemptions (Excl. Checks)	0.00	0.00
Check Disbursements	0.00	0.00
Closing Balance	4,353,838.41	4,353,838.41
Cash Dividends and Income	18,683.37	85,052.27

Closing Balance	4,353,838.41
Average Monthly Balance	4,335,777.82
Monthly Distribution Yield	5.24%



Account Statement - Transaction Summary

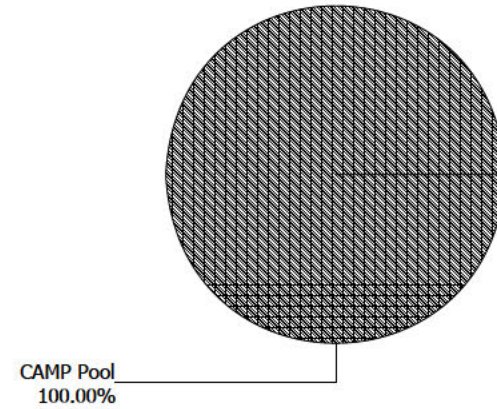
For the Month Ending **June 30, 2023**

CITY OF PALM DESERT - PALM DESERT HOUSING AUTHORITY - [REDACTED]

CAMP Pool	
Opening Market Value	50,692,251.25
Purchases	218,470.13
Redemptions	0.00
Unsettled Trades	0.00
Change in Value	0.00
Closing Market Value	\$50,910,721.38
Cash Dividends and Income	218,470.13

Asset Summary		
	June 30, 2023	May 31, 2023
CAMP Pool	50,910,721.38	50,692,251.25
Total	\$50,910,721.38	\$50,692,251.25

Asset Allocation





Account Statement

For the Month Ending **June 30, 2023**

CITY OF PALM DESERT - PALM DESERT HOUSING AUTHORITY - [REDACTED]

Trade Date	Settlement Date	Transaction Description	Share or Unit Price	Dollar Amount of Transaction	Total Shares Owned
CAMP Pool					
Opening Balance					50,692,251.25
06/30/23	07/03/23	Accrual Income Div Reinvestment - Distributions	1.00	218,470.13	50,910,721.38
Closing Balance					50,910,721.38

	Month of June	Fiscal YTD January-June
Opening Balance	50,692,251.25	49,689,260.13
Purchases	218,470.13	1,221,461.25
Redemptions (Excl. Checks)	0.00	0.00
Check Disbursements	0.00	0.00
Closing Balance	50,910,721.38	50,910,721.38
Cash Dividends and Income	218,470.13	1,221,461.25

Closing Balance	50,910,721.38
Average Monthly Balance	50,699,533.59
Monthly Distribution Yield	5.24%



Account Statement - Transaction Summary

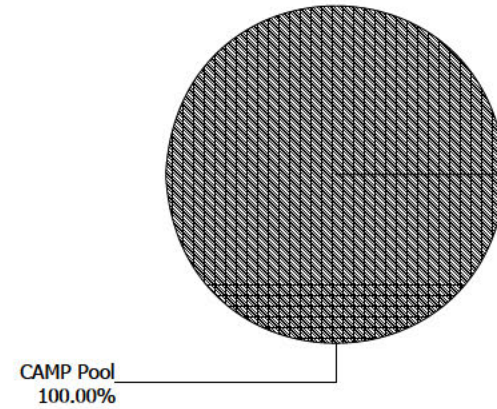
For the Month Ending **June 30, 2023**

CITY OF PALM DESERT - RDA SUCCESSOR AGENCY -- PALM DESERT - [REDACTED]

CAMP Pool	
Opening Market Value	5,947.46
Purchases	25.63
Redemptions	0.00
Unsettled Trades	0.00
Change in Value	0.00
Closing Market Value	\$5,973.09
Cash Dividends and Income	25.63

Asset Summary		
	June 30, 2023	May 31, 2023
CAMP Pool	5,973.09	5,947.46
Total	\$5,973.09	\$5,947.46

Asset Allocation





Account Statement

For the Month Ending **June 30, 2023**

CITY OF PALM DESERT - RDA SUCCESSOR AGENCY -- PALM DESERT - [REDACTED]

Trade Date	Settlement Date	Transaction Description	Share or Unit Price	Dollar Amount of Transaction	Total Shares Owned
CAMP Pool					
Opening Balance					5,947.46
06/30/23	07/03/23	Accrual Income Div Reinvestment - Distributions	1.00	25.63	5,973.09
Closing Balance					5,973.09

	Month of June	Fiscal YTD January-June
Opening Balance	5,947.46	5,829.79
Purchases	25.63	143.30
Redemptions (Excl. Checks)	0.00	0.00
Check Disbursements	0.00	0.00
Closing Balance	5,973.09	5,973.09
Cash Dividends and Income	25.63	143.30

Closing Balance	5,973.09
Average Monthly Balance	5,948.31
Monthly Distribution Yield	5.24%



MALIA M. COHEN
California State Controller

LOCAL AGENCY INVESTMENT FUND
REMITTANCE ADVICE

Agency Name CITY OF PALM DESERT
Account Number [REDACTED]

As of 07/14/2023, your Local Agency Investment Fund account has been directly credited with the interest earned on your deposits for the quarter ending 06/30/2023

Earnings Ratio		.00008636172883763
Interest Rate		3 15%
Dollar Day Total	\$	1,877,841,667.91
Quarter End Principal Balance	\$	20,655,369.99
Quarterly Interest Earned	\$	162,173.65



MALIA M. COHEN
California State Controller

LOCAL AGENCY INVESTMENT FUND
REMITTANCE ADVICE

Agency Name PALM DESERT HOUSING AUTHORITY
Account Number [REDACTED]

As of 07/14/2023, your Local Agency Investment Fund account has been directly credited with the interest earned on your deposits for the quarter ending 06/30/2023

Earnings Ratio		.00008636172883763
Interest Rate		3 15%
Dollar Day Total	\$	90,025,963.56
Quarter End Principal Balance	\$	990,243.36
Quarterly Interest Earned	\$	7,774.80



MALIA M. COHEN
California State Controller

LOCAL AGENCY INVESTMENT FUND
REMITTANCE ADVICE

Agency Name S/A TO THE PALM DESERT
Account Number [REDACTED]

As of 07/14/2023, your Local Agency Investment Fund account has been directly credited with the interest earned on your deposits for the quarter ending 06/30/2023

Earnings Ratio		.00008636172883763
Interest Rate		3 15%
Dollar Day Total	\$	68,767.53
Quarter End Principal Balance	\$	756.41
Quarterly Interest Earned	\$	5.94

Fund Detail Report

Parameters: Query: Fund Detail

Account Number [REDACTED]

Run Date: 07-Jul-2023 09:56:05 AM

User: Susan

From : 01-Jun-2023

To : 30-Jun-2023

As at : 07-Jul-2023

Balance Calculation Based On: Value Date

Value Date	Bank Value Date	Journal Date <small>external ref 1</small>	Deal No	Ticket No	T/T	Peoplesoft Desc.	Entity	Instrument	Receipts <small>Receipts</small>	Payments <small>AmountCR</small>	Closing Balance
Account Number : [REDACTED] Account Name : City Of Palm Desert											
6/1/2023	6/1/2023								\$2,504,768.68	\$0.00	\$2,504,768.68
									\$2,504,768.68	\$0.00	\$2,504,768.68
Account Number : [REDACTED] Account Name : RDA Successor Agcy Palm Desert											
6/1/2023	6/1/2023								\$340.91	\$0.00	\$2,505,109.59
									\$340.91	\$0.00	\$340.91

Fund Summary Report

Parameters: Query: Fund Summary

Bank: oneof

Account Number: [REDACTED]

Counterparty: equalto

Run Date: 07-Jul-2023 07:23:51 AM

User: Susan

From : 01-Jun-2023

To : 30-Jun-2023

As at : 07-Jul-2023

Balance Calculation Based On: Value Date

Account Number	Account Name	Balance Forward	Total Receipts	Total Payments	Total
[REDACTED]	City Of Palm Desert	\$2,504,768.68	\$0.00	\$0.00	\$2,504,768.68
[REDACTED]	RDA Successor Agcy Palm Desert	\$340.91	\$0.00	\$0.00	\$340.91

Grand Total: **\$2,505,109.59** **\$0.00** **\$0.00** **\$2,505,109.59**

CITY OF PALM DESERT
Portfolio Management
Portfolio Summary
May 31, 2023

Investments	Par Value	Market Value	Book Value	% of Portfolio	Days to Mat./Call	Term	YTM/C 365 Equiv.
CAMP	158,111,006.67	158,111,006.67	158,111,006.67	51.05	1	1	5.160
FEDERAL AGENCY - COUPON	14,000,000.00	13,465,070.00	13,996,367.69	4.52	229	830	0.439
LAIF	20,655,369.99	20,655,369.99	20,655,369.99	6.67	1	1	2.993
FEDERAL AGENCY - CALLABLE	17,000,000.00	16,219,810.00	16,983,499.13	5.48	322	930	0.427
TRUSTEE CASH BALANCES	2,948,039.44	2,948,039.44	2,948,039.44	0.95	1	1	0.282
MEDIUM-TERM NOTES	30,000,000.00	29,188,710.00	29,996,844.59	9.69	680	1,118	2.917
CUSTODIAN PROJECT FUNDS	64,493,016.61	64,493,016.61	64,493,016.61	20.83	1	1	4.790
RIVERSIDE COUNTY POOL	2,504,768.68	2,504,768.68	2,504,768.68	0.81	1	1	3.720
	309,712,201.39	307,585,791.39	309,688,912.80	100.00%	95	198	4.190
Investments							
Cash							
Passbook/Checking (not included in yield calculations)	17,425,685.45	17,425,685.45	17,425,685.45		1	1	0.000
	327,137,886.84	325,011,476.84	327,114,598.25		95	198	4.190
Total Cash and Investments							

Total Earnings	May 31 Month Ending	Fiscal Year To Date
Current Year	1,075,338.14	8,420,032.82
Average Daily Balance	322,926,682.73	
Effective Rate of Return	3.92%	

This investment portfolio is in compliance with the provisions of California Government Code Section 53601 and the City of Palm Desert investment policy. Barring unforeseen events, it has sufficient cash to fund city expenditures for the next six months. Union Bank Custody Services has provided market value prices for all corporate securities. All balances are bank balances. The "% of Portfolio" calculation on the Portfolio Summary page omits demand deposits.

Veronica Chavez
 BE46F4F325A44A2...

 Veronica Chavez, Finance Director

9/21/2023

Reporting period 05/01/2023-05/31/2023

Run Date: 09/11/2023 - 16:23

Portfolio CITY
 AP
 PM (PRF_PM1) 7.3.11
 Report Ver. 7.3.11

CITY OF PALM DESERT
Portfolio Management
Portfolio Details - Investments
May 31, 2023

CUSIP	Investment #	Issuer	Average Balance	Purchase Date	Par Value	Market Value	Book Value	Stated Rate	Moody's	YTM/C 365	Days to Mat./Call	Maturity Date
CAMP												
SYS13	13	C.A.M.P. POOL (CITY)			153,775,851.63	153,775,851.63	153,775,851.63	5.160		5.160	1	
SYS12444	12444	C.A.M.P. POOL (DESERT WILLOW)			4,335,155.04	4,335,155.04	4,335,155.04	5.160		5.160	1	
Subtotal and Average			157,443,226.55		158,111,006.67	158,111,006.67	158,111,006.67			5.160	1	
U.S. BANK / LAIF BOND PROCEEDS												
252026003	12-33-084	LOCAL AGENCY INVESTMENT FUND			0.00	0.00	0.00	0.203		0.203	1	
Subtotal and Average			0.00		0.00	0.00	0.00			0.000	0	
FEDERAL AGENCY - COUPON												
3130ANAC4	664	FEDERAL HOME LOAN BANK		07/28/2021	3,000,000.00	2,833,650.00	2,999,805.00	0.500	Aaa	0.505	515	10/28/2024
3130APR72	710	FEDERAL HOME LOAN BANK		11/04/2021	5,000,000.00	4,830,800.00	5,000,000.00	0.500	Aaa	0.500	190	12/08/2023
3137EAEY1	706	FEDERAL HOME LOAN MTG CORP		10/21/2021	3,000,000.00	2,893,710.00	2,997,367.78	0.125	Aaa	0.360	137	10/16/2023
3137EAEW5	707	FEDERAL HOME LOAN MTG CORP		10/21/2021	3,000,000.00	2,906,910.00	2,999,194.91	0.250	Aaa	0.350	99	09/08/2023
Subtotal and Average			13,995,972.24		14,000,000.00	13,465,070.00	13,996,367.69			0.439	229	
LAIF												
12000	12000	LOCAL AGENCY INVESTMENT FUND			20,655,369.99	20,655,369.99	20,655,369.99	2.993		2.993	1	
Subtotal and Average			20,655,369.99		20,655,369.99	20,655,369.99	20,655,369.99			2.993	1	
FEDERAL AGENCY - CALLABLE												
3133EMLP5	668	FEDERAL FARM CREDIT BANK		09/14/2021	5,000,000.00	4,655,800.00	4,984,508.06	0.320	Aaa	0.520	571	12/23/2024
3133ENBN9	698	FEDERAL FARM CREDIT BANK		10/20/2021	3,000,000.00	2,908,920.00	2,999,652.50	0.340	Aaa	0.370	141	10/20/2023
3133ENAU4	699	FEDERAL FARM CREDIT BANK		10/19/2021	3,000,000.00	2,901,330.00	2,999,338.57	0.270	Aaa	0.331	133	10/12/2023
3130AN7K0	660	FEDERAL HOME LOAN BANK		07/29/2021	3,000,000.00	2,854,620.00	3,000,000.00	0.400	Aaa	0.400	424	07/29/2024
3130APMC6	708	FEDERAL HOME LOAN BANK		11/24/2021	3,000,000.00	2,899,140.00	3,000,000.00	0.450	Aaa	0.450	176	11/24/2023
Subtotal and Average			16,983,006.39		17,000,000.00	16,219,810.00	16,983,499.13			0.427	322	
TRUSTEE CASH BALANCES												
252026000-G	382	GOLDMAN SACHS GOVERNMENT FUND			0.00	0.00	0.00	0.030	Aaa	0.030	1	
252026001-G	383	GOLDMAN SACHS GOVERNMENT FUND		07/01/2022	0.00	0.00	0.00	0.030	Aaa	0.030	1	
252026002-G	384	GOLDMAN SACHS GOVERNMENT FUND			0.00	0.00	0.00	0.030	Aaa	0.030	1	
252026003-G	385	GOLDMAN SACHS GOVERNMENT FUND			0.00	0.00	0.00	0.030	Aaa	0.030	1	
252026004-G	386	GOLDMAN SACHS GOVERNMENT FUND			0.00	0.00	0.00	0.030	Aaa	0.030	1	
252026017-G	401	GOLDMAN SACHS GOVERNMENT FUND			0.00	0.00	0.00	0.030	Aaa	0.030	1	
252026018-G	402	GOLDMAN SACHS GOVERNMENT FUND			0.00	0.00	0.00	0.030	Aaa	0.030	1	

CITY OF PALM DESERT
Portfolio Management
Portfolio Details - Investments
May 31, 2023

CUSIP	Investment #	Issuer	Average Balance	Purchase Date	Par Value	Market Value	Book Value	Stated		YTM/C 365	Days to Mat./Call	Maturity Date
								Rate	Moody's			
TRUSTEE CASH BALANCES												
260128000-G	404	GOLDMAN SACHS GOVERNMENT FUND			27.35	27.35	27.35	5.010	Aaa	5.010	1	
260128001-G	405	GOLDMAN SACHS GOVERNMENT FUND		07/01/2022	0.00	0.00	0.00	0.030	Aaa	0.030	1	
260128002-G	407	GOLDMAN SACHS GOVERNMENT FUND		07/01/2022	0.00	0.00	0.00	0.030	Aaa	0.030	1	
260128003-G	408	GOLDMAN SACHS GOVERNMENT FUND		07/01/2022	0.00	0.00	0.00	0.030	Aaa	0.030	1	
260128004-G	409	GOLDMAN SACHS GOVERNMENT FUND		07/01/2022	0.00	0.00	0.00	0.030	Aaa	0.030	1	
260128005-G	410	GOLDMAN SACHS GOVERNMENT FUND			0.00	0.00	0.00	0.030	Aaa	0.030	1	
260128006-G	412	GOLDMAN SACHS GOVERNMENT FUND			0.00	0.00	0.00	0.030	Aaa	0.030	1	
260128007-G	414	GOLDMAN SACHS GOVERNMENT FUND			0.00	0.00	0.00	0.030	Aaa	0.030	1	
260128008-G	415	GOLDMAN SACHS GOVERNMENT FUND			0.00	0.00	0.00	0.030	Aaa	0.030	1	
260128009-G	416	GOLDMAN SACHS GOVERNMENT FUND			143.23	143.23	143.23	5.000	Aaa	5.000	1	
260128010-G	417	GOLDMAN SACHS GOVERNMENT FUND			850.10	850.10	850.10	5.000	Aaa	5.000	1	
260128011-G	418	GOLDMAN SACHS GOVERNMENT FUND			165,025.07	165,025.07	165,025.07	5.000	Aaa	5.000	1	
261470000-G	419	GOLDMAN SACHS GOVERNMENT FUND			0.00	0.00	0.00	0.030	Aaa	0.030	1	
261470001-G	420	GOLDMAN SACHS GOVERNMENT FUND			0.00	0.00	0.00	0.030	Aaa	0.030	1	
261470002-G	421	GOLDMAN SACHS GOVERNMENT FUND			0.00	0.00	0.00	0.030	Aaa	0.030	1	
263346000-G	671	GOLDMAN SACHS GOVERNMENT FUND			43.72	43.72	43.72		Aaa	0.000	1	
263346001-G	672	GOLDMAN SACHS GOVERNMENT FUND		07/01/2022	0.50	0.50	0.50		Aaa	0.000	1	
263346002-G	673	GOLDMAN SACHS GOVERNMENT FUND			0.19	0.19	0.19		Aaa	0.000	1	
263346003-G	674	GOLDMAN SACHS GOVERNMENT FUND			874,210.65	874,210.65	874,210.65		Aaa	0.000	1	
263346004-G	675	GOLDMAN SACHS GOVERNMENT FUND		07/01/2022	0.00	0.00	0.00	0.030	Aaa	0.030	1	
263346005-G	676	GOLDMAN SACHS GOVERNMENT FUND		07/01/2022	0.94	0.94	0.94	0.030	Aaa	0.030	1	
263346006-G	677	GOLDMAN SACHS GOVERNMENT FUND			0.00	0.00	0.00		Aaa	0.000	1	
263346007-G	678	GOLDMAN SACHS GOVERNMENT FUND			1.53	1.53	1.53		Aaa	0.000	1	
263599000-G	679	GOLDMAN SACHS GOVERNMENT FUND		07/01/2022	1.69	1.69	1.69	0.030	Aaa	0.030	1	
263599001-G	680	GOLDMAN SACHS GOVERNMENT FUND		07/01/2022	81.25	81.25	81.25		Aaa	0.000	1	
263599002-G	682	GOLDMAN SACHS GOVERNMENT FUND			1,416,846.97	1,416,846.97	1,416,846.97		Aaa	0.000	1	
263599003-G	683	GOLDMAN SACHS GOVERNMENT FUND			0.00	0.00	0.00		Aaa	0.000	1	
269048000-G	684	GOLDMAN SACHS GOVERNMENT FUND		07/01/2022	0.00	0.00	0.00	0.030	Aaa	0.030	1	
271146000-G	685	GOLDMAN SACHS GOVERNMENT FUND			19.62	19.62	19.62		Aaa	0.000	1	
271146001-G	687	GOLDMAN SACHS GOVERNMENT FUND		07/01/2022	0.10	0.10	0.10		Aaa	0.000	1	
271146002-G	688	GOLDMAN SACHS GOVERNMENT FUND		07/01/2022	0.03	0.03	0.03	0.030	Aaa	0.030	1	
271146003-G	689	GOLDMAN SACHS GOVERNMENT FUND			468,405.71	468,405.71	468,405.71		Aaa	0.000	1	
271146004-G	690	GOLDMAN SACHS GOVERNMENT FUND		07/01/2022	0.00	0.00	0.00	0.030	Aaa	0.030	1	
271146005-G	691	GOLDMAN SACHS GOVERNMENT FUND		07/01/2022	0.70	0.70	0.70	0.030	Aaa	0.030	1	
271146006-G	692	GOLDMAN SACHS GOVERNMENT FUND			0.00	0.00	0.00		Aaa	0.000	1	
277580000-G	693	GOLDMAN SACHS GOVERNMENT FUND		07/01/2022	0.00	0.00	0.00	0.030	Aaa	0.030	1	

CITY OF PALM DESERT
Portfolio Management
Portfolio Details - Investments
May 31, 2023

CUSIP	Investment #	Issuer	Average Balance	Purchase Date	Par Value	Market Value	Book Value	Stated Rate	Moody's	YTM/C 365	Days to Mat./Call	Maturity Date
TRUSTEE CASH BALANCES												
263599004	744	GOLDMAN SACHS GOVERNMENT FUND			22,380.09	22,380.09	22,380.09	0.005	Aaa	0.005	1	
Subtotal and Average			2,947,403.58		2,948,039.44	2,948,039.44	2,948,039.44			0.282	1	
MEDIUM-TERM NOTES												
023135BW5	662	AMAZON.COM INC.		07/19/2021	3,000,000.00	2,852,400.00	3,000,000.00	0.450	A	0.450	346	05/12/2024
14913R2L0	697	CATERPILLAR FINANCIAL SERVICES		10/08/2021	3,000,000.00	2,841,930.00	2,998,562.94	0.450	A	0.500	351	05/17/2024
3134GYAB8	760	Freddie Mac		12/30/2022	5,000,000.00	5,000,000.00	5,000,000.00	5.250	Aaa	5.250	578	12/30/2024
38150APM1	752	GOLDMAN SACHS GOVERNMENT FUND		10/31/2022	5,000,000.00	5,000,000.00	5,000,000.00	6.750	A2	6.750	1,611	10/29/2027
6174468C6	747	MORGAN STANLEY		09/01/2022	5,000,000.00	5,000,000.00	5,000,000.00	4.000	A1	3.999	783	07/23/2025
89236TJH9	658	TOYOTA MOTOR CREDIT CORP		06/18/2021	3,000,000.00	2,831,460.00	3,000,000.00	0.500	A	0.500	383	06/18/2024
89236TJH9	659	TOYOTA MOTOR CREDIT CORP		07/08/2021	3,000,000.00	2,831,460.00	2,999,061.06	0.500	A	0.530	383	06/18/2024
89236TJH9	667	TOYOTA MOTOR CREDIT CORP		09/14/2021	3,000,000.00	2,831,460.00	2,999,220.59	0.500	A	0.525	383	06/18/2024
Subtotal and Average			29,996,722.35		30,000,000.00	29,188,710.00	29,996,844.59			2.917	680	
CUSTODIAN PROJECT FUNDS												
6736302420-G	647	FIRST AMERICAN US TREASURY MMF			5,985,876.10	5,985,876.10	5,985,876.10	4.790	Aaa	4.790	1	
6736302430-G	648	FIRST AMERICAN US TREASURY MMF			26,104,082.29	26,104,082.29	26,104,082.29	4.790	Aaa	4.790	1	
6736302440-G	649	FIRST AMERICAN US TREASURY MMF			12,357,549.14	12,357,549.14	12,357,549.14	4.790	Aaa	4.790	1	
6736302450-G	650	FIRST AMERICAN US TREASURY MMF			20,045,509.08	20,045,509.08	20,045,509.08	4.790	Aaa	4.790	1	
Subtotal and Average			64,266,937.74		64,493,016.61	64,493,016.61	64,493,016.61			4.790	1	
RIVERSIDE COUNTY POOL												
052460	052460	POOLED INVESTMENT FUND			2,504,768.68	2,504,768.68	2,504,768.68	3.720	Aaa	3.720	1	
Subtotal and Average			2,504,768.68		2,504,768.68	2,504,768.68	2,504,768.68			3.720	1	
CUSTODIAN PROJECT FUNDS												
6736302420	498	GOLDMAN SACHS TREASURY FUND			0.00	0.00	0.00	0.010	Aaa	0.010	1	
6736302430	499	GOLDMAN SACHS TREASURY FUND			0.00	0.00	0.00	0.010	Aaa	0.010	1	
6736302440	500	GOLDMAN SACHS TREASURY FUND			0.00	0.00	0.00	0.010	Aaa	0.010	1	
6736302450	501	GOLDMAN SACHS TREASURY FUND			0.00	0.00	0.00	0.010	Aaa	0.010	1	
Subtotal and Average			0.00		0.00	0.00	0.00			0.000	0	

**CITY OF PALM DESERT
Portfolio Management
Portfolio Details - Investments
May 31, 2023**

CUSIP	Investment #	Issuer	Average Balance	Purchase Date	Par Value	Market Value	Book Value	Stated Rate	Moody's	YTM/C 365	Days to Mat./Call
Total and Average			322,926,682.73		309,712,201.39	307,585,791.39	309,688,912.80			4.190	95

CITY OF PALM DESERT
Portfolio Management
Portfolio Details - Cash
May 31, 2023

CUSIP	Investment #	Issuer	Average Balance	Purchase Date	Par Value	Market Value	Book Value	Stated		YTM/C	Days to
								Rate	Moody's		
CUSTODIAN PROJECT FUNDS											
SYS753	753	CITY OF PALM DESERT		10/27/2022	0.00	0.00	0.00			0.000	1
UNION BANK CHECKING ACCOUNTS											
SYS13016	13016	CITY OF PALM DESERT MAIN			0.00	0.00	0.00			0.000	1
SYS13013	13013	DESERT WILLOW GOLF COURSE		07/01/2022	0.00	0.00	0.00			0.000	1
SYS602	602	PUBLIC SAFETY CHECKING		07/01/2022	0.00	0.00	0.00			0.000	1
SYS13020	13020	RECREATIONAL FACILITIES CORP		07/01/2022	0.00	0.00	0.00			0.000	1
SYS9121	101	US Bank 1		05/26/2023	10,951,975.91	10,951,975.91	10,951,975.91			0.000	1
SYS9154	DW102	US Bank 1		05/26/2023	606,588.79	606,588.79	606,588.79			0.000	1
SYS9162	PDRFC103	US Bank 1		05/26/2023	1,270,853.42	1,270,853.42	1,270,853.42			0.000	1
SYS4316	PUBSAF107	US Bank 1		05/26/2023	1,136,961.77	1,136,961.77	1,136,961.77			0.000	1
SYS6359	WFDW111	WELLS FARGO BANK		05/24/2023	1,832,503.91	1,832,503.91	1,832,503.91		A1	0.000	1
SYS6391	WFMAIN108	WELLS FARGO BANK		05/19/2023	1,609,650.00	1,609,650.00	1,609,650.00		A1	0.000	1
SYS6342	WFPDRFC112	WELLS FARGO BANK		05/24/2023	17,151.65	17,151.65	17,151.65		A1	0.000	1
		Average Balance	0.00								1
Total Cash and Investments			322,926,682.73		327,137,886.84	325,011,476.84	327,114,598.25			4.190	95

CITY OF PALM DESERT
LONG-TERM LOANS RECEIVABLE
May 31, 2023

11-Sep-23
10:07 AM

SymPro No.	Investment	Book Value	Maturity Date	Stated Interest Rate
1	City Loan to RDA*	\$ -	N/A	0.20%
348	EIP Loan **	\$ 1,053,000.00	09/02/34	7.00%
594	Highlands Utility Undergrounding *** Assessment District 04-01 Deferred Loan	\$ 42,270.34	09/02/36	5.35%

Footnotes

* *On May 17, 2019, the California State Department of Finance (DOF) denied the 1986 City Loan in the principal amount of \$6,000,000 as an enforceable obligation of the Successor Agency of the Palm Desert Redevelopment Agency. Several attempts have been made to challenge this decision. The DOF, however, continues to maintain its position and its interpretation of the dissolution law as it relates to the loans.*

** EIP balance adjustments made on March 2 and on September 2 of each year.

*** Highlands balance adjustments made on March 2 and on September 2 of each year.

PALM DESERT HOUSING AUTHORITY
Portfolio Management
Portfolio Summary
May 31, 2023

Investments	Par Value	Market Value	Book Value	% of Portfolio	Days to Mat./Call	Term	YTM/C 365 Equiv.
CAMP	50,692,251.25	50,692,251.25	50,692,251.25	98.08	1	1	5.160
LAIF	990,243.36	990,243.36	990,243.36	1.92	1	1	2.993
CUSTODIAN PROJECT FUNDS	2.47	2.47	2.47	0.00	1	1	4.860
Investments	51,682,497.08	51,682,497.08	51,682,497.08	100.00%	1	1	5.118
Cash							
Passbook/Checking (not included in yield calculations)	1,045,814.24	1,045,814.24	1,045,814.24		1	1	0.000
Total Cash and Investments	52,728,311.32	52,728,311.32	52,728,311.32		1	1	5.118

Total Earnings	May 31 Month Ending
Current Year	220,987.33
Average Daily Balance	55,278,737.04
Effective Rate of Return	4.71%

This investment portfolio complies with the provisions of California Government Code Section 53601 and the City of Palm Desert investment policy. Barring unforeseen events, it has sufficient cash to fund Housing Authority operations for the next six months. All balances are bank balances. The "% of Portfolio" calculation on the Portfolio Summary page omits demand deposits.

Veronica Chavez
 BE46F4F325A44A2
 Veronica Chavez, Finance Director

9/21/2023

PALM DESERT HOUSING AUTHORITY
Portfolio Management
Portfolio Details - Investments
May 31, 2023

CUSIP	Investment #	Issuer	Average Balance	Purchase Date	Par Value	Market Value	Book Value	Stated Rate	Moody's	Days to Mat./Call	YTM/C 365	Maturity Date
CAMP												
SYS12008	12008	CA ASSET MANAGEMENT PROGRAM			50,692,251.25	50,692,251.25	50,692,251.25	5.160		1	5.160	
Subtotal and Average			50,478,153.08		50,692,251.25	50,692,251.25	50,692,251.25			1	5.160	
CUSTODIAN PROJECT FUNDS												
6736302460	590	GOLDMAN SACHS TREASURY FUND			0.00	0.00	0.00	0.010	Aaa	1	0.010	
Subtotal and Average			0.00		0.00	0.00	0.00			0	0.000	
LAIF												
SYS21003	21003	LOCAL AGENCY INVESTMENT FUND			990,243.36	990,243.36	990,243.36	2.993		1	2.993	
Subtotal and Average			990,243.36		990,243.36	990,243.36	990,243.36			1	2.993	
CUSTODIAN PROJECT FUNDS												
6736302460-G	597	FIRST AMERICAN US TREASURY MMF		01/01/2021	2.47	2.47	2.47	4.860	Aaa	1	4.860	
Subtotal and Average			2.46		2.47	2.47	2.47			1	4.860	
Total and Average			55,278,737.04		51,682,497.08	51,682,497.08	51,682,497.08			1	5.118	

PALM DESERT HOUSING AUTHORITY
Portfolio Management
Portfolio Details - Cash
May 31, 2023


CUSIP	Investment #	Issuer	Average Balance	Purchase Date	Par Value	Market Value	Book Value	Stated Rate	Moody's	Days to Mat./Call	YTM/C 365
CHECKING											
SYS25015	25015	HOUSING AUTH CHECKING			1,045,814.24	1,045,814.24	1,045,814.24			1	0.000
SYS25016	25016	HOUSING AUTH TRUST		07/01/2020	0.00	0.00	0.00			1	0.000
		Average Balance	0.00							1	
		Total Cash and Investments	55,278,737.04		52,728,311.32	52,728,311.32	52,728,311.32			1	5.118

**RDA SUCCESSOR AGENCY
Portfolio Management
Portfolio Summary
May 31, 2023**

Investments	Par Value	Market Value	Book Value	% of Portfolio	Days to Mat./Call	Term	YTM/C 365 Equiv.
RIVERSIDE COUNTY POOL	340.91	340.91	340.91	0.00	1	1	3.720
CAMP	5,947.46	5,947.46	5,947.46	0.05	1	1	5.160
LAIF	756.41	756.41	756.41	0.01	1	1	2.993
TRUSTEE CASH BALANCES - MMA	12,467,911.94	12,467,911.94	12,467,911.94	99.74	1	1	0.000
TRUSTEE CASH BALANCES - GF	25,740.18	25,740.18	25,740.18	0.21	1	1	5.000
Investments	12,500,696.90	12,500,696.90	12,500,696.90	100.00%	1	1	0.013
Cash							
Passbook/Checking (not included in yield calculations)	37,113,677.82	37,113,677.82	37,113,677.82		1	1	0.000
Total Cash and Investments	49,614,374.72	49,614,374.72	49,614,374.72		1	1	0.013

Total Earnings	May 31 Month Ending
Current Year	189.93
Average Daily Balance	41,704,643.51
Effective Rate of Return	0.01%

This investment portfolio is in compliance with the provisions of California Government Code Section 53601 and the City of Palm Desert investment policy. Pursuant to ABX126, the availability of cash to fund the Palm Desert RDA Successor Agency's debt service is dependent upon the County of Riverside and the State of California. All balances are bank balances. The "% of Portfolio" calculation on the Portfolio Summary page omits demand deposits.

DocuSigned by:

 BE46F4F325A44A2...
 9/21/2023
 Veronica Chavez, Finance Director

Reporting period 05/01/2023-05/31/2023

Run Date: 09/08/2023 - 16:59

No fiscal year history available

Portfolio RDAS
AP
PM (PRF_PM1) 7.3.11
Report Ver. 7.3.11

RDA SUCCESSOR AGENCY
Portfolio Management
Portfolio Details - Investments
May 31, 2023

CUSIP	Investment #	Issuer	Average Balance	Purchase Date	Par Value	Market Value	Book Value	Stated Rate	Moody's	Days to Mat./Call	YTM/C 365	Maturity Date
RIVERSIDE COUNTY POOL												
052470	052470	POOLED INVESTMENT FUND		07/01/2020	340.91	340.91	340.91	3.720	Aaa	1	3.720	
Subtotal and Average			340.91		340.91	340.91	340.91			1	3.720	
CAMP												
SYS578	578	C.A.M.P. POOL (RDA S.A.)			5,947.46	5,947.46	5,947.46	5.160		1	5.160	
Subtotal and Average			5,922.34		5,947.46	5,947.46	5,947.46			1	5.160	
LAIF												
SYS604	604	L.A.I.F. (RDA S.A.)		07/01/2020	756.41	756.41	756.41	2.993		1	2.993	
Subtotal and Average			756.41		756.41	756.41	756.41			1	2.993	
TRUSTEE CASH BALANCES - MMA												
247394001-U	830	U.S. BANK MONEY MARKET ACCOUNT		07/01/2020	0.05	0.05	0.05		P-1	1	0.000	
247394003-U	832	U.S. BANK MONEY MARKET ACCOUNT		07/01/2020	0.00	0.00	0.00	0.010	P-1	1	0.010	
247394002-U	833	U.S. BANK MONEY MARKET ACCOUNT			1.03	1.03	1.03		P-1	1	0.000	
247394000-U	834	U.S. BANK MONEY MARKET ACCOUNT			414,238.79	414,238.79	414,238.79		P-1	1	0.000	
236781002-U	837	U.S. BANK MONEY MARKET ACCOUNT			14.42	14.42	14.42		P-1	1	0.000	
236781003-U	838	U.S. BANK MONEY MARKET ACCOUNT		07/01/2020	0.00	0.00	0.00	0.010	P-1	1	0.010	
236781000-U	839	U.S. BANK MONEY MARKET ACCOUNT			7,343,183.21	7,343,183.21	7,343,183.21		P-1	1	0.000	
253446003-U	842	U.S. BANK MONEY MARKET ACCOUNT		07/01/2020	0.00	0.00	0.00	0.010	P-1	1	0.010	
253446002-U	843	U.S. BANK MONEY MARKET ACCOUNT			7.66	7.66	7.66		P-1	1	0.000	
253446000-U	844	U.S. BANK MONEY MARKET ACCOUNT			2,040,465.61	2,040,465.61	2,040,465.61		P-1	1	0.000	
253446001-U	845	U.S. BANK MONEY MARKET ACCOUNT		07/01/2020	0.41	0.41	0.41		P-1	1	0.000	
224324000-U	853	U.S. BANK MONEY MARKET ACCOUNT			2,669,977.35	2,669,977.35	2,669,977.35		P-1	1	0.000	
224324001-U	855	U.S. BANK MONEY MARKET ACCOUNT		07/01/2020	0.79	0.79	0.79		P-1	1	0.000	
224324002-U	856	U.S. BANK MONEY MARKET ACCOUNT			22.55	22.55	22.55		P-1	1	0.000	
224324003-U	857	U.S. BANK MONEY MARKET ACCOUNT		07/01/2020	0.00	0.00	0.00	0.010	P-1	1	0.010	
236781001-U	881	U.S. BANK MONEY MARKET ACCOUNT		09/01/2020	0.07	0.07	0.07		P-1	1	0.000	
Subtotal and Average			12,467,861.59		12,467,911.94	12,467,911.94	12,467,911.94			1	0.000	
TRUSTEE CASH BALANCES - GF												
277861000-G	811	GOLDMAN SACHS GOVERNMENT FUND			25,740.18	25,740.18	25,740.18	5.000	Aaa	1	5.000	
277861001-G	812	GOLDMAN SACHS GOVERNMENT FUND			0.00	0.00	0.00	0.030	Aaa	1	0.030	
277861002-G	813	GOLDMAN SACHS GOVERNMENT FUND		07/01/2020	0.00	0.00	0.00	0.030	Aaa	1	0.030	
277861003-G	814	GOLDMAN SACHS GOVERNMENT FUND		07/01/2020	0.00	0.00	0.00	0.030	Aaa	1	0.030	

RDA SUCCESSOR AGENCY
Portfolio Management
Portfolio Details - Investments
May 31, 2023

CUSIP	Investment #	Issuer	Average Balance	Purchase Date	Par Value	Market Value	Book Value	Stated Rate	Moody's	Days to Mat./Call	YTM/C 365
Subtotal and Average			25,643.32		25,740.18	25,740.18	25,740.18			1	5.000
Total and Average			41,704,643.51		12,500,696.90	12,500,696.90	12,500,696.90			1	0.013

RDA SUCCESSOR AGENCY
Portfolio Management
Portfolio Details - Cash
May 31, 2023

CUSIP	Investment #	Issuer	Average Balance	Purchase Date	Par Value	Market Value	Book Value	Stated Rate	Moody's	Days to Mat./Call	YTM/C 365
UNION BANK CHECKING ACCOUNTS											
SYS582	582	RDA SUCCESSOR AGENCY			37,113,677.82	37,113,677.82	37,113,677.82			1	0.000
		Average Balance	0.00							1	
		Total Cash and Investments	41,704,643.51		49,614,374.72	49,614,374.72	49,614,374.72			1	0.013

PALM DESERT RDA SUCCESSOR AGENCY

LONG-TERM LOANS RECEIVABLE

May 31, 2023

11-Sep-23

10:09 AM

SymPro No.	Investment	Book Value	Maturity Date	Stated Interest Rate
738	EIP Loan *	\$ 126,000.00	09/02/29	3.00%

Footnotes

* EIP balance adjustments made on March 2 and September 2 of each year.



Account Statement - Transaction Summary

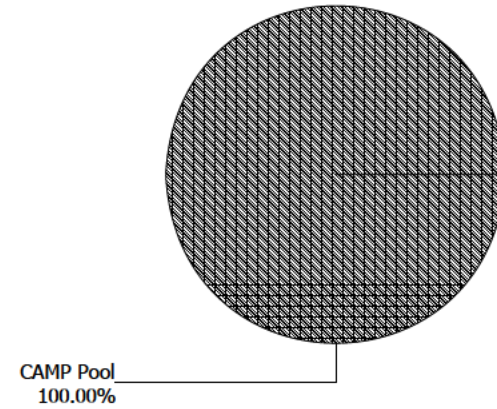
For the Month Ending **May 31, 2023**

CITY OF PALM DESERT - CITY OF PALM DESERT - [REDACTED]

CAMP Pool	
Opening Market Value	153,104,731.97
Purchases	671,119.66
Redemptions	0.00
Unsettled Trades	0.00
Change in Value	0.00
Closing Market Value	\$153,775,851.63
Cash Dividends and Income	671,119.66

Asset Summary		
	May 31, 2023	April 30, 2023
CAMP Pool	153,775,851.63	153,104,731.97
Total	\$153,775,851.63	\$153,104,731.97

Asset Allocation





Account Statement

For the Month Ending **May 31, 2023**

CITY OF PALM DESERT - CITY OF PALM DESERT - [REDACTED]

Trade Date	Settlement Date	Transaction Description	Share or Unit Price	Dollar Amount of Transaction	Total Shares Owned
CAMP Pool					
Opening Balance					153,104,731.97
05/31/23	06/01/23	Accrual Income Div Reinvestment - Distributions	1.00	671,119.66	153,775,851.63
Closing Balance					153,775,851.63

	Month of May	Fiscal YTD January-May		
Opening Balance	153,104,731.97	50,226,466.12	Closing Balance	153,775,851.63
Purchases	671,119.66	103,549,385.51	Average Monthly Balance	153,126,380.99
Redemptions (Excl. Checks)	0.00	0.00	Monthly Distribution Yield	5.16%
Check Disbursements	0.00	0.00		
Closing Balance	153,775,851.63	153,775,851.63		
Cash Dividends and Income	671,119.66	2,549,385.51		



Account Statement - Transaction Summary

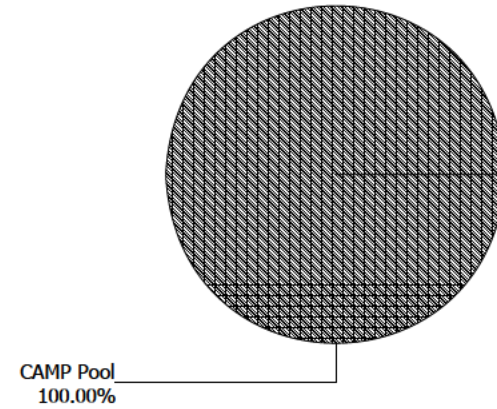
For the Month Ending **May 31, 2023**

CITY OF PALM DESERT - DESERT WILLOW GOLF RESORT - [REDACTED]

CAMP Pool	
Opening Market Value	4,316,235.24
Purchases	18,919.80
Redemptions	0.00
Unsettled Trades	0.00
Change in Value	0.00
Closing Market Value	\$4,335,155.04
Cash Dividends and Income	18,919.80

Asset Summary		
	May 31, 2023	April 30, 2023
CAMP Pool	4,335,155.04	4,316,235.24
Total	\$4,335,155.04	\$4,316,235.24

Asset Allocation





Account Statement

For the Month Ending **May 31, 2023**

CITY OF PALM DESERT - DESERT WILLOW GOLF RESORT - [REDACTED]

Trade Date	Settlement Date	Transaction Description	Share or Unit Price	Dollar Amount of Transaction	Total Shares Owned
CAMP Pool					
Opening Balance					4,316,235.24
05/31/23	06/01/23	Accrual Income Div Reinvestment - Distributions	1.00	18,919.80	4,335,155.04
Closing Balance					4,335,155.04

	Month of May	Fiscal YTD January-May
Opening Balance	4,316,235.24	2,268,786.14
Purchases	18,919.80	2,066,368.90
Redemptions (Excl. Checks)	0.00	0.00
Check Disbursements	0.00	0.00
Closing Balance	4,335,155.04	4,335,155.04
Cash Dividends and Income	18,919.80	66,368.90

Closing Balance	4,335,155.04
Average Monthly Balance	4,316,845.56
Monthly Distribution Yield	5.16%



Account Statement - Transaction Summary

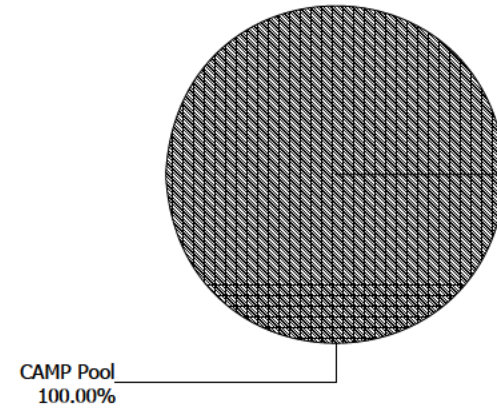
For the Month Ending **May 31, 2023**

CITY OF PALM DESERT - PALM DESERT HOUSING AUTHORITY - [REDACTED]

CAMP Pool	
Opening Market Value	50,471,016.47
Purchases	221,234.78
Redemptions	0.00
Unsettled Trades	0.00
Change in Value	0.00
Closing Market Value	\$50,692,251.25
Cash Dividends and Income	221,234.78

Asset Summary		
	May 31, 2023	April 30, 2023
CAMP Pool	50,692,251.25	50,471,016.47
Total	\$50,692,251.25	\$50,471,016.47

Asset Allocation





Account Statement

For the Month Ending **May 31, 2023**

CITY OF PALM DESERT - PALM DESERT HOUSING AUTHORITY - [REDACTED]

Trade Date	Settlement Date	Transaction Description	Share or Unit Price	Dollar Amount of Transaction	Total Shares Owned
CAMP Pool					
Opening Balance					50,471,016.47
05/31/23	06/01/23	Accrual Income Div Reinvestment - Distributions	1.00	221,234.78	50,692,251.25
Closing Balance					50,692,251.25

	Month of May	Fiscal YTD January-May
Opening Balance	50,471,016.47	49,689,260.13
Purchases	221,234.78	1,002,991.12
Redemptions (Excl. Checks)	0.00	0.00
Check Disbursements	0.00	0.00
Closing Balance	50,692,251.25	50,692,251.25
Cash Dividends and Income	221,234.78	1,002,991.12

Closing Balance	50,692,251.25
Average Monthly Balance	50,478,153.08
Monthly Distribution Yield	5.16%



Account Statement - Transaction Summary

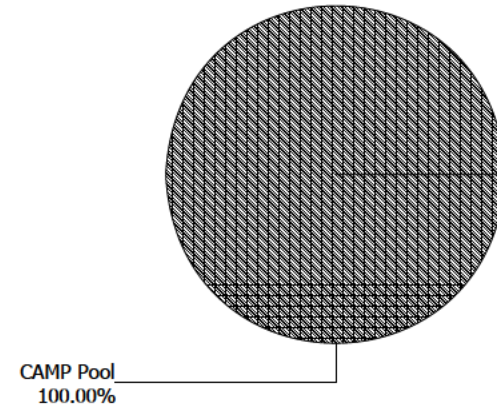
For the Month Ending **May 31, 2023**

CITY OF PALM DESERT - RDA SUCCESSOR AGENCY -- PALM DESERT - [REDACTED]

CAMP Pool	
Opening Market Value	5,921.50
Purchases	25.96
Redemptions	0.00
Unsettled Trades	0.00
Change in Value	0.00
Closing Market Value	\$5,947.46
Cash Dividends and Income	25.96

Asset Summary		
	May 31, 2023	April 30, 2023
CAMP Pool	5,947.46	5,921.50
Total	\$5,947.46	\$5,921.50

Asset Allocation





Account Statement

For the Month Ending **May 31, 2023**

CITY OF PALM DESERT - RDA SUCCESSOR AGENCY -- PALM DESERT - [REDACTED]

Trade Date	Settlement Date	Transaction Description	Share or Unit Price	Dollar Amount of Transaction	Total Shares Owned
CAMP Pool					
Opening Balance					5,921.50
05/31/23	06/01/23	Accrual Income Div Reinvestment - Distributions	1.00	25.96	5,947.46
Closing Balance					5,947.46

	Month of May	Fiscal YTD January-May
Opening Balance	5,921.50	5,829.79
Purchases	25.96	117.67
Redemptions (Excl. Checks)	0.00	0.00
Check Disbursements	0.00	0.00
Closing Balance	5,947.46	5,947.46
Cash Dividends and Income	25.96	117.67

Closing Balance	5,947.46
Average Monthly Balance	5,922.34
Monthly Distribution Yield	5.16%

California State Treasurer *Fiona Ma, CPA*



Local Agency Investment Fund
P.O. Box 942809
Sacramento, CA 94209-0001
(916) 653-3001

June 21, 2023

[LAIF Home](#)
[PMIA Average Monthly Yields](#)

CITY OF PALM DESERT

CITY TREASURER
73-510 FRED WARING DRIVE
PALM DESERT, CA 92260 2578

[Tran Type Definitions](#)

Account Number: XXXXXXXXXX

May 2023 Statement

Account Summary

Total Deposit:	0.00	Beginning Balance:	20,655,369.99
Total Withdrawal	0 00	Ending Balance	20,655,369.99

California State Treasurer *Fiona Ma, CPA*



Local Agency Investment Fund
P.O. Box 942809
Sacramento, CA 94209-0001
(916) 653-3001

June 21, 2023

[LAIF Home](#)
[PMIA Average Monthly Yields](#)

PALM DESERT HOUSING AUTHORITY

CITY TREASURER
73-510 FRED WARING DRIVE
PALM DESERT, CA 92260 2578

[Tran Type Definitions](#)

Account Number: XXXXXXXXXX

May 2023 Statement

Account Summary

Total Deposit:	0.00	Beginning Balance:	990,243.36
Total Withdrawal	0 00	Ending Balance	990,243.36

California State Treasurer *Fiona Ma, CPA*



Local Agency Investment Fund
P.O. Box 942809
Sacramento, CA 94209-0001
(916) 653-3001

June 21, 2023

[LAIF Home](#)
[PMIA Average Monthly Yields](#)

S/A TO THE PALM DESERT REDEVELOPMENT
AGENCY
FINANCE DIRECTOR
73-510 FRED WARING DRIVE
PALM DESERT, CA 92260 2578

[Tran Type Definitions](#)

Account Number: [REDACTED]

May 2023 Statement

Account Summary

Total Deposit:	0.00	Beginning Balance:	756.41
Total Withdrawal	0 00	Ending Balance	756.41

Fund Detail Report

Parameters: Query: Fund Detail

Account Number: [REDACTED]

Run Date: 12-Jun-2023 10:58:21 AM

User: Susan

From : 01-May-2023

To : 31-May-2023

As at : 12-Jun-2023

Balance Calculation Based On: Value Date

Value Date	Bank Value Date	Journal Date <small>external ref 1</small>	Deal No	Ticket No	T/T	Peoplesoft Desc.	Entity	Instrument	Receipts <small>Receipts</small>	Payments <small>AmountCR</small>	Closing Balance
Account Number : [REDACTED] Account Name : City Of Palm Desert											
5/1/2023	5/1/2023					OB			\$2,504,768.68	\$0.00	\$2,504,768.68
									\$2,504,768.68	\$0.00	\$2,504,768.68
Account Number : [REDACTED] Account Name : RDA Successor Agcy Palm Desert											
5/1/2023	5/1/2023					OB			\$340.91	\$0.00	\$2,505,109.59
									\$340.91	\$0.00	\$340.91

Fund Summary Report

Parameters: Query: Fund Summary

Bank: oneof

Account Number: [REDACTED]

Counterparty: equalto

Run Date: 12-Jun-2023 10:30:59 AM

User: Susan

From : 01-May-2023

To : 31-May-2023

As at : 12-Jun-2023

Balance Calculation Based On: Value Date

Account Number	Account Name	Balance Forward	Total Receipts	Total Payments	Total
[REDACTED]	City Of Palm Desert	\$2,504,768.68	\$0.00	\$0.00	\$2,504,768.68
[REDACTED]	RDA Successor Agcy Palm Desert	\$340.91	\$0.00	\$0.00	\$340.91

Grand Total: **\$2,505,109.59** **\$0.00** **\$0.00** **\$2,505,109.59**



City of Palm Desert

Investments Summary July 1st through August 31st, 2023

The City's investment portfolio is detailed below. Investment transactions were executed in accordance with the California State Government Code, the City's Investment Policy and all bond indentures.

Investment Portfolio:

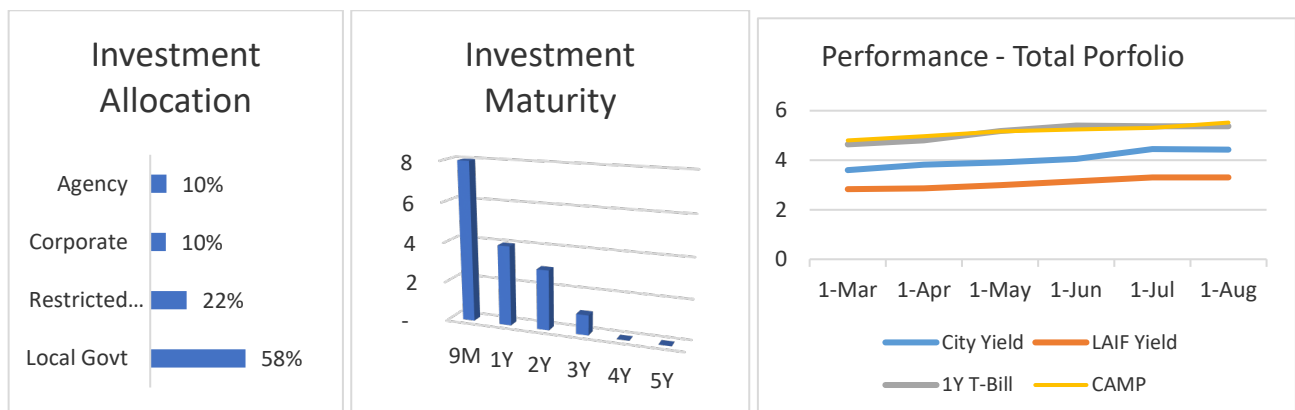
Asset Class	Book Value 7/1/2023	Purchases & Deposits	Redemptions & Withdrawals	Book Value 8/31/2023	% of Portfolio
Agencies	\$ 30.97	\$ -	\$ -	\$ 30.97	10%
Corporates	\$ 30.00	\$ -	\$ -	\$ 30.00	9%
Negotiable CD's	\$ -	\$ -	\$ -	\$ -	0%
CAMP Pool	\$ 158.79	\$ 21.52	\$ 0.75	\$ 179.56	56%
LAIF Pool	\$ 20.82	\$ -	\$ 20.00	\$ 0.82	0%
County Pool	\$ 2.50	\$ 0.20	\$ -	\$ 2.70	1%
Custodian ®	\$ 64.74	\$ 0.54	\$ 0.13	\$ 65.15	20%
Trustee ®	\$ 2.95	\$ 4.38	\$ 2.19	\$ 5.14	2%
Cash	\$ 14.99	\$ 112.32	\$ 121.53	\$ 5.78	2%
Total	\$ 325.76	\$ 138.96	\$ 144.60	\$ 320.12	100%

® = Restricted funds based upon bond indenture terms.

Key Trends

Cash Deposit and Withdrawal amounts include sweep account transfers which earned at a fund Yield of 5.21% in August. Major changes to the portfolio include transferring 20M from LAIF to CAMP, California sales tax of \$4.4 M, property taxes of \$1.9 M, and Measure A of \$.32 M received by the City. Payments for contract law enforcement 9M, contract fire service 4.4M, annual PERs unfunded liability payment 2.6M, JPIA insurance payment of 1.6M, and 2.19 in debt services payments.

Portfolio Allocations, Maturities and Performance:




CITY OF PALM DESERT
Portfolio Management
Portfolio Summary
July 31, 2023

Investments	Par Value	Market Value	Book Value	% of Portfolio	Days to Mat./Call	Term	YTM/C 365 Equiv.
CAMP	159,509,140.92	159,509,140.92	159,509,140.92	51.15	1	1	5.310
FEDERAL AGENCY - COUPON	14,000,000.00	13,465,070.00	13,998,058.65	4.49	168	830	0.439
LAIF	20,817,543.64	20,817,543.64	20,817,543.64	6.68	1	1	3.305
FEDERAL AGENCY - CALLABLE	17,000,000.00	16,219,810.00	16,985,606.01	5.45	261	930	0.427
TRUSTEE CASH BALANCES	2,949,447.61	2,949,447.61	2,949,447.61	0.95	1	1	0.296
MEDIUM-TERM NOTES	30,000,000.00	29,188,710.00	29,997,367.26	9.62	619	1,118	2.917
CUSTODIAN PROJECT FUNDS	64,873,150.34	64,873,150.34	64,873,150.34	20.80	1	1	5.090
RIVERSIDE COUNTY POOL	2,697,698.66	2,697,698.66	2,697,698.66	0.87	1	1	3.860
	311,846,981.17	309,720,571.17	311,828,013.09	100.00%	82	196	4.356
Investments							
Cash							
Passbook/Checking (not included in yield calculations)	9,219,115.40	9,219,115.40	9,219,115.40		1	1	0.000
Total Cash and Investments	321,066,096.57	318,939,686.57	321,047,128.49		82	196	4.356

Total Earnings	July 31 Month Ending	Fiscal Year To Date
Current Year	1,230,693.48	1,230,693.48
Average Daily Balance	325,898,332.12	
Effective Rate of Return	4.45%	

This investment portfolio is in compliance with the provisions of California Government Code Section 53601 and the City of Palm Desert investment policy. Barring unforeseen events, it has sufficient cash to fund city expenditures for the next six months. US Bank Custody Services has provided market value prices for all corporate securities. All balances are bank balances. The "% of Portfolio" calculation on the Portfolio Summary page omits demand deposits.



 BE46F4F325A44A2...
 Veronica Chavez, Finance Director

9/21/2023

Reporting period 07/01/2023-07/31/2023

Run Date: 09/20/2023 - 12:39

Portfolio CITY
 AP
 PM (PRF_PM1) 7.3.11
 Report Ver. 7.3.11

CITY OF PALM DESERT
Portfolio Management
Portfolio Details - Investments
July 31, 2023

CUSIP	Investment #	Issuer	Average Balance	Purchase Date	Par Value	Market Value	Book Value	Stated Rate	Moody's	YTM/C 365	Days to Mat./Call	Maturity Date
CAMP												
SYS13	13	C.A.M.P. POOL (CITY)			155,135,651.23	155,135,651.23	155,135,651.23	5.310		5.310	1	
SYS12444	12444	C.A.M.P. POOL (DESERT WILLOW)			4,373,489.69	4,373,489.69	4,373,489.69	5.310		5.310	1	
Subtotal and Average			158,815,543.02		159,509,140.92	159,509,140.92	159,509,140.92			5.310	1	
U.S. BANK / LAIF BOND PROCEEDS												
252026003	12-33-084	LOCAL AGENCY INVESTMENT FUND			0.00	0.00	0.00	0.203		0.203	1	
Subtotal and Average			0.00		0.00	0.00	0.00			0.000	0	
FEDERAL AGENCY - COUPON												
3130ANAC4	664	FEDERAL HOME LOAN BANK		07/28/2021	3,000,000.00	2,833,650.00	2,999,828.08	0.500	Aaa	0.505	454	10/28/2024
3130APR72	710	FEDERAL HOME LOAN BANK		11/04/2021	5,000,000.00	4,830,800.00	5,000,000.00	0.500	Aaa	0.500	129	12/08/2023
3137EAEY1	706	FEDERAL HOME LOAN MTG CORP		10/21/2021	3,000,000.00	2,893,710.00	2,998,537.66	0.125	Aaa	0.360	76	10/16/2023
3137EAEW5	707	FEDERAL HOME LOAN MTG CORP		10/21/2021	3,000,000.00	2,906,910.00	2,999,692.91	0.250	Aaa	0.350	38	09/08/2023
Subtotal and Average			13,997,663.18		14,000,000.00	13,465,070.00	13,998,058.65			0.439	168	
LAIF												
12000	12000	LOCAL AGENCY INVESTMENT FUND			20,817,543.64	20,817,543.64	20,817,543.64	3.305		3.305	1	
Subtotal and Average			20,817,543.64		20,817,543.64	20,817,543.64	20,817,543.64			3.305	1	
FEDERAL AGENCY - CALLABLE												
3133EMLP5	668	FEDERAL FARM CREDIT BANK		09/14/2021	5,000,000.00	4,655,800.00	4,986,162.00	0.320	Aaa	0.520	510	12/23/2024
3133ENBN9	698	FEDERAL FARM CREDIT BANK		10/20/2021	3,000,000.00	2,908,920.00	2,999,802.50	0.340	Aaa	0.370	80	10/20/2023
3133ENAU4	699	FEDERAL FARM CREDIT BANK		10/19/2021	3,000,000.00	2,901,330.00	2,999,641.51	0.270	Aaa	0.331	72	10/12/2023
3130AN7K0	660	FEDERAL HOME LOAN BANK		07/29/2021	3,000,000.00	2,854,620.00	3,000,000.00	0.400	Aaa	0.400	363	07/29/2024
3130APMC6	708	FEDERAL HOME LOAN BANK		11/24/2021	3,000,000.00	2,899,140.00	3,000,000.00	0.450	Aaa	0.450	115	11/24/2023
Subtotal and Average			16,985,113.28		17,000,000.00	16,219,810.00	16,985,606.01			0.427	261	
TRUSTEE CASH BALANCES												
252026000-G	382	GOLDMAN SACHS GOVERNMENT FUND			0.00	0.00	0.00	0.030	Aaa	0.030	1	
252026001-G	383	GOLDMAN SACHS GOVERNMENT FUND		07/01/2022	0.00	0.00	0.00	0.030	Aaa	0.030	1	
252026002-G	384	GOLDMAN SACHS GOVERNMENT FUND			0.00	0.00	0.00	0.030	Aaa	0.030	1	
252026003-G	385	GOLDMAN SACHS GOVERNMENT FUND			0.00	0.00	0.00	0.030	Aaa	0.030	1	
252026004-G	386	GOLDMAN SACHS GOVERNMENT FUND			0.00	0.00	0.00	0.030	Aaa	0.030	1	
252026017-G	401	GOLDMAN SACHS GOVERNMENT FUND			0.00	0.00	0.00	0.030	Aaa	0.030	1	
252026018-G	402	GOLDMAN SACHS GOVERNMENT FUND			0.00	0.00	0.00	0.030	Aaa	0.030	1	

CITY OF PALM DESERT
Portfolio Management
Portfolio Details - Investments
July 31, 2023

CUSIP	Investment #	Issuer	Average Balance	Purchase Date	Par Value	Market Value	Book Value	Stated		YTM/C 365	Days to Mat./Call	Maturity Date
								Rate	Moody's			
TRUSTEE CASH BALANCES												
260128000-G	404	GOLDMAN SACHS GOVERNMENT FUND			27.58	27.58	27.58	5.220	Aaa	5.220	1	
260128001-G	405	GOLDMAN SACHS GOVERNMENT FUND		07/01/2022	0.00	0.00	0.00	0.030	Aaa	0.030	1	
260128002-G	407	GOLDMAN SACHS GOVERNMENT FUND		07/01/2022	0.00	0.00	0.00	0.030	Aaa	0.030	1	
260128003-G	408	GOLDMAN SACHS GOVERNMENT FUND		07/01/2022	0.00	0.00	0.00	0.030	Aaa	0.030	1	
260128004-G	409	GOLDMAN SACHS GOVERNMENT FUND		07/01/2022	0.00	0.00	0.00	0.030	Aaa	0.030	1	
260128005-G	410	GOLDMAN SACHS GOVERNMENT FUND			0.00	0.00	0.00	0.030	Aaa	0.030	1	
260128006-G	412	GOLDMAN SACHS GOVERNMENT FUND			0.00	0.00	0.00	0.030	Aaa	0.030	1	
260128007-G	414	GOLDMAN SACHS GOVERNMENT FUND			0.00	0.00	0.00	0.030	Aaa	0.030	1	
260128008-G	415	GOLDMAN SACHS GOVERNMENT FUND			0.00	0.00	0.00	0.030	Aaa	0.030	1	
260128009-G	416	GOLDMAN SACHS GOVERNMENT FUND			144.42	144.42	144.42	5.210	Aaa	5.210	1	
260128010-G	417	GOLDMAN SACHS GOVERNMENT FUND			857.19	857.19	857.19	5.210	Aaa	5.210	1	
260128011-G	418	GOLDMAN SACHS GOVERNMENT FUND			166,401.49	166,401.49	166,401.49	5.210	Aaa	5.210	1	
261470000-G	419	GOLDMAN SACHS GOVERNMENT FUND			0.00	0.00	0.00	0.030	Aaa	0.030	1	
261470001-G	420	GOLDMAN SACHS GOVERNMENT FUND			0.00	0.00	0.00	0.030	Aaa	0.030	1	
261470002-G	421	GOLDMAN SACHS GOVERNMENT FUND			0.00	0.00	0.00	0.030	Aaa	0.030	1	
263346000-G	671	GOLDMAN SACHS GOVERNMENT FUND			43.72	43.72	43.72		Aaa	0.000	1	
263346001-G	672	GOLDMAN SACHS GOVERNMENT FUND		07/01/2022	0.50	0.50	0.50		Aaa	0.000	1	
263346002-G	673	GOLDMAN SACHS GOVERNMENT FUND			0.19	0.19	0.19		Aaa	0.000	1	
263346003-G	674	GOLDMAN SACHS GOVERNMENT FUND			874,217.95	874,217.95	874,217.95		Aaa	0.000	1	
263346004-G	675	GOLDMAN SACHS GOVERNMENT FUND		07/01/2022	0.00	0.00	0.00	0.030	Aaa	0.030	1	
263346005-G	676	GOLDMAN SACHS GOVERNMENT FUND		07/01/2022	0.94	0.94	0.94	0.030	Aaa	0.030	1	
263346006-G	677	GOLDMAN SACHS GOVERNMENT FUND			0.00	0.00	0.00		Aaa	0.000	1	
263346007-G	678	GOLDMAN SACHS GOVERNMENT FUND			1.53	1.53	1.53		Aaa	0.000	1	
263599000-G	679	GOLDMAN SACHS GOVERNMENT FUND		07/01/2022	1.69	1.69	1.69	0.030	Aaa	0.030	1	
263599001-G	680	GOLDMAN SACHS GOVERNMENT FUND		07/01/2022	81.25	81.25	81.25		Aaa	0.000	1	
263599002-G	682	GOLDMAN SACHS GOVERNMENT FUND			1,416,858.81	1,416,858.81	1,416,858.81		Aaa	0.000	1	
263599003-G	683	GOLDMAN SACHS GOVERNMENT FUND			0.00	0.00	0.00		Aaa	0.000	1	
269048000-G	684	GOLDMAN SACHS GOVERNMENT FUND		07/01/2022	0.00	0.00	0.00	0.030	Aaa	0.030	1	
271146000-G	685	GOLDMAN SACHS GOVERNMENT FUND			19.62	19.62	19.62		Aaa	0.000	1	
271146001-G	687	GOLDMAN SACHS GOVERNMENT FUND		07/01/2022	0.10	0.10	0.10		Aaa	0.000	1	
271146002-G	688	GOLDMAN SACHS GOVERNMENT FUND		07/01/2022	0.03	0.03	0.03	0.030	Aaa	0.030	1	
271146003-G	689	GOLDMAN SACHS GOVERNMENT FUND			468,409.62	468,409.62	468,409.62		Aaa	0.000	1	
271146004-G	690	GOLDMAN SACHS GOVERNMENT FUND		07/01/2022	0.00	0.00	0.00	0.030	Aaa	0.030	1	
271146005-G	691	GOLDMAN SACHS GOVERNMENT FUND		07/01/2022	0.70	0.70	0.70	0.030	Aaa	0.030	1	
271146006-G	692	GOLDMAN SACHS GOVERNMENT FUND			0.00	0.00	0.00		Aaa	0.000	1	
277580000-G	693	GOLDMAN SACHS GOVERNMENT FUND		07/01/2022	0.00	0.00	0.00	0.030	Aaa	0.030	1	

CITY OF PALM DESERT
Portfolio Management
Portfolio Details - Investments
July 31, 2023

CUSIP	Investment #	Issuer	Average Balance	Purchase Date	Par Value	Market Value	Book Value	Stated Rate	Moody's	YTM/C 365	Days to Mat./Call	Maturity Date
TRUSTEE CASH BALANCES												
263599004	744	GOLDMAN SACHS GOVERNMENT FUND			22,380.28	22,380.28	22,380.28	0.005	Aaa	0.005	1	
Subtotal and Average			2,949,447.52		2,949,447.61	2,949,447.61	2,949,447.61			0.296	1	
MEDIUM-TERM NOTES												
023135BW5	662	AMAZON.COM INC.		07/19/2021	3,000,000.00	2,852,400.00	3,000,000.00	0.450	A	0.450	285	05/12/2024
14913R2L0	697	CATERPILLAR FINANCIAL SERVICES		10/08/2021	3,000,000.00	2,841,930.00	2,998,812.14	0.450	A	0.500	290	05/17/2024
3134GYAB8	760	Freddie Mac		12/30/2022	5,000,000.00	5,000,000.00	5,000,000.00	5.250	Aaa	5.250	517	12/30/2024
38150APM1	752	GOLDMAN SACHS GOVERNMENT FUND		10/31/2022	5,000,000.00	5,000,000.00	5,000,000.00	6.750	A2	6.750	1,550	10/29/2027
6174468C6	747	MORGAN STANLEY		09/01/2022	5,000,000.00	5,000,000.00	5,000,000.00	4.000	A1	3.999	722	07/23/2025
89236TJH9	658	TOYOTA MOTOR CREDIT CORP		06/18/2021	3,000,000.00	2,831,460.00	3,000,000.00	0.500	A	0.500	322	06/18/2024
89236TJH9	659	TOYOTA MOTOR CREDIT CORP		07/08/2021	3,000,000.00	2,831,460.00	2,999,210.49	0.500	A	0.530	322	06/18/2024
89236TJH9	667	TOYOTA MOTOR CREDIT CORP		09/14/2021	3,000,000.00	2,831,460.00	2,999,344.63	0.500	A	0.525	322	06/18/2024
Subtotal and Average			29,997,245.02		30,000,000.00	29,188,710.00	29,997,367.26			2.917	619	
CUSTODIAN PROJECT FUNDS												
6736302420-G	647	FIRST AMERICAN US TREASURY MMF			5,984,015.29	5,984,015.29	5,984,015.29	5.090	Aaa	5.090	1	
6736302430-G	648	FIRST AMERICAN US TREASURY MMF			26,304,972.79	26,304,972.79	26,304,972.79	5.090	Aaa	5.090	1	
6736302440-G	649	FIRST AMERICAN US TREASURY MMF			12,381,629.38	12,381,629.38	12,381,629.38	5.090	Aaa	5.090	1	
6736302450-G	650	FIRST AMERICAN US TREASURY MMF			20,202,532.88	20,202,532.88	20,202,532.88	5.090	Aaa	5.090	1	
Subtotal and Average			64,853,143.67		64,873,150.34	64,873,150.34	64,873,150.34			5.090	1	
RIVERSIDE COUNTY POOL												
052460	052460	POOLED INVESTMENT FUND			2,697,698.66	2,697,698.66	2,697,698.66	3.860	Aaa	3.860	1	
Subtotal and Average			2,683,570.65		2,697,698.66	2,697,698.66	2,697,698.66			3.860	1	
CUSTODIAN PROJECT FUNDS												
6736302420	498	GOLDMAN SACHS TREASURY FUND			0.00	0.00	0.00	0.010	Aaa	0.010	1	
6736302430	499	GOLDMAN SACHS TREASURY FUND			0.00	0.00	0.00	0.010	Aaa	0.010	1	
6736302440	500	GOLDMAN SACHS TREASURY FUND			0.00	0.00	0.00	0.010	Aaa	0.010	1	
6736302450	501	GOLDMAN SACHS TREASURY FUND			0.00	0.00	0.00	0.010	Aaa	0.010	1	
Subtotal and Average			0.00		0.00	0.00	0.00			0.000	0	

**CITY OF PALM DESERT
Portfolio Management
Portfolio Details - Investments
July 31, 2023**

CUSIP	Investment #	Issuer	Average Balance	Purchase Date	Par Value	Market Value	Book Value	Stated Rate	Moody's	YTM/C 365	Days to Mat./Call
Total and Average			325,898,332.12		311,846,981.17	309,720,571.17	311,828,013.09			4.356	82

**CITY OF PALM DESERT
Portfolio Management
Portfolio Details - Cash
July 31, 2023**

CUSIP	Investment #	Issuer	Average Balance	Purchase Date	Par Value	Market Value	Book Value	Stated Rate	Moody's	YTM/C 365	Days to Mat./Call
CUSTODIAN PROJECT FUNDS											
SYS753	753	CITY OF PALM DESERT		10/27/2022	0.00	0.00	0.00			0.000	1
BANK CHECKING ACCOUNTS											
SYS13016	13016	CITY OF PALM DESERT MAIN			0.00	0.00	0.00			0.000	1
SYS13013	13013	DESERT WILLOW GOLF COURSE		07/01/2022	0.00	0.00	0.00			0.000	1
SYS602	602	PUBLIC SAFETY CHECKING		07/01/2022	0.00	0.00	0.00			0.000	1
SYS13020	13020	RECREATIONAL FACILITIES CORP		07/01/2022	0.00	0.00	0.00			0.000	1
SYS9121	101	US Bank 1		05/26/2023	5,727,425.01	5,727,425.01	5,727,425.01			0.000	1
SYS9154	DW102	US Bank 1		05/26/2023	61,987.05	61,987.05	61,987.05			0.000	1
SYS9162	PDRFC103	US Bank 1		05/26/2023	1,000.00	1,000.00	1,000.00			0.000	1
SYS4316	PUBSAF107	US Bank 1		05/26/2023	1,136,961.77	1,136,961.77	1,136,961.77			0.000	1
SYS6359	WFDW111	WELLS FARGO BANK		05/24/2023	860,955.39	860,955.39	860,955.39		A1	0.000	1
SYS6391	WFMAIN108	WELLS FARGO BANK		05/19/2023	82,959.00	82,959.00	82,959.00		A1	0.000	1
SYS6342	WFPDRFC112	WELLS FARGO BANK		05/24/2023	1,347,827.18	1,347,827.18	1,347,827.18		A1	0.000	1
		Average Balance	0.00								1
Total Cash and Investments			325,898,332.12		321,066,096.57	318,939,686.57	321,047,128.49			4.356	82

PALM DESERT HOUSING AUTHORITY
Portfolio Management
Portfolio Summary
July 31, 2023

Investments	Par Value	Market Value	Book Value	% of Portfolio	Days to Mat./Call	Term	YTM/C 365 Equiv.
CAMP	51,140,509.56	51,140,509.56	51,140,509.56	98.09	1	1	5.310
LAIF	998,018.16	998,018.16	998,018.16	1.91	1	1	3.305
Investments	52,138,527.72	52,138,527.72	52,138,527.72	100.00%	1	1	5.272
Cash							
Passbook/Checking (not included in yield calculations)	4,195,946.84	4,195,946.84	4,195,946.84		1	1	0.000
Total Cash and Investments	56,334,474.56	56,334,474.56	56,334,474.56		1	1	5.272

Total Earnings	July 31 Month Ending
Current Year	242,509.49
Average Daily Balance	56,037,735.35
Effective Rate of Return	5.10%

This investment portfolio complies with the provisions of California Government Code Section 53601 and the City of Palm Desert investment policy. Barring unforeseen events, it has sufficient cash to fund Housing Authority operations for the next six months. All balances are bank balances. The "% of Portfolio" calculation on the Portfolio Summary page omits demand deposits.

Veronica Chavez

9/21/2023

BE46F4F325A44A2...

Veronica Chavez, Finance Director

PALM DESERT HOUSING AUTHORITY
Portfolio Management
Portfolio Details - Investments
July 31, 2023

CUSIP	Investment #	Issuer	Average Balance	Purchase Date	Par Value	Market Value	Book Value	Stated Rate	Moody's	Days to Mat./Call	YTM/C 365	Maturity Date
CAMP												
SYS12008	12008	CA ASSET MANAGEMENT PROGRAM			51,140,509.56	51,140,509.56	51,140,509.56	5.310		1	5.310	
Subtotal and Average			50,918,133.90		51,140,509.56	51,140,509.56	51,140,509.56			1	5.310	
CUSTODIAN PROJECT FUNDS												
6736302460	590	GOLDMAN SACHS TREASURY FUND			0.00	0.00	0.00	0.010	Aaa	1	0.010	
Subtotal and Average			0.00		0.00	0.00	0.00			0	0.000	
LAIF												
SYS21003	21003	LOCAL AGENCY INVESTMENT FUND			998,018.16	998,018.16	998,018.16	3.305		1	3.305	
Subtotal and Average			998,018.16		998,018.16	998,018.16	998,018.16			1	3.305	
CUSTODIAN PROJECT FUNDS												
6736302460-G	597	FIRST AMERICAN US TREASURY MMF		01/01/2021	0.00	0.00	0.00	4.860	Aaa	1	4.860	
Subtotal and Average			0.00		0.00	0.00	0.00			0	0.000	
Total and Average			56,037,735.35		52,138,527.72	52,138,527.72	52,138,527.72			1	5.272	

PALM DESERT HOUSING AUTHORITY
Portfolio Management
Portfolio Details - Cash
July 31, 2023

CUSIP	Investment #	Issuer	Average Balance	Purchase Date	Par Value	Market Value	Book Value	Stated Rate	Moody's	Days to Mat./Call	YTM/C 365
CHECKING											
SYS25015	25015	HOUSING AUTH CHECKING			0.00	0.00	0.00			1	0.000
SYS9204	HSG104	HOUSING AUTH CHECKING		05/29/2023	3,165.80	3,165.80	3,165.80			1	0.000
SYS25016	25016	HOUSING AUTH TRUST		07/01/2020	0.00	0.00	0.00			1	0.000
SYS6375	WFHSG113	WELLS FARGO BANK		06/01/2023	3,696,532.54	3,696,532.54	3,696,532.54		A1	1	0.000
SYS6367	WFHSGT	WELLS FARGO BANK		06/01/2023	496,248.50	496,248.50	496,248.50		A1	1	0.000
		Average Balance	0.00							1	
Total Cash and Investments			56,037,735.35		56,334,474.56	56,334,474.56	56,334,474.56			1	5.272


RDA SUCCESSOR AGENCY Portfolio Management Portfolio Summary July 31, 2023

Investments	Par Value	Market Value	Book Value	% of Portfolio	Days to Mat./Call	Term	YTM/C 365 Equiv.
RIVERSIDE COUNTY POOL	343.41	343.41	343.41	0.00	1	1	3.860
CAMP	6,000.05	6,000.05	6,000.05	0.04	1	1	5.310
LAIF	762.35	762.35	762.35	0.01	1	1	3.310
TRUSTEE CASH BALANCES - MMA	12,468,016.12	12,468,016.12	12,468,016.12	90.77	1	1	0.000
TRUSTEE CASH BALANCES - GF	1,261,048.04	1,261,048.04	1,261,048.04	9.18	1	1	5.020
Investments	13,736,169.97	13,736,169.97	13,736,169.97	100.00%	1	1	0.463

Cash							
Passbook/Checking (not included in yield calculations)	28,207,497.23	28,207,497.23	28,207,497.23		1	1	0.000
Total Cash and Investments	41,943,667.20	41,943,667.20	41,943,667.20		1	1	0.463

Total Earnings	July 31 Month Ending
Current Year	1,335.45
Average Daily Balance	42,181,051.84
Effective Rate of Return	0.04%

This investment portfolio is in compliance with the provisions of California Government Code Section 53601 and the City of Palm Desert investment policy. Pursuant to ABX126, the availability of cash to fund the Palm Desert RDA Successor Agency's debt service is dependent upon the County of Riverside and the State of California. All balances are bank balances. The "% of Portfolio" calculation on the Portfolio Summary page omits demand deposits.

DocuSigned by:

 9/21/2023
BF46F4E325A44A2
 Veronica Chavez, Finance Director

Reporting period 07/01/2023-07/31/2023

Run Date: 09/20/2023 - 12:36

No fiscal year history available

Portfolio RDAS
AP
PM (PRF_PM1) 7.3.11
Report Ver. 7.3.11

RDA SUCCESSOR AGENCY
Portfolio Management
Portfolio Details - Investments
July 31, 2023

CUSIP	Investment #	Issuer	Average Balance	Purchase Date	Par Value	Market Value	Book Value	Stated Rate	Moody's	Days to Mat./Call	YTM/C 365	Maturity Date
RIVERSIDE COUNTY POOL												
052470	052470	POOLED INVESTMENT FUND		07/01/2020	343.41	343.41	343.41	3.860	Aaa	1	3.860	
Subtotal and Average			343.02		343.41	343.41	343.41			1	3.860	
CAMP												
SYS578	578	C.A.M.P. POOL (RDA S.A.)			6,000.05	6,000.05	6,000.05	5.310		1	5.310	
Subtotal and Average			5,973.96		6,000.05	6,000.05	6,000.05			1	5.310	
LAIF												
SYS604	604	L.A.I.F. (RDA S.A.)		07/01/2020	762.35	762.35	762.35	3.310		1	3.310	
Subtotal and Average			762.35		762.35	762.35	762.35			1	3.310	
TRUSTEE CASH BALANCES - MMA												
247394001-U	830	U.S. BANK MONEY MARKET ACCOUNT		07/01/2020	0.05	0.05	0.05		P-1	1	0.000	
247394003-U	832	U.S. BANK MONEY MARKET ACCOUNT		07/01/2020	0.00	0.00	0.00	0.010	P-1	1	0.010	
247394002-U	833	U.S. BANK MONEY MARKET ACCOUNT			1.03	1.03	1.03		P-1	1	0.000	
247394000-U	834	U.S. BANK MONEY MARKET ACCOUNT			414,242.25	414,242.25	414,242.25		P-1	1	0.000	
236781002-U	837	U.S. BANK MONEY MARKET ACCOUNT			14.42	14.42	14.42		P-1	1	0.000	
236781003-U	838	U.S. BANK MONEY MARKET ACCOUNT		07/01/2020	0.00	0.00	0.00	0.010	P-1	1	0.010	
236781000-U	839	U.S. BANK MONEY MARKET ACCOUNT			7,343,244.57	7,343,244.57	7,343,244.57		P-1	1	0.000	
253446003-U	842	U.S. BANK MONEY MARKET ACCOUNT		07/01/2020	0.00	0.00	0.00	0.010	P-1	1	0.010	
253446002-U	843	U.S. BANK MONEY MARKET ACCOUNT			7.66	7.66	7.66		P-1	1	0.000	
253446000-U	844	U.S. BANK MONEY MARKET ACCOUNT			2,040,482.66	2,040,482.66	2,040,482.66		P-1	1	0.000	
253446001-U	845	U.S. BANK MONEY MARKET ACCOUNT		07/01/2020	0.41	0.41	0.41		P-1	1	0.000	
224324000-U	853	U.S. BANK MONEY MARKET ACCOUNT			2,669,999.66	2,669,999.66	2,669,999.66		P-1	1	0.000	
224324001-U	855	U.S. BANK MONEY MARKET ACCOUNT		07/01/2020	0.79	0.79	0.79		P-1	1	0.000	
224324002-U	856	U.S. BANK MONEY MARKET ACCOUNT			22.55	22.55	22.55		P-1	1	0.000	
224324003-U	857	U.S. BANK MONEY MARKET ACCOUNT		07/01/2020	0.00	0.00	0.00	0.010	P-1	1	0.010	
236781001-U	881	U.S. BANK MONEY MARKET ACCOUNT		09/01/2020	0.07	0.07	0.07		P-1	1	0.000	
Subtotal and Average			12,468,009.51		12,468,016.12	12,468,016.12	12,468,016.12			1	0.000	
TRUSTEE CASH BALANCES - GF												
277861000-G	811	GOLDMAN SACHS GOVERNMENT FUND			1,261,048.04	1,261,048.04	1,261,048.04	5.020	Aaa	1	5.020	
277861001-G	812	GOLDMAN SACHS GOVERNMENT FUND			0.00	0.00	0.00	0.030	Aaa	1	0.030	
277861002-G	813	GOLDMAN SACHS GOVERNMENT FUND		07/01/2020	0.00	0.00	0.00	0.030	Aaa	1	0.030	
277861003-G	814	GOLDMAN SACHS GOVERNMENT FUND		07/01/2020	0.00	0.00	0.00	0.030	Aaa	1	0.030	

**RDA SUCCESSOR AGENCY
Portfolio Management
Portfolio Details - Investments
July 31, 2023**

CUSIP	Investment #	Issuer	Average Balance	Purchase Date	Par Value	Market Value	Book Value	Stated Rate	Moody's	Days to Mat./Call	YTM/C 365
Subtotal and Average			305,863.00		1,261,048.04	1,261,048.04	1,261,048.04			1	5.020
Total and Average			42,181,051.84		13,736,169.97	13,736,169.97	13,736,169.97			1	0.463

RDA SUCCESSOR AGENCY
Portfolio Management
Portfolio Details - Cash
July 31, 2023

CUSIP	Investment #	Issuer	Average Balance	Purchase Date	Par Value	Market Value	Book Value	Stated Rate	Moody's	Days to Mat./Call	YTM/C 365
UNION BANK CHECKING ACCOUNTS											
SYS582	582	RDA SUCCESSOR AGENCY			0.00	0.00	0.00			1	0.000
SYS4021	RDA106	RDA SUCCESSOR AGENCY		06/01/2023	28,207,497.23	28,207,497.23	28,207,497.23			1	0.000
		Average Balance	0.00							1	
		Total Cash and Investments	42,181,051.84		41,943,667.20	41,943,667.20	41,943,667.20			1	0.463



Customer Service
PO Box 11813
Harrisburg, PA 17108-1813

ACCOUNT STATEMENT

For the Month Ending
July 31, 2023

CITY OF PALM DESERT

Client Management Team

Jeremy King

Key Account Manager
213 Market Street
Harrisburg, PA 17101-2141
1-800-729-7665
kingj@pfmam.com

Rachael Miller

Client Consultant
213 Market Street
Harrisburg, PA 17101-2141
1-800-729-7665
millerr@pfmam.com

Contents

- Cover/Disclosures
- Summary Statement
- Individual Accounts

Accounts included in Statement

553-00	CITY OF PALM DESERT
553-04	DESERT WILLOW GOLF RESORT
553-06	PALM DESERT HOUSING AUTHORITY
553-08	RDA SUCCESSOR AGENCY -- PALM DESERT

Important Messages

CAMP will be closed on 09/04/2023 for Labor Day.

CITY OF PALM DESERT
MITCHELL ARBAUGH
73-510 FRED WARING DR
PALM DESERT, CA 92260

Online Access www.camponline.com

Customer Service 1-800-729-7665



Account Statement

For the Month Ending July 31, 2023

Important Disclosures

Important Disclosures

This statement is for general information purposes only and is not intended to provide specific advice or recommendations. PFM Asset Management LLC ("PFMAM") is an investment adviser registered with the U.S. Securities and Exchange Commission and a subsidiary of U.S. Bancorp Asset Management, Inc. ("USBAM"). USBAM is a subsidiary of U.S. Bank National Association ("U.S. Bank"). U.S. Bank is a separate entity and subsidiary of U.S. Bancorp. U.S. Bank is not responsible for and does not guarantee the products, services or performance of PFMAM. PFMAM maintains a written disclosure statement of our background and business experience. If you would like to receive a copy of our current disclosure statement, please contact Service Operations at the address below.

Proxy Voting PFMAM does not normally receive proxies to vote on behalf of its clients. However, it does on occasion receive consent requests. In the event a consent request is received the portfolio manager contacts the client and then proceeds according to their instructions. PFMAM's Proxy Voting Policy is available upon request by contacting Service Operations at the address below.

Questions About an Account PFMAM's monthly statement is intended to detail our investment advisory activity as well as the activity of any accounts held by clients in pools that are managed by PFMAM. The custodian bank maintains the control of assets and executes (i.e., settles) all investment transactions. The custodian statement is the official record of security and cash holdings and transactions. PFMAM recognizes that clients may use these reports to facilitate record keeping and that the custodian bank statement and the PFMAM statement should be reconciled and differences resolved. Many custodians use a settlement date basis which may result in the need to reconcile due to a timing difference.

Account Control PFMAM does not have the authority to withdraw funds from or deposit funds to the custodian outside the scope of services provided by PFMAM. Our clients retain responsibility for their internal accounting policies; implementing and enforcing internal controls and generating ledger entries or otherwise recording transactions.

Market Value Generally, PFMAM's market prices are derived from closing bid prices as of the last business day of the month as supplied by Refinitiv or Bloomberg. For certain short-term investments or where prices are not available from generally recognized sources the securities are priced using a yield-based matrix system to arrive at an estimated market value. Prices that fall between data points are interpolated. Non-negotiable FDIC-insured bank certificates of deposit are priced at par. Although PFMAM believes the prices to be reliable, the values of the securities may not represent the prices at which the securities could have been bought or sold. Explanation of the valuation methods for a registered investment company or local government investment program is contained in the appropriate fund offering documentation or information statement.

Amortized Cost The original cost of the principal of the security is adjusted for the amount of the periodic reduction of any discount or premium from the purchase date until the date of the report. Discount or premium with respect to short term securities (those with less than one year to maturity at time of issuance) is amortized on a straightline basis. Such discount or premium with respect to longer term securities is amortized using the constant yield basis.

Tax Reporting Cost data and realized gains / losses are provided for informational purposes only. Please review for accuracy and consult your tax advisor to determine the tax consequences of your security transactions. PFMAM does not report such information to the IRS or other taxing authorities and is not responsible for the accuracy of such information that may be required to be reported to federal, state or other taxing authorities.

Financial Situation In order to better serve you, PFMAM should be promptly notified of any material change in your investment objective or financial situation.

Callable Securities Securities subject to redemption prior to maturity may be redeemed in whole or in part before maturity, which could affect the yield represented.

Portfolio The securities in this portfolio, including shares of mutual funds, are not guaranteed or otherwise protected by PFMAM, the FDIC (except for certain non-negotiable certificates of deposit) or any government agency. Investment in securities involves risks, including the possible loss of the amount invested. Actual settlement values, accrued interest, and amortized cost amounts may vary for securities subject to an adjustable interest rate or subject to principal paydowns. Any changes to the values shown may be reflected within the next monthly statement's beginning values.

Rating Information provided for ratings is based upon a good faith inquiry of selected sources, but its accuracy and completeness cannot be guaranteed.

Shares of some local government investment programs and TERM funds are marketed through representatives of PFMAM's affiliate, PFM Fund Distributors, Inc. which is registered with the SEC as a broker/dealer and is a member of the Financial Industry Regulatory Authority ("FINRA") and the Municipal Securities Rulemaking Board ("MSRB"). You may reach the FINRA by calling the FINRA Hotline at 1-800-289-9999 or at the FINRA website address <https://www.finra.org/investors/investor-contacts>. A brochure describing the FINRA Regulation Public Disclosure Program is also available from FINRA upon request.

Key Terms and Definitions

Dividends on local government investment program funds consist of interest earned, plus any discount ratably amortized to the date of maturity, plus all realized gains and losses on the sale of securities prior to maturity, less ratably amortization of any premium and all accrued expenses to the fund. Dividends are accrued daily and may be paid either monthly or quarterly. The monthly earnings on this statement represent the estimated dividend accrued for the month for any program that distributes earnings on a quarterly basis. There is no guarantee that the estimated amount will be paid on the actual distribution date.

Current Yield is the net change, exclusive of capital changes and income other than investment income, in the value of a hypothetical fund account with a balance of one share over the seven-day base period including the statement date, expressed as a percentage of the value of one share (normally \$1.00 per share) at the beginning of the seven-day period. This resulting net change in account value is then annualized by multiplying it by

365 and dividing the result by 7. The yields quoted should not be considered a representation of the yield of the fund in the future, since the yield is not fixed. **Average maturity** represents the average maturity of all securities and investments of a portfolio, determined by multiplying the par or principal value of each security or investment by its maturity (days or years), summing the products, and dividing the sum by the total principal value of the portfolio. The stated maturity date of mortgage backed or callable securities are used in this statement. However the actual maturity of these securities could vary depending on the level or prepayments on the underlying mortgages or whether a callable security has or is still able to be called.

Monthly distribution yield represents the net change in the value of one share (normally \$1.00 per share) resulting from all dividends declared during the month by a fund expressed as a percentage of the value of one share at the beginning of the month. This resulting net change is then annualized by multiplying it by 365 and dividing it by the number of calendar days in the month.

YTM at Cost The yield to maturity at cost is the expected rate of return, based on the original cost, the annual interest receipts, maturity value and the time period from purchase date to maturity, stated as a percentage, on an annualized basis.

YTM at Market The yield to maturity at market is the rate of return, based on the current market value, the annual interest receipts, maturity value and the time period remaining until maturity, stated as a percentage, on an annualized basis.

Managed Account A portfolio of investments managed discretely by PFMAM according to the client's specific investment policy and requirements. The investments are directly owned by the client and held by the client's custodian.

Unsettled Trade A trade which has been executed however the final consummation of the security transaction and payment has not yet taken place.

Please review the detail pages of this statement carefully. If you think your statement is wrong, missing account information, or if you need more information about a transaction, please contact PFMAM within 60 days of receipt. If you have other concerns or questions regarding your account, or to request an updated copy of PFMAM's current disclosure statement, please contact a member of your client management team at PFMAM Service Operations at the address below.

PFM Asset Management LLC
Attn: Service Operations
213 Market Street
Harrisburg, PA 17101

NOT FDIC INSURED NO BANK GUARANTEE MAY LOSE VALUE



Consolidated Summary Statement

Account Statement
For the Month Ending **July 31, 2023**

CITY OF PALM DESERT

Portfolio Summary			
Portfolio Holdings	Cash Dividends and Income	Closing Market Value	Current Yield
CAMP Pool	946,532.97	210,655,650.53	5.43 %
Total	\$946,532.97	\$210,655,650.53	

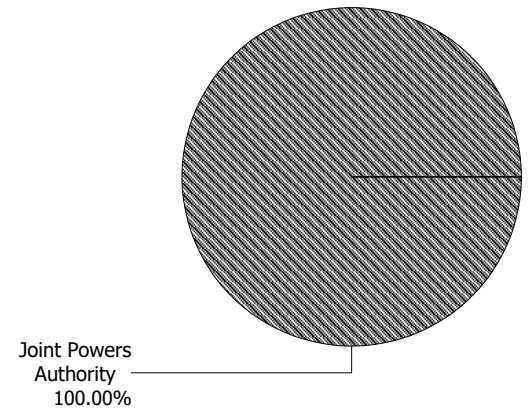
Investment Allocation		
Investment Type	Closing Market Value	Percent
Joint Powers Authority	210,655,650.53	100.00
Total	\$210,655,650.53	100.00%

Maturity Distribution (Fixed Income Holdings)

Portfolio Holdings	Closing Market Value	Percent
Under 30 days	210,655,650.53	100.00
31 to 60 days	0.00	0.00
61 to 90 days	0.00	0.00
91 to 180 days	0.00	0.00
181 days to 1 year	0.00	0.00
1 to 2 years	0.00	0.00
2 to 3 years	0.00	0.00
3 to 4 years	0.00	0.00
4 to 5 years	0.00	0.00
Over 5 years	0.00	0.00
Total	\$210,655,650.53	100.00%

Weighted Average Days to Maturity 1

Sector Allocation





Account Statement

For the Month Ending July 31, 2023

Consolidated Summary Statement

CITY OF PALM DESERT

Account Number	Account Name	Opening Market Value	Purchases / Deposits	Redemptions / Sales / Maturities	Unsettled Trades	Change in Value	Closing Market Value	Cash Dividends and Income
553-00	CITY OF PALM DESERT	154,438,584.68	697,066.55	0.00	0.00	0.00	155,135,651.23	697,066.55
553-04	DESERT WILLOW GOLF RESORT	4,353,838.41	19,651.28	0.00	0.00	0.00	4,373,489.69	19,651.28
553-06	PALM DESERT HOUSING AUTHORITY	50,910,721.38	229,788.18	0.00	0.00	0.00	51,140,509.56	229,788.18
553-08	RDA SUCCESSOR AGENCY -- PALM DESERT	5,973.09	26.96	0.00	0.00	0.00	6,000.05	26.96
Total		\$209,709,117.56	\$946,532.97	\$0.00	\$0.00	\$0.00	\$210,655,650.53	\$946,532.97



Account Statement - Transaction Summary

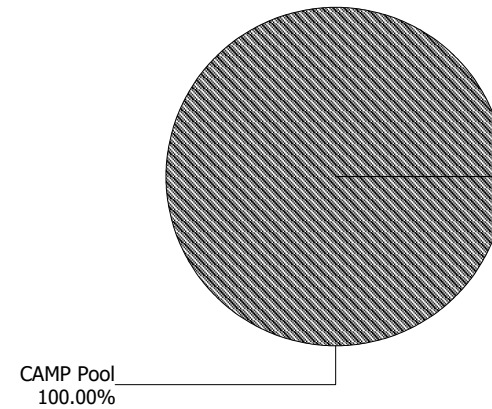
For the Month Ending **July 31, 2023**

CITY OF PALM DESERT - CITY OF PALM DESERT - 553-00

CAMP Pool	
Opening Market Value	154,438,584.68
Purchases	697,066.55
Redemptions	0.00
Unsettled Trades	0.00
Change in Value	0.00
Closing Market Value	\$155,135,651.23
Cash Dividends and Income	697,066.55

Asset Summary		
	July 31, 2023	June 30, 2023
CAMP Pool	155,135,651.23	154,438,584.68
Total	\$155,135,651.23	\$154,438,584.68

Asset Allocation





Account Statement

For the Month Ending **July 31, 2023**

CITY OF PALM DESERT - CITY OF PALM DESERT - 553-00

Trade Date	Settlement Date	Transaction Description	Share or Unit Price	Dollar Amount of Transaction	Total Shares Owned
CAMP Pool					
Opening Balance					154,438,584.68
07/31/23	08/01/23	Accrual Income Div Reinvestment - Distributions	1.00	697,066.55	155,135,651.23
Closing Balance					155,135,651.23

	Month of July	Fiscal YTD January-July		
Opening Balance	154,438,584.68	50,226,466.12	Closing Balance	155,135,651.23
Purchases	697,066.55	104,909,185.11	Average Monthly Balance	154,461,070.70
Redemptions (Excl. Checks)	0.00	0.00	Monthly Distribution Yield	5.31%
Check Disbursements	0.00	0.00		
Closing Balance	155,135,651.23	155,135,651.23		
Cash Dividends and Income	697,066.55	3,909,185.11		



Account Statement - Transaction Summary

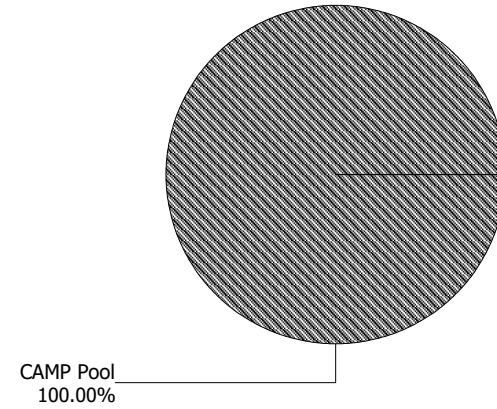
For the Month Ending **July 31, 2023**

CITY OF PALM DESERT - DESERT WILLOW GOLF RESORT - 553-04

CAMP Pool	
Opening Market Value	4,353,838.41
Purchases	19,651.28
Redemptions	0.00
Unsettled Trades	0.00
Change in Value	0.00
Closing Market Value	\$4,373,489.69
Cash Dividends and Income	19,651.28

Asset Summary		
	July 31, 2023	June 30, 2023
CAMP Pool	4,373,489.69	4,353,838.41
Total	\$4,373,489.69	\$4,353,838.41

Asset Allocation





Account Statement

For the Month Ending **July 31, 2023**

CITY OF PALM DESERT - DESERT WILLOW GOLF RESORT - 553-04

Trade Date	Settlement Date	Transaction Description	Share or Unit Price	Dollar Amount of Transaction	Total Shares Owned
CAMP Pool					
Opening Balance					4,353,838.41
07/31/23	08/01/23	Accrual Income Div Reinvestment - Distributions	1.00	19,651.28	4,373,489.69
Closing Balance					4,373,489.69

	Month of July	Fiscal YTD January-July		
Opening Balance	4,353,838.41	2,268,786.14	Closing Balance	4,373,489.69
Purchases	19,651.28	2,104,703.55	Average Monthly Balance	4,354,472.32
Redemptions (Excl. Checks)	0.00	0.00	Monthly Distribution Yield	5.31%
Check Disbursements	0.00	0.00		
Closing Balance	4,373,489.69	4,373,489.69		
Cash Dividends and Income	19,651.28	104,703.55		



Account Statement - Transaction Summary

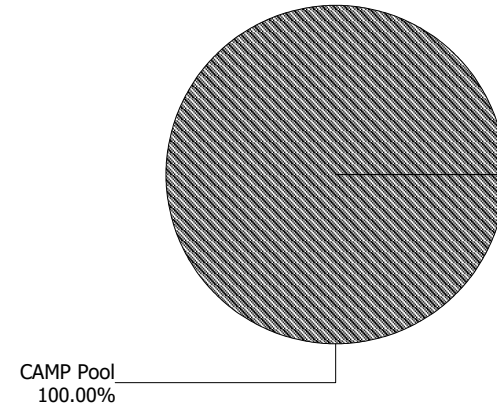
For the Month Ending **July 31, 2023**

CITY OF PALM DESERT - PALM DESERT HOUSING AUTHORITY - 553-06

CAMP Pool	
Opening Market Value	50,910,721.38
Purchases	229,788.18
Redemptions	0.00
Unsettled Trades	0.00
Change in Value	0.00
Closing Market Value	\$51,140,509.56
Cash Dividends and Income	229,788.18

Asset Summary		
	July 31, 2023	June 30, 2023
CAMP Pool	51,140,509.56	50,910,721.38
Total	\$51,140,509.56	\$50,910,721.38

Asset Allocation





Account Statement

For the Month Ending **July 31, 2023**

CITY OF PALM DESERT - PALM DESERT HOUSING AUTHORITY - 553-06

Trade Date	Settlement Date	Transaction Description	Share or Unit Price	Dollar Amount of Transaction	Total Shares Owned
CAMP Pool					
Opening Balance					50,910,721.38
07/31/23	08/01/23	Accrual Income Div Reinvestment - Distributions	1.00	229,788.18	51,140,509.56
Closing Balance					51,140,509.56

	Month of July	Fiscal YTD January-July		
Opening Balance	50,910,721.38	49,689,260.13	Closing Balance	51,140,509.56
Purchases	229,788.18	1,451,249.43	Average Monthly Balance	50,918,133.90
Redemptions (Excl. Checks)	0.00	0.00	Monthly Distribution Yield	5.31%
Check Disbursements	0.00	0.00		
Closing Balance	51,140,509.56	51,140,509.56		
Cash Dividends and Income	229,788.18	1,451,249.43		



Account Statement - Transaction Summary

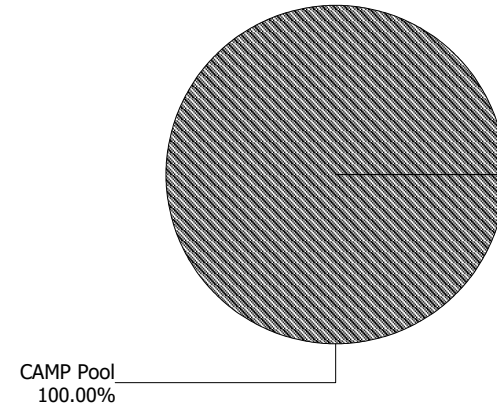
For the Month Ending **July 31, 2023**

CITY OF PALM DESERT - RDA SUCCESSOR AGENCY -- PALM DESERT - 553-08

CAMP Pool	
Opening Market Value	5,973.09
Purchases	26.96
Redemptions	0.00
Unsettled Trades	0.00
Change in Value	0.00
Closing Market Value	\$6,000.05
Cash Dividends and Income	26.96

Asset Summary		
	July 31, 2023	June 30, 2023
CAMP Pool	6,000.05	5,973.09
Total	\$6,000.05	\$5,973.09

Asset Allocation	
CAMP Pool	100.00%





Account Statement

For the Month Ending **July 31, 2023**

CITY OF PALM DESERT - RDA SUCCESSOR AGENCY -- PALM DESERT - 553-08

Trade Date	Settlement Date	Transaction Description	Share or Unit Price	Dollar Amount of Transaction	Total Shares Owned
CAMP Pool					
Opening Balance					5,973.09
07/31/23	08/01/23	Accrual Income Div Reinvestment - Distributions	1.00	26.96	6,000.05
Closing Balance					6,000.05

	Month of July	Fiscal YTD January-July		
Opening Balance	5,973.09	5,829.79	Closing Balance	6,000.05
Purchases	26.96	170.26	Average Monthly Balance	5,973.96
Redemptions (Excl. Checks)	0.00	0.00	Monthly Distribution Yield	5.31%
Check Disbursements	0.00	0.00		
Closing Balance	6,000.05	6,000.05		
Cash Dividends and Income	26.96	170.26		

California State Treasurer *Fiona Ma, CPA*



Local Agency Investment Fund
P.O. Box 942809
Sacramento, CA 94209-0001
(916) 653-3001

September 12, 2023

[LAIF Home](#)
[PMIA Average Monthly Yields](#)

CITY OF PALM DESERT

CITY TREASURER
73-510 FRED WARING DRIVE
PALM DESERT, CA 92260-2578

[Tran Type Definitions](#)

Account Number: 98-33-621

July 2023 Statement

Effective Date	Transaction Date	Tran Type	Confirm Number	Web Confirm Number	Authorized Caller	Amount
7/14/2023	7/19/2023	QRD	1736151	N/A	SYSTEM	162,173.65

Account Summary

Total Deposit:	162,173.65	Beginning Balance:	20,655,369.99
Total Withdrawal:	0.00	Ending Balance:	20,817,543.64

California State Treasurer *Fiona Ma, CPA*



Local Agency Investment Fund
P.O. Box 942809
Sacramento, CA 94209-0001
(916) 653-3001

September 12, 2023

[LAIF Home](#)
[PMIA Average Monthly Yields](#)

PALM DESERT HOUSING AUTHORITY

CITY TREASURER
73-510 FRED WARING DRIVE
PALM DESERT, CA 92260-2578

[Tran Type Definitions](#)

Account Number: 25-33-003

July 2023 Statement

Effective Date	Transaction Date	Tran Type	Confirm Number	Web Confirm Number	Authorized Caller	Amount
7/14/2023	7/19/2023	QRD	1734679	N/A	SYSTEM	7,774.80

Account Summary

Total Deposit:	7,774.80	Beginning Balance:	990,243.36
Total Withdrawal:	0.00	Ending Balance:	998,018.16

California State Treasurer *Fiona Ma, CPA*



Local Agency Investment Fund
P.O. Box 942809
Sacramento, CA 94209-0001
(916) 653-3001

September 12, 2023

[LAIF Home](#)
[PMIA Average Monthly Yields](#)

S/A TO THE PALM DESERT REDEVELOPMENT
AGENCY
FINANCE DIRECTOR
73-510 FRED WARING DRIVE
PALM DESERT, CA 92260-2578

[Tran Type Definitions](#)

Account Number: 65-33-023

July 2023 Statement

Effective Date	Transaction Date	Tran Type	Confirm Number	Web Confirm Number	Authorized Caller	Amount
7/14/2023	7/19/2023	QRD	1735101	N/A	SYSTEM	5.94

Account Summary

Total Deposit:	5.94	Beginning Balance:	756.41
Total Withdrawal:	0.00	Ending Balance:	762.35

Fund Summary Report

Parameters: Query: Fund Summary
 Bank: oneof
 Account Number: oneof 052460, 052470
 Counterparty: equalto

Run Date: 02-Aug-2023 08:34:52 AM

User: Susan

From : 01-Jul-2023

To : 31-Jul-2023

As at : 02-Aug-2023

Balance Calculation Based On: Value Date

Account Number	Account Name	Balance Forward	Total Receipts	Total Payments	Total
052460	City Of Palm Desert	\$2,504,768.68	\$192,929.98	\$0.00	\$2,697,698.66
052470	RDA Successor Agcy Palm Desert	\$340.91	\$2.50	\$0.00	\$343.41

Grand Total: \$2,505,109.59 \$192,932.48 \$0.00 \$2,698,042.07

**CITY OF PALM DESERT
Portfolio Management
Portfolio Summary
August 31, 2023**

Investments	Par Value	Market Value	Book Value	% of Portfolio	Days to Mat./Call	Term	YTM/C 365 Equiv.
CAMP	179,557,419.07	179,557,419.07	179,557,419.07	57.12	1	1	5.520
FEDERAL AGENCY - COUPON	14,000,000.00	13,465,070.00	13,998,904.11	4.45	137	830	0.439
LAIF	817,543.64	817,543.64	817,543.64	0.26	1	1	3.305
FEDERAL AGENCY - CALLABLE	17,000,000.00	16,219,810.00	16,986,659.46	5.40	230	930	0.427
TRUSTEE CASH BALANCES	5,144,189.13	5,144,189.13	5,144,189.13	1.64	1	1	0.315
MEDIUM-TERM NOTES	30,000,000.00	29,188,710.00	29,997,628.60	9.54	588	1,118	2.917
CUSTODIAN PROJECT FUNDS	65,149,574.93	65,149,574.93	65,149,574.93	20.73	1	1	5.190
RIVERSIDE COUNTY POOL	2,697,698.66	2,697,698.66	2,697,698.66	0.86	1	1	3.860
	314,366,425.43	312,240,015.43	314,349,617.60	100.00%	75	195	4.597

Investments							
Cash							
Passbook/Checking (not included in yield calculations)	5,779,745.96	5,779,745.96	5,779,745.96		1	1	0.000
Total Cash and Investments	320,146,171.39	318,019,761.39	320,129,363.56		75	195	4.597

Total Earnings	August 31	Month Ending
Current Year		1,203,989.98
Average Daily Balance		320,275,540.68
Effective Rate of Return		4.43%

This investment portfolio is in compliance with the provisions of California Government Code Section 53601 and the City of Palm Desert investment policy. Barring unforeseen events, it has sufficient cash to fund city expenditures for the next six months. US Bank Custody Services has provided market value prices for all corporate securities. All balances are bank balances. The "% of Portfolio" calculation on the Portfolio Summary page omits demand deposits.

Veronica Chavez 9/21/2023
 BE46F4F325A44A2...
 Veronica Chavez, Finance Director

Reporting period 08/01/2023-08/31/2023

Run Date: 09/21/2023 - 08:12

No fiscal year history available

Portfolio CITY
 AP
 PM (PRF_PM1) 7.3.11
 Report Ver. 7.3.11

CITY OF PALM DESERT
Portfolio Management
Portfolio Details - Investments
August 31, 2023

CUSIP	Investment #	Issuer	Average Balance	Purchase Date	Par Value	Market Value	Book Value	Stated Rate	Moody's	YTM/C 365	Days to Mat./Call	Maturity Date
CAMP												
SYS13	13	C.A.M.P. POOL (CITY)			175,914,340.44	175,914,340.44	175,914,340.44	5.520		5.520	1	
SYS12444	12444	C.A.M.P. POOL (DESERT WILLOW)			3,643,078.63	3,643,078.63	3,643,078.63	5.520		5.520	1	
Subtotal and Average			170,309,085.38		179,557,419.07	179,557,419.07	179,557,419.07			5.520	1	
U.S. BANK / LAIF BOND PROCEEDS												
252026003	12-33-084	LOCAL AGENCY INVESTMENT FUND			0.00	0.00	0.00	0.203		0.203	1	
Subtotal and Average			0.00		0.00	0.00	0.00			0.000	0	
FEDERAL AGENCY - COUPON												
3130ANAC4	664	FEDERAL HOME LOAN BANK		07/28/2021	3,000,000.00	2,833,650.00	2,999,839.62	0.500	Aaa	0.505	423	10/28/2024
3130APR72	710	FEDERAL HOME LOAN BANK		11/04/2021	5,000,000.00	4,830,800.00	5,000,000.00	0.500	Aaa	0.500	98	12/08/2023
3137EAEY1	706	FEDERAL HOME LOAN MTG CORP		10/21/2021	3,000,000.00	2,893,710.00	2,999,122.59	0.125	Aaa	0.360	45	10/16/2023
3137EAEW5	707	FEDERAL HOME LOAN MTG CORP		10/21/2021	3,000,000.00	2,906,910.00	2,999,941.90	0.250	Aaa	0.350	7	09/08/2023
Subtotal and Average			13,998,508.65		14,000,000.00	13,465,070.00	13,998,904.11			0.439	137	
LAIF												
12000	12000	LOCAL AGENCY INVESTMENT FUND			817,543.64	817,543.64	817,543.64	3.305		3.305	1	
Subtotal and Average			9,204,640.41		817,543.64	817,543.64	817,543.64			3.305	1	
FEDERAL AGENCY - CALLABLE												
3133EMLP5	668	FEDERAL FARM CREDIT BANK		09/14/2021	5,000,000.00	4,655,800.00	4,986,988.97	0.320	Aaa	0.520	479	12/23/2024
3133ENBN9	698	FEDERAL FARM CREDIT BANK		10/20/2021	3,000,000.00	2,908,920.00	2,999,877.50	0.340	Aaa	0.370	49	10/20/2023
3133ENAU4	699	FEDERAL FARM CREDIT BANK		10/19/2021	3,000,000.00	2,901,330.00	2,999,792.99	0.270	Aaa	0.331	41	10/12/2023
3130AN7K0	660	FEDERAL HOME LOAN BANK		07/29/2021	3,000,000.00	2,854,620.00	3,000,000.00	0.400	Aaa	0.400	332	07/29/2024
3130APMC6	708	FEDERAL HOME LOAN BANK		11/24/2021	3,000,000.00	2,899,140.00	3,000,000.00	0.450	Aaa	0.450	84	11/24/2023
Subtotal and Average			16,986,166.72		17,000,000.00	16,219,810.00	16,986,659.46			0.427	230	
TRUSTEE CASH BALANCES												
252026000-G	382	GOLDMAN SACHS GOVERNMENT FUND			0.00	0.00	0.00	0.030	Aaa	0.030	1	
252026001-G	383	GOLDMAN SACHS GOVERNMENT FUND		07/01/2022	0.00	0.00	0.00	0.030	Aaa	0.030	1	
252026002-G	384	GOLDMAN SACHS GOVERNMENT FUND			0.00	0.00	0.00	0.030	Aaa	0.030	1	
252026003-G	385	GOLDMAN SACHS GOVERNMENT FUND			0.00	0.00	0.00	0.030	Aaa	0.030	1	
252026004-G	386	GOLDMAN SACHS GOVERNMENT FUND			0.00	0.00	0.00	0.030	Aaa	0.030	1	
252026017-G	401	GOLDMAN SACHS GOVERNMENT FUND			0.00	0.00	0.00	0.030	Aaa	0.030	1	
252026018-G	402	GOLDMAN SACHS GOVERNMENT FUND			0.00	0.00	0.00	0.030	Aaa	0.030	1	

CITY OF PALM DESERT
Portfolio Management
Portfolio Details - Investments
August 31, 2023

CUSIP	Investment #	Issuer	Average Balance	Purchase Date	Par Value	Market Value	Book Value	Stated		YTM/C 365	Days to Mat./Call	Maturity Date
								Rate	Moody's			
TRUSTEE CASH BALANCES												
260128000-G	404	GOLDMAN SACHS GOVERNMENT FUND			27.70	27.70	27.70	5.220	Aaa	5.220	1	
260128001-G	405	GOLDMAN SACHS GOVERNMENT FUND		07/01/2022	0.00	0.00	0.00	0.030	Aaa	0.030	1	
260128002-G	407	GOLDMAN SACHS GOVERNMENT FUND		07/01/2022	0.00	0.00	0.00	0.030	Aaa	0.030	1	
260128003-G	408	GOLDMAN SACHS GOVERNMENT FUND		07/01/2022	0.00	0.00	0.00	0.030	Aaa	0.030	1	
260128004-G	409	GOLDMAN SACHS GOVERNMENT FUND		07/01/2022	0.00	0.00	0.00	0.030	Aaa	0.030	1	
260128005-G	410	GOLDMAN SACHS GOVERNMENT FUND			0.00	0.00	0.00	0.030	Aaa	0.030	1	
260128006-G	412	GOLDMAN SACHS GOVERNMENT FUND			0.00	0.00	0.00	0.030	Aaa	0.030	1	
260128007-G	414	GOLDMAN SACHS GOVERNMENT FUND			0.00	0.00	0.00	0.030	Aaa	0.030	1	
260128008-G	415	GOLDMAN SACHS GOVERNMENT FUND			0.00	0.00	0.00	0.030	Aaa	0.030	1	
260128009-G	416	GOLDMAN SACHS GOVERNMENT FUND			145.04	145.04	145.04	5.210	Aaa	5.210	1	
260128010-G	417	GOLDMAN SACHS GOVERNMENT FUND			141,747.83	141,747.83	141,747.83	5.210	Aaa	5.210	1	
260128011-G	418	GOLDMAN SACHS GOVERNMENT FUND			167,114.81	167,114.81	167,114.81	5.210	Aaa	5.210	1	
261470000-G	419	GOLDMAN SACHS GOVERNMENT FUND			0.00	0.00	0.00	0.030	Aaa	0.030	1	
261470001-G	420	GOLDMAN SACHS GOVERNMENT FUND			0.00	0.00	0.00	0.030	Aaa	0.030	1	
261470002-G	421	GOLDMAN SACHS GOVERNMENT FUND			0.00	0.00	0.00	0.030	Aaa	0.030	1	
263346000-G	671	GOLDMAN SACHS GOVERNMENT FUND			65.38	65.38	65.38		Aaa	0.000	1	
263346001-G	672	GOLDMAN SACHS GOVERNMENT FUND		07/01/2022	283,575.50	283,575.50	283,575.50		Aaa	0.000	1	
263346002-G	673	GOLDMAN SACHS GOVERNMENT FUND			305,000.19	305,000.19	305,000.19		Aaa	0.000	1	
263346003-G	674	GOLDMAN SACHS GOVERNMENT FUND			874,200.00	874,200.00	874,200.00		Aaa	0.000	1	
263346004-G	675	GOLDMAN SACHS GOVERNMENT FUND		07/01/2022	0.00	0.00	0.00	0.030	Aaa	0.030	1	
263346005-G	676	GOLDMAN SACHS GOVERNMENT FUND		07/01/2022	0.94	0.94	0.94	0.030	Aaa	0.030	1	
263346006-G	677	GOLDMAN SACHS GOVERNMENT FUND			0.00	0.00	0.00		Aaa	0.000	1	
263346007-G	678	GOLDMAN SACHS GOVERNMENT FUND			1.53	1.53	1.53		Aaa	0.000	1	
263599000-G	679	GOLDMAN SACHS GOVERNMENT FUND		07/01/2022	1.69	1.69	1.69	0.030	Aaa	0.030	1	
263599001-G	680	GOLDMAN SACHS GOVERNMENT FUND		07/01/2022	1,099,081.25	1,099,081.25	1,099,081.25		Aaa	0.000	1	
263599002-G	682	GOLDMAN SACHS GOVERNMENT FUND			1,416,864.83	1,416,864.83	1,416,864.83		Aaa	0.000	1	
263599003-G	683	GOLDMAN SACHS GOVERNMENT FUND			0.00	0.00	0.00		Aaa	0.000	1	
269048000-G	684	GOLDMAN SACHS GOVERNMENT FUND		07/01/2022	0.00	0.00	0.00	0.030	Aaa	0.030	1	
271146000-G	685	GOLDMAN SACHS GOVERNMENT FUND			31.23	31.23	31.23		Aaa	0.000	1	
271146001-G	687	GOLDMAN SACHS GOVERNMENT FUND		07/01/2022	95,550.10	95,550.10	95,550.10		Aaa	0.000	1	
271146002-G	688	GOLDMAN SACHS GOVERNMENT FUND		07/01/2022	270,000.03	270,000.03	270,000.03	0.030	Aaa	0.030	1	
271146003-G	689	GOLDMAN SACHS GOVERNMENT FUND			468,400.00	468,400.00	468,400.00		Aaa	0.000	1	
271146004-G	690	GOLDMAN SACHS GOVERNMENT FUND		07/01/2022	0.00	0.00	0.00	0.030	Aaa	0.030	1	
271146005-G	691	GOLDMAN SACHS GOVERNMENT FUND		07/01/2022	0.70	0.70	0.70	0.030	Aaa	0.030	1	
271146006-G	692	GOLDMAN SACHS GOVERNMENT FUND			0.00	0.00	0.00		Aaa	0.000	1	
277580000-G	693	GOLDMAN SACHS GOVERNMENT FUND		07/01/2022	0.00	0.00	0.00	0.030	Aaa	0.030	1	

CITY OF PALM DESERT
Portfolio Management
Portfolio Details - Investments
August 31, 2023

CUSIP	Investment #	Issuer	Average Balance	Purchase Date	Par Value	Market Value	Book Value	Stated Rate	Moody's	YTM/C 365	Days to Mat./Call	Maturity Date
TRUSTEE CASH BALANCES												
263599004	744	GOLDMAN SACHS GOVERNMENT FUND			22,380.38	22,380.38	22,380.38	0.005	Aaa	0.005	1	
Subtotal and Average			3,091,699.24		5,144,189.13	5,144,189.13	5,144,189.13			0.315	1	
MEDIUM-TERM NOTES												
023135BW5	662	AMAZON.COM INC.		07/19/2021	3,000,000.00	2,852,400.00	3,000,000.00	0.450	A	0.450	254	05/12/2024
14913R2L0	697	CATERPILLAR FINANCIAL SERVICES		10/08/2021	3,000,000.00	2,841,930.00	2,998,936.74	0.450	A	0.500	259	05/17/2024
3134GYAB8	760	Freddie Mac		12/30/2022	5,000,000.00	5,000,000.00	5,000,000.00	5.250	Aaa	5.250	486	12/30/2024
38150APM1	752	GOLDMAN SACHS GOVERNMENT FUND		10/31/2022	5,000,000.00	5,000,000.00	5,000,000.00	6.750	A2	6.750	1,519	10/29/2027
6174468C6	747	MORGAN STANLEY		09/01/2022	5,000,000.00	5,000,000.00	5,000,000.00	4.000	A1	3.999	691	07/23/2025
89236TJH9	658	TOYOTA MOTOR CREDIT CORP		06/18/2021	3,000,000.00	2,831,460.00	3,000,000.00	0.500	A	0.500	291	06/18/2024
89236TJH9	659	TOYOTA MOTOR CREDIT CORP		07/08/2021	3,000,000.00	2,831,460.00	2,999,285.21	0.500	A	0.530	291	06/18/2024
89236TJH9	667	TOYOTA MOTOR CREDIT CORP		09/14/2021	3,000,000.00	2,831,460.00	2,999,406.65	0.500	A	0.525	291	06/18/2024
Subtotal and Average			29,997,506.36		30,000,000.00	29,188,710.00	29,997,628.60			2.917	588	
CUSTODIAN PROJECT FUNDS												
6736302420-G	647	FIRST AMERICAN US TREASURY MMF			6,009,523.15	6,009,523.15	6,009,523.15	5.190	Aaa	5.190	1	
6736302430-G	648	FIRST AMERICAN US TREASURY MMF			26,417,045.70	26,417,045.70	26,417,045.70	5.190	Aaa	5.190	1	
6736302440-G	649	FIRST AMERICAN US TREASURY MMF			12,434,400.60	12,434,400.60	12,434,400.60	5.190	Aaa	5.190	1	
6736302450-G	650	FIRST AMERICAN US TREASURY MMF			20,288,605.48	20,288,605.48	20,288,605.48	5.190	Aaa	5.190	1	
Subtotal and Average			64,882,067.26		65,149,574.93	65,149,574.93	65,149,574.93			5.190	1	
RIVERSIDE COUNTY POOL												
052460	052460	POOLED INVESTMENT FUND			2,697,698.66	2,697,698.66	2,697,698.66	3.860	Aaa	3.860	1	
Subtotal and Average			2,697,698.66		2,697,698.66	2,697,698.66	2,697,698.66			3.860	1	
CUSTODIAN PROJECT FUNDS												
6736302420	498	GOLDMAN SACHS TREASURY FUND			0.00	0.00	0.00	0.010	Aaa	0.010	1	
6736302430	499	GOLDMAN SACHS TREASURY FUND			0.00	0.00	0.00	0.010	Aaa	0.010	1	
6736302440	500	GOLDMAN SACHS TREASURY FUND			0.00	0.00	0.00	0.010	Aaa	0.010	1	
6736302450	501	GOLDMAN SACHS TREASURY FUND			0.00	0.00	0.00	0.010	Aaa	0.010	1	
Subtotal and Average			0.00		0.00	0.00	0.00			0.000	0	

**CITY OF PALM DESERT
Portfolio Management
Portfolio Details - Investments
August 31, 2023**

CUSIP	Investment #	Issuer	Average Balance	Purchase Date	Par Value	Market Value	Book Value	Stated Rate	Moody's	YTM/C 365	Days to Mat./Call
Total and Average			320,275,540.68		314,366,425.43	312,240,015.43	314,349,617.60			4.597	75

**CITY OF PALM DESERT
Portfolio Management
Portfolio Details - Cash
August 31, 2023**

CUSIP	Investment #	Issuer	Average Balance	Purchase Date	Par Value	Market Value	Book Value	Stated		YTM/C	Days to
								Rate	Moody's		
CUSTODIAN PROJECT FUNDS											
SYS753	753	CITY OF PALM DESERT		10/27/2022	0.00	0.00	0.00			0.000	1
BANK CHECKING ACCOUNTS											
SYS13016	13016	CITY OF PALM DESERT MAIN			0.00	0.00	0.00			0.000	1
SYS13013	13013	DESERT WILLOW GOLF COURSE		07/01/2022	0.00	0.00	0.00			0.000	1
SYS602	602	PUBLIC SAFETY CHECKING		07/01/2022	0.00	0.00	0.00			0.000	1
SYS13020	13020	RECREATIONAL FACILITIES CORP		07/01/2022	0.00	0.00	0.00			0.000	1
SYS9121	101	US Bank 1		05/26/2023	3,474,964.13	3,474,964.13	3,474,964.13			0.000	1
SYS9154	DW102	US Bank 1		05/26/2023	61,987.05	61,987.05	61,987.05			0.000	1
SYS9162	PDRFC103	US Bank 1		05/26/2023	1,000.00	1,000.00	1,000.00			0.000	1
SYS4316	PUBSAF107	US Bank 1		05/26/2023	0.00	0.00	0.00			0.000	1
SYS6359	WFDW111	WELLS FARGO BANK		05/24/2023	1,509,129.24	1,509,129.24	1,509,129.24		A1	0.000	1
SYS6391	WFMAIN108	WELLS FARGO BANK		05/19/2023	38,518.00	38,518.00	38,518.00		A1	0.000	1
SYS6342	WFPDRFC112	WELLS FARGO BANK		05/24/2023	694,147.54	694,147.54	694,147.54		A1	0.000	1
		Average Balance	0.00								1
Total Cash and Investments			320,275,540.68		320,146,171.39	318,019,761.39	320,129,363.56			4.597	75

PALM DESERT HOUSING AUTHORITY
Portfolio Management
Portfolio Summary
August 31, 2023

Investments	Par Value	Market Value	Book Value	% of Portfolio	Days to Mat./Call	Term	YTM/C 365 Equiv.
CAMP	51,380,217.63	51,380,217.63	51,380,217.63	98.09	1	1	5.520
LAIF	998,018.16	998,018.16	998,018.16	1.91	1	1	3.434
Investments	52,378,235.79	52,378,235.79	52,378,235.79	100.00%	1	1	5.480
Cash							
Passbook/Checking (not included in yield calculations)	4,254,546.16	4,254,546.16	4,254,546.16		1	1	0.000
Total Cash and Investments	56,632,781.95	56,632,781.95	56,632,781.95		1	1	5.480

Total Earnings	August 31	Month Ending
Current Year	242,704.94	
Average Daily Balance	56,344,985.96	
Effective Rate of Return	5.07%	

This investment portfolio complies with the provisions of California Government Code Section 53601 and the City of Palm Desert investment policy. Barring unforeseen events, it has sufficient cash to fund Housing Authority operations for the next six months. All balances are bank balances. The "% of Portfolio" calculation on the Portfolio Summary page omits demand deposits.

Veronica Chavez

9/21/2023

BE46F4F325A44A2...

Veronica Chavez, Finance Director

PALM DESERT HOUSING AUTHORITY
Portfolio Management
Portfolio Details - Investments
August 31, 2023

CUSIP	Investment #	Issuer	Average Balance	Purchase Date	Par Value	Market Value	Book Value	Stated Rate	Moody's	Days to Mat./Call	YTM/C 365	Maturity Date
CAMP												
SYS12008	12008	CA ASSET MANAGEMENT PROGRAM			51,380,217.63	51,380,217.63	51,380,217.63	5.520		1	5.520	
Subtotal and Average			51,148,242.08		51,380,217.63	51,380,217.63	51,380,217.63			1	5.520	
CUSTODIAN PROJECT FUNDS												
6736302460	590	GOLDMAN SACHS TREASURY FUND			0.00	0.00	0.00	0.010	Aaa	1	0.010	
Subtotal and Average			0.00		0.00	0.00	0.00			0	0.000	
LAIF												
SYS21003	21003	LOCAL AGENCY INVESTMENT FUND			998,018.16	998,018.16	998,018.16	3.434		1	3.434	
Subtotal and Average			998,018.16		998,018.16	998,018.16	998,018.16			1	3.434	
CUSTODIAN PROJECT FUNDS												
6736302460-G	597	FIRST AMERICAN US TREASURY MMF		01/01/2021	0.00	0.00	0.00	4.860	Aaa	1	4.860	
Subtotal and Average			0.00		0.00	0.00	0.00			0	0.000	
Total and Average			56,344,985.96		52,378,235.79	52,378,235.79	52,378,235.79			1	5.480	

PALM DESERT HOUSING AUTHORITY
Portfolio Management
Portfolio Details - Cash
August 31, 2023

CUSIP	Investment #	Issuer	Average Balance	Purchase Date	Par Value	Market Value	Book Value	Stated Rate	Moody's	Days to Mat./Call	YTM/C 365
CHECKING											
SYS25015	25015	HOUSING AUTH CHECKING			0.00	0.00	0.00			1	0.000
SYS9204	HSG104	HOUSING AUTH CHECKING		05/29/2023	0.00	0.00	0.00			1	0.000
SYS25016	25016	HOUSING AUTH TRUST		07/01/2020	0.00	0.00	0.00			1	0.000
SYS6375	WFHSG113	WELLS FARGO BANK		06/01/2023	3,755,747.66	3,755,747.66	3,755,747.66		A1	1	0.000
SYS6367	WFHSGT	WELLS FARGO BANK		06/01/2023	498,798.50	498,798.50	498,798.50		A1	1	0.000
		Average Balance	0.00							1	
Total Cash and Investments			56,344,985.96		56,632,781.95	56,632,781.95	56,632,781.95			1	5.480

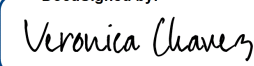
**RDA SUCCESSOR AGENCY
Portfolio Management
Portfolio Summary
August 31, 2023**

Investments	Par Value	Market Value	Book Value	% of Portfolio	Days to Mat./Call	Term	YTM/C 365 Equiv.
RIVERSIDE COUNTY POOL	343.41	343.41	343.41	0.00	1	1	3.860
CAMP	6,028.17	6,028.17	6,028.17	0.05	1	1	5.520
LAIF	762.35	762.35	762.35	0.01	1	1	3.434
TRUSTEE CASH BALANCES - MMA	12,468,069.07	12,468,069.07	12,468,069.07	99.93	1	1	0.000
TRUSTEE CASH BALANCES - GF	1,544.91	1,544.91	1,544.91	0.01	1	1	5.020
Investments	12,476,747.91	12,476,747.91	12,476,747.91	100.00%	1	1	0.004

Cash							
Passbook/Checking (not included in yield calculations)	9,628,518.02	9,628,518.02	9,628,518.02		1	1	0.000
Total Cash and Investments	22,105,265.93	22,105,265.93	22,105,265.93		1	1	0.004

Total Earnings	August 31 Month Ending
Current Year	37.99
Average Daily Balance	40,094,571.73
Effective Rate of Return	0.00%

This investment portfolio is in compliance with the provisions of California Government Code Section 53601 and the City of Palm Desert investment policy. Pursuant to ABX126, the availability of cash to fund the Palm Desert RDA Successor Agency's debt service is dependent upon the County of Riverside and the State of California. All balances are bank balances. The "% of Portfolio" calculation on the Portfolio Summary page omits demand deposits.

DocuSigned by:

 BE46F4F325A44A2...
 Veronica Chavez, Finance Director

9/21/2023

Reporting period 08/01/2023-08/31/2023

Run Date: 09/20/2023 - 15:55

No fiscal year history available

Portfolio RDAS
AP
PM (PRF_PM1) 7.3.11
Report Ver. 7.3.11

RDA SUCCESSOR AGENCY
Portfolio Management
Portfolio Details - Investments
August 31, 2023

CUSIP	Investment #	Issuer	Average Balance	Purchase Date	Par Value	Market Value	Book Value	Stated Rate	Moody's	Days to Mat./Call	YTM/C 365	Maturity Date
RIVERSIDE COUNTY POOL												
052470	052470	POOLED INVESTMENT FUND		07/01/2020	343.41	343.41	343.41	3.860	Aaa	1	3.860	
Subtotal and Average			343.41		343.41	343.41	343.41			1	3.860	
CAMP												
SYS578	578	C.A.M.P. POOL (RDA S.A.)			6,028.17	6,028.17	6,028.17	5.520		1	5.520	
Subtotal and Average			6,000.96		6,028.17	6,028.17	6,028.17			1	5.520	
LAIF												
SYS604	604	L.A.I.F. (RDA S.A.)		07/01/2020	762.35	762.35	762.35	3.434		1	3.434	
Subtotal and Average			762.35		762.35	762.35	762.35			1	3.434	
TRUSTEE CASH BALANCES - MMA												
247394001-U	830	U.S. BANK MONEY MARKET ACCOUNT		07/01/2020	0.05	0.05	0.05		P-1	1	0.000	
247394003-U	832	U.S. BANK MONEY MARKET ACCOUNT		07/01/2020	0.00	0.00	0.00	0.010	P-1	1	0.010	
247394002-U	833	U.S. BANK MONEY MARKET ACCOUNT			1.03	1.03	1.03		P-1	1	0.000	
247394000-U	834	U.S. BANK MONEY MARKET ACCOUNT			414,244.01	414,244.01	414,244.01		P-1	1	0.000	
236781002-U	837	U.S. BANK MONEY MARKET ACCOUNT			14.42	14.42	14.42		P-1	1	0.000	
236781003-U	838	U.S. BANK MONEY MARKET ACCOUNT		07/01/2020	0.00	0.00	0.00	0.010	P-1	1	0.010	
236781000-U	839	U.S. BANK MONEY MARKET ACCOUNT			7,343,275.75	7,343,275.75	7,343,275.75		P-1	1	0.000	
253446003-U	842	U.S. BANK MONEY MARKET ACCOUNT		07/01/2020	0.00	0.00	0.00	0.010	P-1	1	0.010	
253446002-U	843	U.S. BANK MONEY MARKET ACCOUNT			7.66	7.66	7.66		P-1	1	0.000	
253446000-U	844	U.S. BANK MONEY MARKET ACCOUNT			2,040,491.33	2,040,491.33	2,040,491.33		P-1	1	0.000	
253446001-U	845	U.S. BANK MONEY MARKET ACCOUNT		07/01/2020	0.41	0.41	0.41		P-1	1	0.000	
224324000-U	853	U.S. BANK MONEY MARKET ACCOUNT			2,670,011.00	2,670,011.00	2,670,011.00		P-1	1	0.000	
224324001-U	855	U.S. BANK MONEY MARKET ACCOUNT		07/01/2020	0.79	0.79	0.79		P-1	1	0.000	
224324002-U	856	U.S. BANK MONEY MARKET ACCOUNT			22.55	22.55	22.55		P-1	1	0.000	
224324003-U	857	U.S. BANK MONEY MARKET ACCOUNT		07/01/2020	0.00	0.00	0.00	0.010	P-1	1	0.010	
236781001-U	881	U.S. BANK MONEY MARKET ACCOUNT		09/01/2020	0.07	0.07	0.07		P-1	1	0.000	
Subtotal and Average			12,468,067.36		12,468,069.07	12,468,069.07	12,468,069.07			1	0.000	
TRUSTEE CASH BALANCES - GF												
277861000-G	811	GOLDMAN SACHS GOVERNMENT FUND			1,544.91	1,544.91	1,544.91	5.020	Aaa	1	5.020	
277861001-G	812	GOLDMAN SACHS GOVERNMENT FUND			0.00	0.00	0.00	0.030	Aaa	1	0.030	
277861002-G	813	GOLDMAN SACHS GOVERNMENT FUND		07/01/2020	0.00	0.00	0.00	0.030	Aaa	1	0.030	
277861003-G	814	GOLDMAN SACHS GOVERNMENT FUND		07/01/2020	0.00	0.00	0.00	0.030	Aaa	1	0.030	

**RDA SUCCESSOR AGENCY
Portfolio Management
Portfolio Details - Investments
August 31, 2023**

CUSIP	Investment #	Issuer	Average Balance	Purchase Date	Par Value	Market Value	Book Value	Stated Rate	Moody's	Days to Mat./Call	YTM/C 365
Subtotal and Average			1,544.91		1,544.91	1,544.91	1,544.91			1	5.020
Total and Average			40,094,571.73		12,476,747.91	12,476,747.91	12,476,747.91			1	0.004

RDA SUCCESSOR AGENCY
Portfolio Management
Portfolio Details - Cash
August 31, 2023

CUSIP	Investment #	Issuer	Average Balance	Purchase Date	Par Value	Market Value	Book Value	Stated Rate	Moody's	Days to Mat./Call	YTM/C 365
CHECKING ACCOUNTS											
SYS582	582	RDA SUCCESSOR AGENCY			0.00	0.00	0.00			1	0.000
SYS4021	RDA106	RDA SUCCESSOR AGENCY		06/01/2023	9,622,988.82	9,622,988.82	9,622,988.82			1	0.000
SYS899	WFRDA899	RDA SUCCESSOR AGENCY		08/01/2023	5,529.20	5,529.20	5,529.20		Aa	1	0.000
		Average Balance	0.00							1	
		Total Cash and Investments	40,094,571.73		22,105,265.93	22,105,265.93	22,105,265.93			1	0.004



Customer Service
PO Box 11813
Harrisburg, PA 17108-1813

ACCOUNT STATEMENT

For the Month Ending
August 31, 2023

CITY OF PALM DESERT

Client Management Team

Jeremy King

Key Account Manager
213 Market Street
Harrisburg, PA 17101-2141
1-800-729-7665
kingj@pfmam.com

Rachael Miller

Client Consultant
213 Market Street
Harrisburg, PA 17101-2141
1-800-729-7665
millerr@pfmam.com

Contents

- Cover/Disclosures
- Summary Statement
- Individual Accounts

Accounts included in Statement

553-00	CITY OF PALM DESERT
553-04	DESERT WILLOW GOLF RESORT
553-06	PALM DESERT HOUSING AUTHORITY
553-08	RDA SUCCESSOR AGENCY -- PALM DESERT

Important Messages

CAMP will be closed on 09/04/2023 for Labor Day.
CAMP will be closed on 10/09/2023 for Columbus Day.

CITY OF PALM DESERT
MITCHELL ARBAUGH
73-510 FRED WARING DR
PALM DESERT, CA 92260

Online Access www.camponline.com

Customer Service 1-800-729-7665



Account Statement

For the Month Ending August 31, 2023

Important Disclosures

Important Disclosures

This statement is for general information purposes only and is not intended to provide specific advice or recommendations. PFM Asset Management LLC ("PFMAM") is an investment adviser registered with the U.S. Securities and Exchange Commission and a subsidiary of U.S. Bancorp Asset Management, Inc. ("USBAM"). USBAM is a subsidiary of U.S. Bank National Association ("U.S. Bank"). U.S. Bank is a separate entity and subsidiary of U.S. Bancorp. U.S. Bank is not responsible for and does not guarantee the products, services or performance of PFMAM. PFMAM maintains a written disclosure statement of our background and business experience. If you would like to receive a copy of our current disclosure statement, please contact Service Operations at the address below.

Proxy Voting PFMAM does not normally receive proxies to vote on behalf of its clients. However, it does on occasion receive consent requests. In the event a consent request is received the portfolio manager contacts the client and then proceeds according to their instructions. PFMAM's Proxy Voting Policy is available upon request by contacting Service Operations at the address below.

Questions About an Account PFMAM's monthly statement is intended to detail our investment advisory activity as well as the activity of any accounts held by clients in pools that are managed by PFMAM. The custodian bank maintains the control of assets and executes (i.e., settles) all investment transactions. The custodian statement is the official record of security and cash holdings and transactions. PFMAM recognizes that clients may use these reports to facilitate record keeping and that the custodian bank statement and the PFMAM statement should be reconciled and differences resolved. Many custodians use a settlement date basis which may result in the need to reconcile due to a timing difference.

Account Control PFMAM does not have the authority to withdraw funds from or deposit funds to the custodian outside the scope of services provided by PFMAM. Our clients retain responsibility for their internal accounting policies; implementing and enforcing internal controls and generating ledger entries or otherwise recording transactions.

Market Value Generally, PFMAM's market prices are derived from closing bid prices as of the last business day of the month as supplied by Refinitiv or Bloomberg. For certain short-term investments or where prices are not available from generally recognized sources the securities are priced using a yield-based matrix system to arrive at an estimated market value. Prices that fall between data points are interpolated. Non-negotiable FDIC-insured bank certificates of deposit are priced at par. Although PFMAM believes the prices to be reliable, the values of the securities may not represent the prices at which the securities could have been bought or sold. Explanation of the valuation methods for a registered investment company or local government investment program is contained in the appropriate fund offering documentation or information statement.

Amortized Cost The original cost of the principal of the security is adjusted for the amount of the periodic reduction of any discount or premium from the purchase date until the date of the report. Discount or premium with respect to short term securities (those with less than one year to maturity at time of issuance) is amortized on a straightline basis. Such discount or premium with respect to longer term securities is amortized using the constant yield basis.

Tax Reporting Cost data and realized gains / losses are provided for informational purposes only. Please review for accuracy and consult your tax advisor to determine the tax consequences of your security transactions. PFMAM does not report such information to the IRS or other taxing authorities and is not responsible for the accuracy of such information that may be required to be reported to federal, state or other taxing authorities.

Financial Situation In order to better serve you, PFMAM should be promptly notified of any material change in your investment objective or financial situation.

Callable Securities Securities subject to redemption prior to maturity may be redeemed in whole or in part before maturity, which could affect the yield represented.

Portfolio The securities in this portfolio, including shares of mutual funds, are not guaranteed or otherwise protected by PFMAM, the FDIC (except for certain non-negotiable certificates of deposit) or any government agency. Investment in securities involves risks, including the possible loss of the amount invested. Actual settlement values, accrued interest, and amortized cost amounts may vary for securities subject to an adjustable interest rate or subject to principal paydowns. Any changes to the values shown may be reflected within the next monthly statement's beginning values.

Rating Information provided for ratings is based upon a good faith inquiry of selected sources, but its accuracy and completeness cannot be guaranteed.

Shares of some local government investment programs and TERM funds are marketed through representatives of PFMAM's affiliate, PFM Fund Distributors, Inc. which is registered with the SEC as a broker/dealer and is a member of the Financial Industry Regulatory Authority ("FINRA") and the Municipal Securities Rulemaking Board ("MSRB"). You may reach the FINRA by calling the FINRA Hotline at 1-800-289-9999 or at the FINRA website address <https://www.finra.org/investors/investor-contacts>. A brochure describing the FINRA Regulation Public Disclosure Program is also available from FINRA upon request.

Key Terms and Definitions

Dividends on local government investment program funds consist of interest earned, plus any discount ratably amortized to the date of maturity, plus all realized gains and losses on the sale of securities prior to maturity, less ratably amortization of any premium and all accrued expenses to the fund. Dividends are accrued daily and may be paid either monthly or quarterly. The monthly earnings on this statement represent the estimated dividend accrued for the month for any program that distributes earnings on a quarterly basis. There is no guarantee that the estimated amount will be paid on the actual distribution date.

Current Yield is the net change, exclusive of capital changes and income other than investment income, in the value of a hypothetical fund account with a balance of one share over the seven-day base period including the statement date, expressed as a percentage of the value of one share (normally \$1.00 per share) at the beginning of the seven-day period. This resulting net change in account value is then annualized by multiplying it by

365 and dividing the result by 7. The yields quoted should not be considered a representation of the yield of the fund in the future, since the yield is not fixed. **Average maturity** represents the average maturity of all securities and investments of a portfolio, determined by multiplying the par or principal value of each security or investment by its maturity (days or years), summing the products, and dividing the sum by the total principal value of the portfolio. The stated maturity date of mortgage backed or callable securities are used in this statement. However the actual maturity of these securities could vary depending on the level or prepayments on the underlying mortgages or whether a callable security has or is still able to be called.

Monthly distribution yield represents the net change in the value of one share (normally \$1.00 per share) resulting from all dividends declared during the month by a fund expressed as a percentage of the value of one share at the beginning of the month. This resulting net change is then annualized by multiplying it by 365 and dividing it by the number of calendar days in the month.

YTM at Cost The yield to maturity at cost is the expected rate of return, based on the original cost, the annual interest receipts, maturity value and the time period from purchase date to maturity, stated as a percentage, on an annualized basis.

YTM at Market The yield to maturity at market is the rate of return, based on the current market value, the annual interest receipts, maturity value and the time period remaining until maturity, stated as a percentage, on an annualized basis.

Managed Account A portfolio of investments managed discretely by PFMAM according to the client's specific investment policy and requirements. The investments are directly owned by the client and held by the client's custodian.

Unsettled Trade A trade which has been executed however the final consummation of the security transaction and payment has not yet taken place.

Please review the detail pages of this statement carefully. If you think your statement is wrong, missing account information, or if you need more information about a transaction, please contact PFMAM within 60 days of receipt. If you have other concerns or questions regarding your account, or to request an updated copy of PFMAM's current disclosure statement, please contact a member of your client management team at PFMAM Service Operations at the address below.

PFM Asset Management LLC
Attn: Service Operations
213 Market Street
Harrisburg, PA 17101

NOT FDIC INSURED NO BANK GUARANTEE MAY LOSE VALUE



Consolidated Summary Statement

Account Statement

For the Month Ending **August 31, 2023**

CITY OF PALM DESERT

Portfolio Summary

Portfolio Holdings	Cash Dividends and Income	Closing Market Value	Current Yield
CAMP Pool	1,038,014.34	230,943,664.87	5.54 %
Total	\$1,038,014.34	\$230,943,664.87	

Investment Allocation

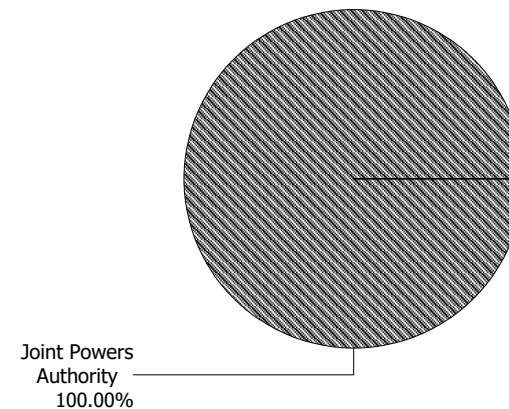
Investment Type	Closing Market Value	Percent
Joint Powers Authority	230,943,664.87	100.00
Total	\$230,943,664.87	100.00%

Maturity Distribution (Fixed Income Holdings)

Portfolio Holdings	Closing Market Value	Percent
Under 30 days	230,943,664.87	100.00
31 to 60 days	0.00	0.00
61 to 90 days	0.00	0.00
91 to 180 days	0.00	0.00
181 days to 1 year	0.00	0.00
1 to 2 years	0.00	0.00
2 to 3 years	0.00	0.00
3 to 4 years	0.00	0.00
4 to 5 years	0.00	0.00
Over 5 years	0.00	0.00
Total	\$230,943,664.87	100.00%

Weighted Average Days to Maturity 1

Sector Allocation





Account Statement

For the Month Ending **August 31, 2023**

Consolidated Summary Statement

CITY OF PALM DESERT

Account Number	Account Name	Opening Market Value	Purchases / Deposits	Redemptions / Sales / Maturities	Unsettled Trades	Change in Value	Closing Market Value	Cash Dividends and Income
553-00	CITY OF PALM DESERT	155,135,651.23	20,778,689.21	0.00	0.00	0.00	175,914,340.44	778,689.21
553-04	DESERT WILLOW GOLF RESORT	4,373,489.69	19,588.94	(750,000.00)	0.00	0.00	3,643,078.63	19,588.94
553-06	PALM DESERT HOUSING AUTHORITY	51,140,509.56	239,708.07	0.00	0.00	0.00	51,380,217.63	239,708.07
553-08	RDA SUCCESSOR AGENCY -- PALM DESERT	6,000.05	28.12	0.00	0.00	0.00	6,028.17	28.12
Total		\$210,655,650.53	\$21,038,014.34	(\$750,000.00)	\$0.00	\$0.00	\$230,943,664.87	\$1,038,014.34



Account Statement - Transaction Summary

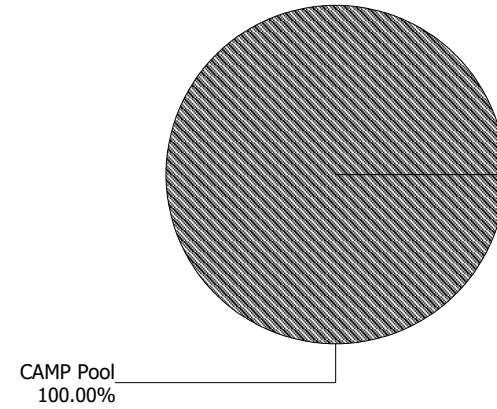
For the Month Ending **August 31, 2023**

CITY OF PALM DESERT - CITY OF PALM DESERT - 553-00

CAMP Pool	
Opening Market Value	155,135,651.23
Purchases	20,778,689.21
Redemptions	0.00
Unsettled Trades	0.00
Change in Value	0.00
Closing Market Value	\$175,914,340.44
Cash Dividends and Income	778,689.21

Asset Summary		
	August 31, 2023	July 31, 2023
CAMP Pool	175,914,340.44	155,135,651.23
Total	\$175,914,340.44	\$155,135,651.23

Asset Allocation





Account Statement

For the Month Ending **August 31, 2023**

CITY OF PALM DESERT - CITY OF PALM DESERT - 553-00

Trade Date	Settlement Date	Transaction Description	Share or Unit Price	Dollar Amount of Transaction	Total Shares Owned
CAMP Pool					
Opening Balance					155,135,651.23
08/15/23	08/15/23	Purchase - Incoming Wires	1.00	20,000,000.00	175,135,651.23
08/31/23	09/01/23	Accrual Income Div Reinvestment - Distributions	1.00	778,689.21	175,914,340.44
Closing Balance					175,914,340.44

	Month of August	Fiscal YTD January-August
Opening Balance	155,135,651.23	50,226,466.12
Purchases	20,778,689.21	125,687,874.32
Redemptions (Excl. Checks)	0.00	0.00
Check Disbursements	0.00	0.00
Closing Balance	175,914,340.44	175,914,340.44
Cash Dividends and Income	778,689.21	4,687,874.32

Closing Balance	175,914,340.44
Average Monthly Balance	166,128,512.17
Monthly Distribution Yield	5.52%



Account Statement - Transaction Summary

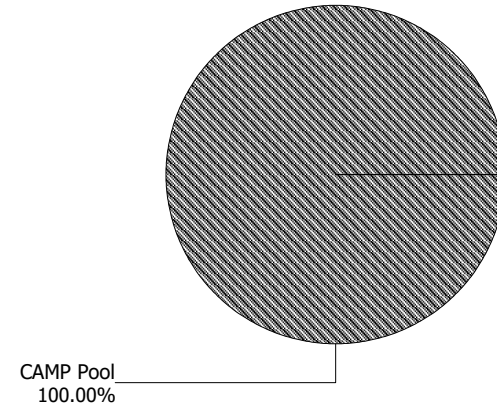
For the Month Ending **August 31, 2023**

CITY OF PALM DESERT - DESERT WILLOW GOLF RESORT - 553-04

CAMP Pool	
Opening Market Value	4,373,489.69
Purchases	19,588.94
Redemptions	(750,000.00)
Unsettled Trades	0.00
Change in Value	0.00
Closing Market Value	\$3,643,078.63
Cash Dividends and Income	19,588.94

Asset Summary		
	August 31, 2023	July 31, 2023
CAMP Pool	3,643,078.63	4,373,489.69
Total	\$3,643,078.63	\$4,373,489.69

Asset Allocation	
CAMP Pool	100.00%





Account Statement

For the Month Ending **August 31, 2023**

CITY OF PALM DESERT - DESERT WILLOW GOLF RESORT - 553-04

Trade Date	Settlement Date	Transaction Description	Share or Unit Price	Dollar Amount of Transaction	Total Shares Owned
CAMP Pool					
Opening Balance					4,373,489.69
08/24/23	08/24/23	Redemption - Outgoing Wires	1.00	(750,000.00)	3,623,489.69
08/31/23	09/01/23	Accrual Income Div Reinvestment - Distributions	1.00	19,588.94	3,643,078.63
Closing Balance					3,643,078.63

	Month of August	Fiscal YTD January-August		
Opening Balance	4,373,489.69	2,268,786.14	Closing Balance	3,643,078.63
Purchases	19,588.94	2,124,292.49	Average Monthly Balance	4,180,573.20
Redemptions (Excl. Checks)	(750,000.00)	(750,000.00)	Monthly Distribution Yield	5.52%
Check Disbursements	0.00	0.00		
Closing Balance	3,643,078.63	3,643,078.63		
Cash Dividends and Income	19,588.94	124,292.49		



Account Statement - Transaction Summary

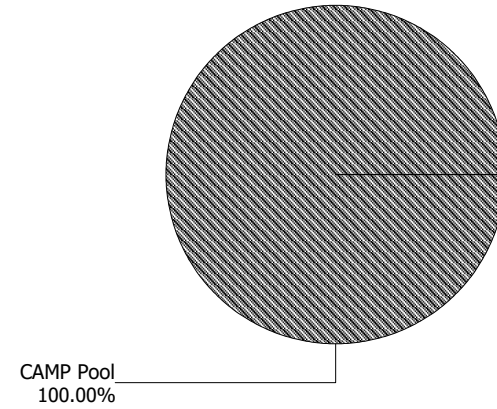
For the Month Ending **August 31, 2023**

CITY OF PALM DESERT - PALM DESERT HOUSING AUTHORITY - 553-06

CAMP Pool	
Opening Market Value	51,140,509.56
Purchases	239,708.07
Redemptions	0.00
Unsettled Trades	0.00
Change in Value	0.00
Closing Market Value	\$51,380,217.63
Cash Dividends and Income	239,708.07

Asset Summary		
	August 31, 2023	July 31, 2023
CAMP Pool	51,380,217.63	51,140,509.56
Total	\$51,380,217.63	\$51,140,509.56

Asset Allocation	
CAMP Pool	100.00%





Account Statement

For the Month Ending **August 31, 2023**

CITY OF PALM DESERT - PALM DESERT HOUSING AUTHORITY - 553-06

Trade Date	Settlement Date	Transaction Description	Share or Unit Price	Dollar Amount of Transaction	Total Shares Owned
CAMP Pool					
Opening Balance					51,140,509.56
08/31/23	09/01/23	Accrual Income Div Reinvestment - Distributions	1.00	239,708.07	51,380,217.63
Closing Balance					51,380,217.63

	Month of August	Fiscal YTD January-August
Opening Balance	51,140,509.56	49,689,260.13
Purchases	239,708.07	1,690,957.50
Redemptions (Excl. Checks)	0.00	0.00
Check Disbursements	0.00	0.00
Closing Balance	51,380,217.63	51,380,217.63
Cash Dividends and Income	239,708.07	1,690,957.50

Closing Balance	51,380,217.63
Average Monthly Balance	51,148,242.08
Monthly Distribution Yield	5.52%



Account Statement - Transaction Summary

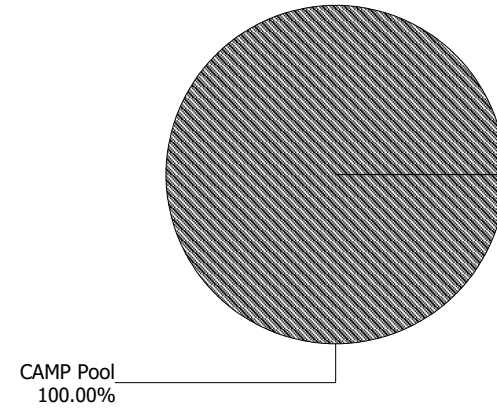
For the Month Ending **August 31, 2023**

CITY OF PALM DESERT - RDA SUCCESSOR AGENCY -- PALM DESERT - 553-08

CAMP Pool	
Opening Market Value	6,000.05
Purchases	28.12
Redemptions	0.00
Unsettled Trades	0.00
Change in Value	0.00
Closing Market Value	\$6,028.17
Cash Dividends and Income	28.12

Asset Summary		
	August 31, 2023	July 31, 2023
CAMP Pool	6,028.17	6,000.05
Total	\$6,028.17	\$6,000.05

Asset Allocation





Account Statement

For the Month Ending **August 31, 2023**

CITY OF PALM DESERT - RDA SUCCESSOR AGENCY -- PALM DESERT - 553-08

Trade Date	Settlement Date	Transaction Description	Share or Unit Price	Dollar Amount of Transaction	Total Shares Owned
CAMP Pool					
Opening Balance					6,000.05
08/31/23	09/01/23	Accrual Income Div Reinvestment - Distributions	1.00	28.12	6,028.17
Closing Balance					6,028.17

	Month of August	Fiscal YTD January-August		
Opening Balance	6,000.05	5,829.79	Closing Balance	6,028.17
Purchases	28.12	198.38	Average Monthly Balance	6,000.96
Redemptions (Excl. Checks)	0.00	0.00	Monthly Distribution Yield	5.52%
Check Disbursements	0.00	0.00		
Closing Balance	6,028.17	6,028.17		
Cash Dividends and Income	28.12	198.38		

California State Treasurer *Fiona Ma, CPA*



Local Agency Investment Fund
P.O. Box 942809
Sacramento, CA 94209-0001
(916) 653-3001

September 12, 2023

[LAIF Home](#)
[PMIA Average Monthly Yields](#)

CITY OF PALM DESERT

CITY TREASURER
73-510 FRED WARING DRIVE
PALM DESERT, CA 92260-2578

[Tran Type Definitions](#)

Account Number: 98-33-621

August 2023 Statement

Effective Date	Transaction Date	Tran Type	Confirm Number	Web Confirm Number	Authorized Caller	Amount
8/14/2023	8/10/2023	RW	1737422	1697813	JAMES BOUNDS	-20,000,000.00

Account Summary

Total Deposit:	0.00	Beginning Balance:	20,817,543.64
Total Withdrawal:	-20,000,000.00	Ending Balance:	817,543.64

California State Treasurer
Fiona Ma, CPA



Local Agency Investment Fund
P.O. Box 942809
Sacramento, CA 94209-0001
(916) 653-3001

September 12, 2023

[LAIF Home](#)
[PMIA Average Monthly Yields](#)

PALM DESERT HOUSING AUTHORITY

CITY TREASURER
73-510 FRED WARING DRIVE
PALM DESERT, CA 92260-2578

[Tran Type Definitions](#)

Account Number: 25-33-003

August 2023 Statement

Account Summary

Total Deposit:	0.00	Beginning Balance:	998,018.16
Total Withdrawal:	0.00	Ending Balance:	998,018.16

California State Treasurer *Fiona Ma, CPA*



Local Agency Investment Fund
P.O. Box 942809
Sacramento, CA 94209-0001
(916) 653-3001

September 12, 2023

[LAIF Home](#)
[PMIA Average Monthly Yields](#)

S/A TO THE PALM DESERT REDEVELOPMENT
AGENCY
FINANCE DIRECTOR
73-510 FRED WARING DRIVE
PALM DESERT, CA 92260-2578

[Tran Type Definitions](#)

Account Number: 65-33-023

August 2023 Statement

Account Summary

Total Deposit:	0.00	Beginning Balance:	762.35
Total Withdrawal:	0.00	Ending Balance:	762.35

Fund Summary Report

Parameters: Query: Fund Summary
 Bank: oneof
 Account Number: oneof 052460, 052470
 Counterparty: equalto

Run Date: 06-Sep-2023 07:58:47 AM

User: Susan

From : 01-Aug-2023

To : 31-Aug-2023

As at : 06-Sep-2023

Balance Calculation Based On: Value Date

Account Number	Account Name	Balance Forward	Total Receipts	Total Payments	Total
052460	City Of Palm Desert	\$2,697,698.66	\$0.00	\$0.00	\$2,697,698.66
052470	RDA Successor Agcy Palm Desert	\$343.41	\$0.00	\$0.00	\$343.41

Grand Total: \$2,698,042.07 \$0.00 \$0.00 \$2,698,042.07