



# City of Palm Desert

## Investments Summary September 1<sup>st</sup> through October 31<sup>st</sup>, 2023

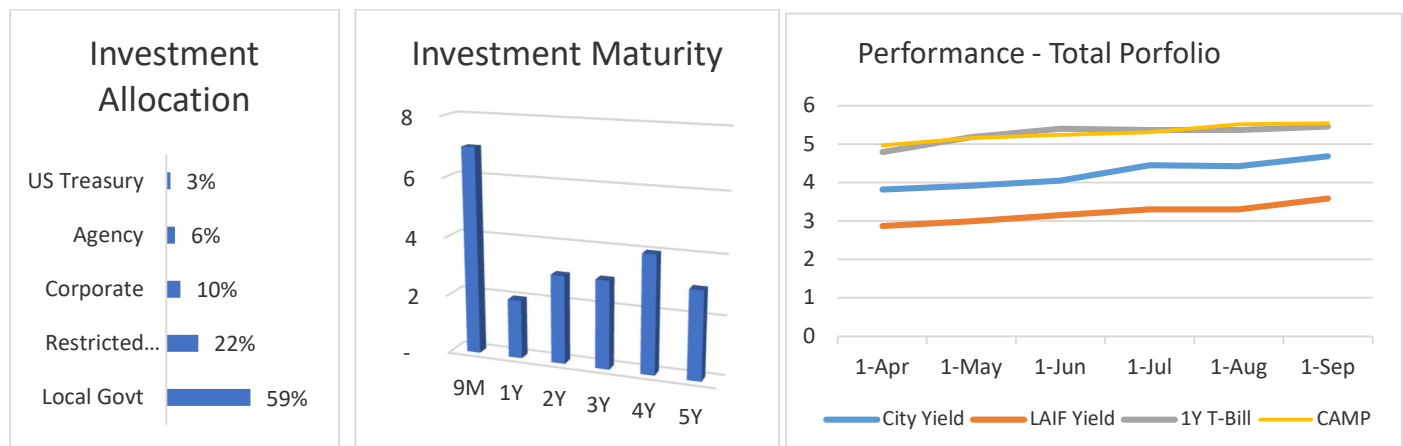
The City's investment portfolio is detailed below. Investment transactions were executed in accordance with the California State Government Code, the City's Investment Policy and all bond indentures.

### Investment Portfolio:

Asset Class	Beginning Book Value 9/1/2023	Purchases & Deposits	Redemptions & Withdrawals	Ending Book Value 10/31/2023	% of Portfolio
Agencies	\$ 30.98	\$ -	\$ 12.00	\$ 18.98	6%
Corporates	\$ 30.00	\$ -	\$ -	\$ 30.00	9%
US Treasury	\$ -	\$ 8.87	\$ -	\$ 8.87	3%
CAMP Pool	\$ 179.56	\$ 1.62	\$ 5.50	\$ 175.68	56%
LAIF Pool	\$ 0.82	\$ 0.09	\$ -	\$ 0.91	0%
County Pool	\$ 2.70	\$ 0.02	\$ -	\$ 2.72	1%
Custodian ®	\$ 65.15	\$ 0.56	\$ 0.47	\$ 65.25	21%
Trustee ®	\$ 5.14	\$ 0.01	\$ 2.20	\$ 2.95	1%
Cash	\$ 5.78	\$ 36.19	\$ 31.18	\$ 10.79	3%
<b>Total</b>	<b>\$ 320.13</b>	<b>\$ 47.37</b>	<b>\$ 51.35</b>	<b>\$ 316.15</b>	<b>100%</b>

Cash Deposit and Withdrawal amounts include sweep account transfers which earned at a fund Yield of 4.69% in September and 4.28% in October. Major changes to the portfolio include transferring \$5M from CAMP to Wells Fargo checking, California sales tax of \$3.5 M, Maturity of Investments totaling \$12M, and Measure A of \$0.83 M received by the City.

### Portfolio Allocations, Maturities and Performance:



**CITY OF PALM DESERT**  
**Portfolio Management**  
**Portfolio Summary**  
**October 31, 2023**

Investments	Par Value	Market Value	Book Value	% of Portfolio	Days to Mat./Call	Term	YTM/C 365 Equiv.
US TREASURY - COUPON	9,425,000.00	8,833,039.08	8,866,373.39	2.90	1,342	1,358	4.799
CAMP	175,678,475.07	175,678,475.07	175,678,475.07	57.53	1	1	5.560
FEDERAL AGENCY - COUPON	8,000,000.00	7,830,852.00	7,999,862.69	2.62	159	923	0.502
LAIF	911,067.51	911,067.51	911,067.51	0.30	1	1	3.670
FEDERAL AGENCY - CALLABLE	11,000,000.00	10,597,869.00	10,988,642.92	3.60	270	1,041	0.468
TRUSTEE CASH BALANCES	2,951,791.65	2,951,791.65	2,951,791.65	0.97	1	1	0.303
MEDIUM-TERM NOTES	30,000,000.00	29,257,182.00	29,998,151.28	9.82	527	1,118	2.917
CUSTODIAN PROJECT FUNDS	65,248,670.63	65,248,670.63	65,248,670.63	21.37	1	1	5.230
RIVERSIDE COUNTY POOL	2,722,329.42	2,722,329.42	2,722,329.42	0.89	1	1	4.070
	<b>305,937,334.28</b>	<b>304,031,276.36</b>	<b>305,365,364.56</b>	<b>100.00%</b>	<b>105</b>	<b>212</b>	<b>4.822</b>
<b>Investments</b>							
<b>Cash and Accrued Interest</b>							
Passbook/Checking (not included in yield calculations)	10,694,248.91	10,694,248.91	10,694,248.91		1	1	0.000
Accrued Interest at Purchase		95,001.93	95,001.93				
Subtotal		10,789,250.84	10,789,250.84				
<b>Total Cash and Investments</b>	<b>316,631,583.19</b>	<b>314,820,527.20</b>	<b>316,154,615.40</b>		<b>105</b>	<b>212</b>	<b>4.822</b>

Total Earnings	October 31	Month Ending
Current Year	1,136,082.39	
<b>Average Daily Balance</b>	<b>312,610,841.24</b>	
<b>Effective Rate of Return</b>	<b>4.28%</b>	

This investment portfolio is in compliance with the provisions of California Government Code Section 53601 and the City of Palm Desert investment policy. Barring unforeseen events, it has sufficient cash to fund its expenditures for the next six months. US Bank Custody Services has provided market value prices for all corporate securities. All balances are bank balances. The "% of Portfolio" calculation on the Portfolio Summary page omits demand deposits.

*Veronica Chavez*  
 BE46F4F325A44A2...  
 11/21/2023  
 Veronica Chavez, Finance Director

Reporting period 10/01/2023-10/31/2023

Run Date: 11/20/2023 - 10:53

No fiscal year history available

Portfolio CITY  
 AP  
 PM (PRF\_PM1) 7.3.11  
 Report Ver. 7.3.11

**CITY OF PALM DESERT**  
**Portfolio Management**  
**Portfolio Details - Investments**  
**October 31, 2023**

CUSIP	Investment #	Issuer	Average Balance	Purchase Date	Par Value	Market Value	Book Value	Stated Rate	Moody's	YTM/C 365	Days to Mat./Call	Maturity Date
<b>US TREASURY - COUPON</b>												
91282CHU8	793	UNITED STATES TREASURY		10/12/2023	1,000,000.00	985,625.00	989,349.87	4.375	Aaa	4.790	1,018	08/15/2026
91282CCE9	794	UNITED STATES TREASURY		10/12/2023	1,150,000.00	980,734.38	991,123.91	1.250	Aaa	4.638	1,673	05/31/2028
91282CFB2	795	UNITED STATES TREASURY		10/12/2023	1,075,000.00	997,062.50	1,004,103.87	2.750	Aaa	4.694	1,368	07/31/2027
91282CFU0	796	UNITED STATES TREASURY		10/16/2023	1,000,000.00	972,812.50	978,555.32	4.125	Aaa	4.722	1,460	10/31/2027
91282CHM6	797	UNITED STATES TREASURY		10/16/2023	1,000,000.00	988,906.20	991,082.07	4.500	Aaa	4.859	987	07/15/2026
91282CBZ3	798	UNITED STATES TREASURY		10/16/2023	1,150,000.00	983,789.12	991,710.38	1.250	Aaa	4.686	1,642	04/30/2028
91282CHH7	799	UNITED STATES TREASURY		10/20/2023	1,000,000.00	980,000.00	978,203.01	4.125	Aaa	5.026	957	06/15/2026
91282CHK0	800	UNITED STATES TREASURY		10/20/2023	1,000,000.00	965,312.50	964,857.01	4.000	Aaa	4.854	1,703	06/30/2028
91282CEN7	801	UNITED STATES TREASURY		10/20/2023	1,050,000.00	978,796.88	977,387.95	2.750	Aaa	4.931	1,276	04/30/2027
<b>Subtotal and Average</b>			<b>4,582,825.13</b>		<b>9,425,000.00</b>	<b>8,833,039.08</b>	<b>8,866,373.39</b>			<b>4.799</b>	<b>1,342</b>	
<b>CAMP</b>												
SYS13	13	C.A.M.P. POOL (CITY)			172,504,025.07	172,504,025.07	172,504,025.07	5.560		5.560	1	
SYS12444	12444	C.A.M.P. POOL (DESERT WILLOW)			3,174,450.00	3,174,450.00	3,174,450.00	5.560		5.560	1	
<b>Subtotal and Average</b>			<b>174,879,873.46</b>		<b>175,678,475.07</b>	<b>175,678,475.07</b>	<b>175,678,475.07</b>			<b>5.560</b>	<b>1</b>	
<b>U.S. BANK / LAIF BOND PROCEEDS</b>												
252026003	12-33-084	LOCAL AGENCY INVESTMENT FUND			0.00	0.00	0.00	0.203		0.203	1	
<b>Subtotal and Average</b>			<b>0.00</b>		<b>0.00</b>	<b>0.00</b>	<b>0.00</b>			<b>0.000</b>	<b>0</b>	
<b>FEDERAL AGENCY - COUPON</b>												
3130ANAC4	664	FEDERAL HOME LOAN BANK		07/28/2021	3,000,000.00	2,856,207.00	2,999,862.69	0.500	Aaa	0.505	362	10/28/2024
3130APR72	710	FEDERAL HOME LOAN BANK		11/04/2021	5,000,000.00	4,974,645.00	5,000,000.00	0.500	Aaa	0.500	37	12/08/2023
<b>Subtotal and Average</b>			<b>9,451,404.16</b>		<b>8,000,000.00</b>	<b>7,830,852.00</b>	<b>7,999,862.69</b>			<b>0.502</b>	<b>159</b>	
<b>LAIF</b>												
12000	12000	LOCAL AGENCY INVESTMENT FUND			911,067.51	911,067.51	911,067.51	3.670		3.670	1	
<b>Subtotal and Average</b>			<b>874,864.72</b>		<b>911,067.51</b>	<b>911,067.51</b>	<b>911,067.51</b>			<b>3.670</b>	<b>1</b>	
<b>FEDERAL AGENCY - CALLABLE</b>												
3133EMLP5	668	FEDERAL FARM CREDIT BANK		09/14/2021	5,000,000.00	4,716,930.00	4,988,642.92	0.320	Aaa	0.520	418	12/23/2024
3130AN7K0	660	FEDERAL HOME LOAN BANK		07/29/2021	3,000,000.00	2,890,557.00	3,000,000.00	0.400	Aaa	0.400	271	07/29/2024
3130APMC6	708	FEDERAL HOME LOAN BANK		11/24/2021	3,000,000.00	2,990,382.00	3,000,000.00	0.450	Aaa	0.450	23	11/24/2023
<b>Subtotal and Average</b>			<b>13,891,459.17</b>		<b>11,000,000.00</b>	<b>10,597,869.00</b>	<b>10,988,642.92</b>			<b>0.468</b>	<b>270</b>	

**CITY OF PALM DESERT**  
**Portfolio Management**  
**Portfolio Details - Investments**  
**October 31, 2023**

CUSIP	Investment #	Issuer	Average Balance	Purchase Date	Par Value	Market Value	Book Value	Stated		YTM/C 365	Days to Mat./Call	Maturity Date
								Rate	Moody's			
<b>TRUSTEE CASH BALANCES</b>												
252026000-G	382	GOLDMAN SACHS GOVERNMENT FUND			0.00	0.00	0.00	0.030	Aaa	0.030	1	
252026001-G	383	GOLDMAN SACHS GOVERNMENT FUND		07/01/2022	0.00	0.00	0.00	0.030	Aaa	0.030	1	
252026002-G	384	GOLDMAN SACHS GOVERNMENT FUND			0.00	0.00	0.00	0.030	Aaa	0.030	1	
252026003-G	385	GOLDMAN SACHS GOVERNMENT FUND			0.00	0.00	0.00	0.030	Aaa	0.030	1	
252026004-G	386	GOLDMAN SACHS GOVERNMENT FUND			0.00	0.00	0.00	0.030	Aaa	0.030	1	
252026017-G	401	GOLDMAN SACHS GOVERNMENT FUND			0.00	0.00	0.00	0.030	Aaa	0.030	1	
252026018-G	402	GOLDMAN SACHS GOVERNMENT FUND			0.00	0.00	0.00	0.030	Aaa	0.030	1	
260128000-G	404	GOLDMAN SACHS GOVERNMENT FUND			27.93	27.93	27.93	5.260	Aaa	5.260	1	
260128001-G	405	GOLDMAN SACHS GOVERNMENT FUND		07/01/2022	0.00	0.00	0.00	0.030	Aaa	0.030	1	
260128002-G	407	GOLDMAN SACHS GOVERNMENT FUND		07/01/2022	0.00	0.00	0.00	0.030	Aaa	0.030	1	
260128003-G	408	GOLDMAN SACHS GOVERNMENT FUND		07/01/2022	0.00	0.00	0.00	0.030	Aaa	0.030	1	
260128004-G	409	GOLDMAN SACHS GOVERNMENT FUND		07/01/2022	0.00	0.00	0.00	0.030	Aaa	0.030	1	
260128005-G	410	GOLDMAN SACHS GOVERNMENT FUND			0.00	0.00	0.00	0.030	Aaa	0.030	1	
260128006-G	412	GOLDMAN SACHS GOVERNMENT FUND			0.00	0.00	0.00	0.030	Aaa	0.030	1	
260128007-G	414	GOLDMAN SACHS GOVERNMENT FUND			0.00	0.00	0.00	0.030	Aaa	0.030	1	
260128008-G	415	GOLDMAN SACHS GOVERNMENT FUND			0.00	0.00	0.00	0.030	Aaa	0.030	1	
260128009-G	416	GOLDMAN SACHS GOVERNMENT FUND			146.31	146.31	146.31	5.260	Aaa	5.260	1	
260128010-G	417	GOLDMAN SACHS GOVERNMENT FUND			7,084.49	7,084.49	7,084.49	5.260	Aaa	5.260	1	
260128011-G	418	GOLDMAN SACHS GOVERNMENT FUND			162,479.76	162,479.76	162,479.76	5.260	Aaa	5.260	1	
261470000-G	419	GOLDMAN SACHS GOVERNMENT FUND			0.00	0.00	0.00	0.030	Aaa	0.030	1	
261470001-G	420	GOLDMAN SACHS GOVERNMENT FUND			0.00	0.00	0.00	0.030	Aaa	0.030	1	
261470002-G	421	GOLDMAN SACHS GOVERNMENT FUND			0.00	0.00	0.00	0.030	Aaa	0.030	1	
263346000-G	671	GOLDMAN SACHS GOVERNMENT FUND			0.00	0.00	0.00		Aaa	0.000	1	
263346001-G	672	GOLDMAN SACHS GOVERNMENT FUND		07/01/2022	0.58	0.58	0.58		Aaa	0.000	1	
263346002-G	673	GOLDMAN SACHS GOVERNMENT FUND			0.27	0.27	0.27		Aaa	0.000	1	
263346003-G	674	GOLDMAN SACHS GOVERNMENT FUND			874,207.30	874,207.30	874,207.30		Aaa	0.000	1	
263346004-G	675	GOLDMAN SACHS GOVERNMENT FUND		07/01/2022	0.00	0.00	0.00	0.030	Aaa	0.030	1	
263346005-G	676	GOLDMAN SACHS GOVERNMENT FUND		07/01/2022	66.32	66.32	66.32	0.030	Aaa	0.030	1	
263346006-G	677	GOLDMAN SACHS GOVERNMENT FUND			0.00	0.00	0.00		Aaa	0.000	1	
263346007-G	678	GOLDMAN SACHS GOVERNMENT FUND			1.53	1.53	1.53		Aaa	0.000	1	
263599000-G	679	GOLDMAN SACHS GOVERNMENT FUND		07/01/2022	1.69	1.69	1.69	0.030	Aaa	0.030	1	
263599001-G	680	GOLDMAN SACHS GOVERNMENT FUND		07/01/2022	1,153.01	1,153.01	1,153.01		Aaa	0.000	1	
263599002-G	682	GOLDMAN SACHS GOVERNMENT FUND			1,415,805.82	1,415,805.82	1,415,805.82		Aaa	0.000	1	
263599003-G	683	GOLDMAN SACHS GOVERNMENT FUND			0.00	0.00	0.00		Aaa	0.000	1	
269048000-G	684	GOLDMAN SACHS GOVERNMENT FUND		07/01/2022	0.00	0.00	0.00	0.030	Aaa	0.030	1	
271146000-G	685	GOLDMAN SACHS GOVERNMENT FUND			0.00	0.00	0.00		Aaa	0.000	1	

**CITY OF PALM DESERT**  
**Portfolio Management**  
**Portfolio Details - Investments**  
**October 31, 2023**

CUSIP	Investment #	Issuer	Average Balance	Purchase Date	Par Value	Market Value	Book Value	Stated Rate	Moody's	YTM/C 365	Days to Mat./Call	Maturity Date
<b>TRUSTEE CASH BALANCES</b>												
271146001-G	687	GOLDMAN SACHS GOVERNMENT FUND		07/01/2022	0.13	0.13	0.13		Aaa	0.000	1	
271146002-G	688	GOLDMAN SACHS GOVERNMENT FUND		07/01/2022	0.10	0.10		0.030	Aaa	0.030	1	
271146003-G	689	GOLDMAN SACHS GOVERNMENT FUND			468,403.91	468,403.91	468,403.91		Aaa	0.000	1	
271146004-G	690	GOLDMAN SACHS GOVERNMENT FUND		07/01/2022	0.00	0.00	0.00	0.030	Aaa	0.030	1	
271146005-G	691	GOLDMAN SACHS GOVERNMENT FUND		07/01/2022	31.93	31.93	31.93	0.030	Aaa	0.030	1	
271146006-G	692	GOLDMAN SACHS GOVERNMENT FUND			0.00	0.00	0.00		Aaa	0.000	1	
277580000-G	693	GOLDMAN SACHS GOVERNMENT FUND		07/01/2022	0.00	0.00	0.00	0.030	Aaa	0.030	1	
263599004	744	GOLDMAN SACHS GOVERNMENT FUND			22,380.57	22,380.57	22,380.57	0.005	Aaa	0.005	1	
<b>Subtotal and Average</b>			<b>2,951,765.29</b>		<b>2,951,791.65</b>	<b>2,951,791.65</b>	<b>2,951,791.65</b>			<b>0.303</b>	<b>1</b>	
<b>MEDIUM-TERM NOTES</b>												
023135BW5	662	AMAZON.COM INC.		07/19/2021	3,000,000.00	2,918,760.00	3,000,000.00	0.450	A	0.450	193	05/12/2024
14913R2L0	697	CATERPILLAR FINANCIAL SERVICES		10/08/2021	3,000,000.00	2,914,641.00	2,999,185.94	0.450	A	0.500	198	05/17/2024
3134GYAB8	760	Freddie Mac		12/30/2022	5,000,000.00	4,977,100.00	5,000,000.00	5.250	Aaa	5.250	425	12/30/2024
38150APM1	752	GOLDMAN SACHS GOVERNMENT FUND		10/31/2022	5,000,000.00	4,900,275.00	5,000,000.00	6.750	A2	6.750	1,458	10/29/2027
6174468C6	747	MORGAN STANLEY		09/01/2022	5,000,000.00	4,838,645.00	5,000,000.00	4.000	A1	3.999	630	07/23/2025
89236TJH9	658	TOYOTA MOTOR CREDIT CORP		06/18/2021	3,000,000.00	2,902,587.00	3,000,000.00	0.500	A	0.500	230	06/18/2024
89236TJH9	659	TOYOTA MOTOR CREDIT CORP		07/08/2021	3,000,000.00	2,902,587.00	2,999,434.64	0.500	A	0.530	230	06/18/2024
89236TJH9	667	TOYOTA MOTOR CREDIT CORP		09/14/2021	3,000,000.00	2,902,587.00	2,999,530.70	0.500	A	0.525	230	06/18/2024
<b>Subtotal and Average</b>			<b>29,998,029.05</b>		<b>30,000,000.00</b>	<b>29,257,182.00</b>	<b>29,998,151.28</b>			<b>2.917</b>	<b>527</b>	
<b>CUSTODIAN PROJECT FUNDS</b>												
6736302420-G	647	FIRST AMERICAN US TREASURY MMF			5,845,704.39	5,845,704.39	5,845,704.39	5.230	Aaa	5.230	1	
6736302430-G	648	FIRST AMERICAN US TREASURY MMF			26,457,668.32	26,457,668.32	26,457,668.32	5.230	Aaa	5.230	1	
6736302440-G	649	FIRST AMERICAN US TREASURY MMF			12,480,976.16	12,480,976.16	12,480,976.16	5.230	Aaa	5.230	1	
6736302450-G	650	FIRST AMERICAN US TREASURY MMF			20,464,321.76	20,464,321.76	20,464,321.76	5.230	Aaa	5.230	1	
<b>Subtotal and Average</b>			<b>65,606,113.02</b>		<b>65,248,670.63</b>	<b>65,248,670.63</b>	<b>65,248,670.63</b>			<b>5.230</b>	<b>1</b>	
<b>RIVERSIDE COUNTY POOL</b>												
052460	052460	POOLED INVESTMENT FUND			2,722,329.42	2,722,329.42	2,722,329.42	4.070	Aaa	4.070	1	
<b>Subtotal and Average</b>			<b>2,718,770.29</b>		<b>2,722,329.42</b>	<b>2,722,329.42</b>	<b>2,722,329.42</b>			<b>4.070</b>	<b>1</b>	
<b>CUSTODIAN PROJECT FUNDS</b>												
6736302420	498	GOLDMAN SACHS TREASURY FUND			0.00	0.00	0.00	0.010	Aaa	0.010	1	
6736302430	499	GOLDMAN SACHS TREASURY FUND			0.00	0.00	0.00	0.010	Aaa	0.010	1	
6736302440	500	GOLDMAN SACHS TREASURY FUND			0.00	0.00	0.00	0.010	Aaa	0.010	1	

**CITY OF PALM DESERT**  
**Portfolio Management**  
**Portfolio Details - Investments**  
**October 31, 2023**

CUSIP	Investment #	Issuer	Average Balance	Purchase Date	Par Value	Market Value	Book Value	Stated Rate	Moody's	YTM/C 365	Days to Mat./Call	Maturity Date
<b>CUSTODIAN PROJECT FUNDS</b>												
6736302450	501	GOLDMAN SACHS TREASURY FUND			0.00	0.00	0.00	0.010	Aaa	0.010	1	
		<b>Subtotal and Average</b>	<b>0.00</b>		<b>0.00</b>	<b>0.00</b>	<b>0.00</b>			<b>0.000</b>	<b>0</b>	
		<b>Total and Average</b>	<b>312,610,841.24</b>		<b>305,937,334.28</b>	<b>304,031,276.36</b>	<b>305,365,364.56</b>			<b>4.822</b>	<b>105</b>	

**CITY OF PALM DESERT  
Portfolio Management  
Portfolio Details - Cash  
October 31, 2023**

CUSIP	Investment #	Issuer	Average Balance	Purchase Date	Par Value	Market Value	Book Value	Stated Rate	Moody's	YTM/C 365	Days to Mat./Call
<b>CUSTODIAN PROJECT FUNDS</b>											
SYS753	753	CITY OF PALM DESERT		10/27/2022	0.00	0.00	0.00			0.000	1
<b>BANK CHECKING ACCOUNTS</b>											
SYS13016	13016	CITY OF PALM DESERT MAIN			0.00	0.00	0.00			0.000	1
SYS13013	13013	DESERT WILLOW GOLF COURSE		07/01/2022	0.00	0.00	0.00			0.000	1
SYS602	602	PUBLIC SAFETY CHECKING		07/01/2022	0.00	0.00	0.00			0.000	1
SYS13020	13020	RECREATIONAL FACILITIES CORP		07/01/2022	0.00	0.00	0.00			0.000	1
SYS9121	101	US Bank 1		05/26/2023	7,240,972.58	7,240,972.58	7,240,972.58			0.000	1
SYS9154	DW102	US Bank 1		05/26/2023	0.00	0.00	0.00			0.000	1
SYS9162	PDRFC103	US Bank 1		05/26/2023	1,029.95	1,029.95	1,029.95			0.000	1
SYS4316	PUBSAF107	US Bank 1		05/26/2023	0.00	0.00	0.00			0.000	1
SYS6359	WFDW111	WELLS FARGO BANK		05/24/2023	1,709,745.81	1,709,745.81	1,709,745.81		A1	0.000	1
SYS6391	WFMAIN108	WELLS FARGO BANK		05/19/2023	601,720.00	601,720.00	601,720.00		A1	0.000	1
SYS6342	WFPDRFC112	WELLS FARGO BANK		05/24/2023	1,140,780.57	1,140,780.57	1,140,780.57		A1	0.000	1
<b>Average Balance</b>			<b>0.00</b>	Accrued Interest at Purchase		95,001.93	95,001.93				1
				Subtotal		10,789,250.84	10,789,250.84				
<b>Total Cash and Investments</b>			<b>312,610,841.24</b>		<b>316,631,583.19</b>	<b>314,820,527.20</b>	<b>316,154,615.40</b>			<b>4.822</b>	<b>105</b>

**PALM DESERT HOUSING AUTHORITY**  
**Portfolio Management**  
**Portfolio Summary**  
**October 31, 2023**

<b>Investments</b>	<b>Par Value</b>	<b>Market Value</b>	<b>Book Value</b>	<b>% of Portfolio</b>	<b>Days to Mat./Call</b>	<b>Term</b>	<b>YTM/C 365 Equiv.</b>
CAMP	51,858,108.15	51,858,108.15	51,858,108.15	98.10	1	1	5.560
LAIF	1,007,017.89	1,007,017.89	1,007,017.89	1.90	1	1	3.670
<b>Investments</b>	<b>52,865,126.04</b>	<b>52,865,126.04</b>	<b>52,865,126.04</b>	<b>100.00%</b>	<b>1</b>	<b>1</b>	<b>5.524</b>
<b>Cash</b>							
Passbook/Checking (not included in yield calculations)	4,426,384.96	4,426,384.96	4,426,384.96		1	1	0.000
<b>Total Cash and Investments</b>	<b>57,291,511.00</b>	<b>57,291,511.00</b>	<b>57,291,511.00</b>		<b>1</b>	<b>1</b>	<b>5.524</b>

<b>Total Earnings</b>	<b>October 31</b>	<b>Month Ending</b>
Current Year	246,898.74	
<b>Average Daily Balance</b>	<b>57,029,219.40</b>	
<b>Effective Rate of Return</b>	<b>5.10%</b>	

This investment portfolio complies with the provisions of California Government Code Section 53601 and the City of Palm Desert investment policy. Barring unforeseen events, it has sufficient cash to fund Housing Authority operations for the next six months. All balances are bank balances. The "% of Portfolio" calculation on the Portfolio Summary page omits demand deposits.

*Veronica Chavez*

11/21/2023

BE46F4F325A44A2...

Veronica Chavez, Finance Director



**PALM DESERT HOUSING AUTHORITY**  
**Portfolio Management**  
**Portfolio Details - Investments**  
**October 31, 2023**

CUSIP	Investment #	Issuer	Average Balance	Purchase Date	Par Value	Market Value	Book Value	Stated Rate	Moody's	Days to Mat./Call	YTM/C 365	Maturity Date
<b>CAMP</b>												
SYS12008	12008	CA ASSET MANAGEMENT PROGRAM			51,858,108.15	51,858,108.15	51,858,108.15	5.560		1	5.560	
<b>Subtotal and Average</b>			<b>51,622,370.76</b>		<b>51,858,108.15</b>	<b>51,858,108.15</b>	<b>51,858,108.15</b>			<b>1</b>	<b>5.560</b>	
<b>CUSTODIAN PROJECT FUNDS</b>												
6736302460	590	GOLDMAN SACHS TREASURY FUND			0.00	0.00	0.00	0.010	Aaa	1	0.010	
<b>Subtotal and Average</b>			<b>0.00</b>		<b>0.00</b>	<b>0.00</b>	<b>0.00</b>			<b>0</b>	<b>0.000</b>	
<b>LAIF</b>												
SYS21003	21003	LOCAL AGENCY INVESTMENT FUND			1,007,017.89	1,007,017.89	1,007,017.89	3.670		1	3.670	
<b>Subtotal and Average</b>			<b>1,003,534.12</b>		<b>1,007,017.89</b>	<b>1,007,017.89</b>	<b>1,007,017.89</b>			<b>1</b>	<b>3.670</b>	
<b>CUSTODIAN PROJECT FUNDS</b>												
6736302460-G	597	FIRST AMERICAN US TREASURY MMF		01/01/2021	0.00	0.00	0.00	4.860	Aaa	1	4.860	
<b>Subtotal and Average</b>			<b>0.00</b>		<b>0.00</b>	<b>0.00</b>	<b>0.00</b>			<b>0</b>	<b>0.000</b>	
<b>Total and Average</b>			<b>57,029,219.40</b>		<b>52,865,126.04</b>	<b>52,865,126.04</b>	<b>52,865,126.04</b>			<b>1</b>	<b>5.524</b>	

**PALM DESERT HOUSING AUTHORITY**  
**Portfolio Management**  
**Portfolio Details - Cash**  
**October 31, 2023**

CUSIP	Investment #	Issuer	Average Balance	Purchase Date	Par Value	Market Value	Book Value	Stated Rate	Moody's	Days to Mat./Call	YTM/C 365
<b>CHECKING</b>											
SYS25015	25015	HOUSING AUTH CHECKING			0.00	0.00	0.00			1	0.000
SYS9204	HSG104	HOUSING AUTH CHECKING		05/29/2023	845.93	845.93	845.93			1	0.000
SYS25016	25016	HOUSING AUTH TRUST		07/01/2020	0.00	0.00	0.00			1	0.000
SYS6375	WFHSG113	WELLS FARGO BANK		06/01/2023	3,924,990.53	3,924,990.53	3,924,990.53		A1	1	0.000
SYS6367	WFHSGT	WELLS FARGO BANK		06/01/2023	500,548.50	500,548.50	500,548.50		A1	1	0.000
		<b>Average Balance</b>	<b>0.00</b>							<b>1</b>	
<b>Total Cash and Investments</b>			<b>57,029,219.40</b>		<b>57,291,511.00</b>	<b>57,291,511.00</b>	<b>57,291,511.00</b>			<b>1</b>	<b>5.524</b>

**RDA SUCCESSOR AGENCY  
Portfolio Management  
Portfolio Summary  
October 31, 2023**


Investments	Par Value	Market Value	Book Value	% of Portfolio	Days to Mat./Call	Term	YTM/C 365 Equiv.
RIVERSIDE COUNTY POOL	346.75	346.75	346.75	0.00	1	1	4.070
CAMP	6,084.24	6,084.24	6,084.24	0.04	1	1	5.560
LAIF	769.22	769.22	769.22	0.00	1	1	3.670
TRUSTEE CASH BALANCES - MMA	15,383,833.73	15,383,833.73	15,383,833.73	97.46	1	1	0.000
TRUSTEE CASH BALANCES - GF	393,511.97	393,511.97	393,511.97	2.49	1	1	5.260
<b>Investments</b>	<b>15,784,545.91</b>	<b>15,784,545.91</b>	<b>15,784,545.91</b>	<b>100.00%</b>	<b>1</b>	<b>1</b>	<b>0.134</b>

Cash	Par Value	Market Value	Book Value	Days to Mat./Call	Term	YTM/C 365 Equiv.
Passbook/Checking (not included in yield calculations)	2,901,229.32	2,901,229.32	2,901,229.32	1	1	0.000
<b>Total Cash and Investments</b>	<b>18,685,775.23</b>	<b>18,685,775.23</b>	<b>18,685,775.23</b>	<b>1</b>	<b>1</b>	<b>0.134</b>

Total Earnings	October 31	Month Ending
Current Year	1,789.96	
<b>Average Daily Balance</b>	<b>19,393,301.12</b>	
<b>Effective Rate of Return</b>	<b>0.11%</b>	

This investment portfolio is in compliance with the provisions of California Government Code Section 53601 and the City of Palm Desert investment policy. Pursuant to ABX126, the availability of cash to fund the Palm Desert RDA Successor Agency's debt service is dependent upon the County of Riverside and the State of California. All balances are bank balances. The "% of Portfolio" calculation on the Portfolio Summary page omits demand deposits.

DocuSigned by:  
  
 BE46F4F325A44A2...  
 11/21/2023  
 Veronica Chavez, Finance Director

Reporting period 10/01/2023-10/31/2023

Run Date: 11/16/2023 - 17:38

No fiscal year history available

Portfolio RDAS  
 AP  
 PM (PRF\_PM1) 7.3.11  
 Report Ver. 7.3.11

**RDA SUCCESSOR AGENCY**  
**Portfolio Management**  
**Portfolio Details - Investments**  
**October 31, 2023**

CUSIP	Investment #	Issuer	Average Balance	Purchase Date	Par Value	Market Value	Book Value	Stated Rate	Moody's	Days to Mat./Call	YTM/C 365	Maturity Date
<b>RIVERSIDE COUNTY POOL</b>												
052470	052470	POOLED INVESTMENT FUND		07/01/2020	346.75	346.75	346.75	4.070	Aaa	1	4.070	
<b>Subtotal and Average</b>			<b>346.29</b>		<b>346.75</b>	<b>346.75</b>	<b>346.75</b>			<b>1</b>	<b>4.070</b>	
<b>CAMP</b>												
SYS578	578	C.A.M.P. POOL (RDA S.A.)			6,084.24	6,084.24	6,084.24	5.560		1	5.560	
<b>Subtotal and Average</b>			<b>6,056.58</b>		<b>6,084.24</b>	<b>6,084.24</b>	<b>6,084.24</b>			<b>1</b>	<b>5.560</b>	
<b>LAIF</b>												
SYS604	604	L.A.I.F. (RDA S.A.)		07/01/2020	769.22	769.22	769.22	3.670		1	3.670	
<b>Subtotal and Average</b>			<b>766.56</b>		<b>769.22</b>	<b>769.22</b>	<b>769.22</b>			<b>1</b>	<b>3.670</b>	
<b>TRUSTEE CASH BALANCES - MMA</b>												
247394001-U	830	U.S. BANK MONEY MARKET ACCOUNT		07/01/2020	0.05	0.05	0.05		P-1	1	0.000	
247394003-U	832	U.S. BANK MONEY MARKET ACCOUNT		07/01/2020	0.00	0.00	0.00	0.010	P-1	1	0.010	
247394002-U	833	U.S. BANK MONEY MARKET ACCOUNT			1.03	1.03	1.03		P-1	1	0.000	
247394000-U	834	U.S. BANK MONEY MARKET ACCOUNT			528,009.28	528,009.28	528,009.28		P-1	1	0.000	
236781002-U	837	U.S. BANK MONEY MARKET ACCOUNT			14.42	14.42	14.42		P-1	1	0.000	
236781003-U	838	U.S. BANK MONEY MARKET ACCOUNT		07/01/2020	0.00	0.00	0.00	0.010	P-1	1	0.010	
236781000-U	839	U.S. BANK MONEY MARKET ACCOUNT			7,436,284.83	7,436,284.83	7,436,284.83		P-1	1	0.000	
253446003-U	842	U.S. BANK MONEY MARKET ACCOUNT		07/01/2020	0.00	0.00	0.00	0.010	P-1	1	0.010	
253446002-U	843	U.S. BANK MONEY MARKET ACCOUNT			7.66	7.66	7.66		P-1	1	0.000	
253446000-U	844	U.S. BANK MONEY MARKET ACCOUNT			2,950,642.42	2,950,642.42	2,950,642.42		P-1	1	0.000	
253446001-U	845	U.S. BANK MONEY MARKET ACCOUNT		07/01/2020	0.41	0.41	0.41		P-1	1	0.000	
224324000-U	853	U.S. BANK MONEY MARKET ACCOUNT			4,468,850.22	4,468,850.22	4,468,850.22		P-1	1	0.000	
224324001-U	855	U.S. BANK MONEY MARKET ACCOUNT		07/01/2020	0.79	0.79	0.79		P-1	1	0.000	
224324002-U	856	U.S. BANK MONEY MARKET ACCOUNT			22.55	22.55	22.55		P-1	1	0.000	
224324003-U	857	U.S. BANK MONEY MARKET ACCOUNT		07/01/2020	0.00	0.00	0.00	0.010	P-1	1	0.010	
236781001-U	881	U.S. BANK MONEY MARKET ACCOUNT		09/01/2020	0.07	0.07	0.07		P-1	1	0.000	
<b>Subtotal and Average</b>			<b>16,092,073.47</b>		<b>15,383,833.73</b>	<b>15,383,833.73</b>	<b>15,383,833.73</b>			<b>1</b>	<b>0.000</b>	
<b>TRUSTEE CASH BALANCES - GF</b>												
277861000-G	811	GOLDMAN SACHS GOVERNMENT FUND			393,511.97	393,511.97	393,511.97	5.260	Aaa	1	5.260	
277861001-G	812	GOLDMAN SACHS GOVERNMENT FUND			0.00	0.00	0.00	0.030	Aaa	1	0.030	
277861002-G	813	GOLDMAN SACHS GOVERNMENT FUND		07/01/2020	0.00	0.00	0.00	0.030	Aaa	1	0.030	
277861003-G	814	GOLDMAN SACHS GOVERNMENT FUND		07/01/2020	0.00	0.00	0.00	0.030	Aaa	1	0.030	

**RDA SUCCESSOR AGENCY**  
**Portfolio Management**  
**Portfolio Details - Investments**  
**October 31, 2023**

CUSIP	Investment #	Issuer	Average Balance	Purchase Date	Par Value	Market Value	Book Value	Stated Rate	Moody's	Days to Mat./Call	YTM/C 365
Subtotal and Average			393,466.66		393,511.97	393,511.97	393,511.97			1	5.260
Total and Average			19,393,301.12		15,784,545.91	15,784,545.91	15,784,545.91			1	0.134

**RDA SUCCESSOR AGENCY**  
**Portfolio Management**  
**Portfolio Details - Cash**  
**October 31, 2023**

CUSIP	Investment #	Issuer	Average Balance	Purchase Date	Par Value	Market Value	Book Value	Stated Rate	Moody's	Days to Mat./Call	YTM/C 365
<b>CHECKING ACCOUNTS</b>											
SYS582	582	RDA SUCCESSOR AGENCY			0.00	0.00	0.00			1	0.000
SYS4021	RDA106	RDA SUCCESSOR AGENCY		06/01/2023	0.00	0.00	0.00			1	0.000
SYS899	WFRDA899	RDA SUCCESSOR AGENCY		08/01/2023	2,901,229.32	2,901,229.32	2,901,229.32		Aa	1	0.000
		<b>Average Balance</b>	<b>0.00</b>							<b>1</b>	
		<b>Total Cash and Investments</b>	<b>19,393,301.12</b>		<b>18,685,775.23</b>	<b>18,685,775.23</b>	<b>18,685,775.23</b>			<b>1</b>	<b>0.134</b>



**Account Statement - Transaction Summary**

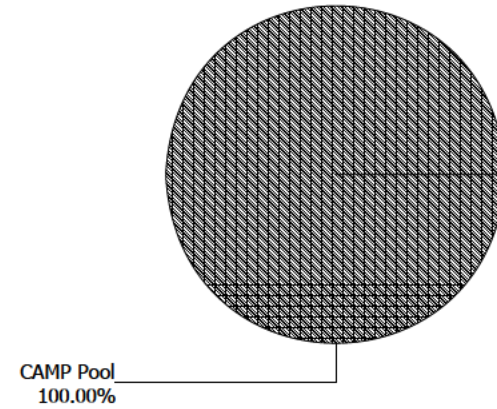
For the Month Ending **October 31, 2023**

CITY OF PALM DESERT - CITY OF PALM DESERT - [REDACTED]

<b>CAMP Pool</b>	
Opening Market Value	171,693,714.57
Purchases	810,310.50
Redemptions	0.00
Unsettled Trades	0.00
Change in Value	0.00
<b>Closing Market Value</b>	<b>\$172,504,025.07</b>
Cash Dividends and Income	810,310.50

<b>Asset Summary</b>		
	<b>October 31, 2023</b>	<b>September 30, 2023</b>
<b>CAMP Pool</b>	172,504,025.07	171,693,714.57
<b>Total</b>	<b>\$172,504,025.07</b>	<b>\$171,693,714.57</b>

**Asset Allocation**





**Account Statement**

For the Month Ending **October 31, 2023**

CITY OF PALM DESERT - CITY OF PALM DESERT - [REDACTED]

Trade Date	Settlement Date	Transaction Description	Share or Unit Price	Dollar Amount of Transaction	Total Shares Owned
<b>CAMP Pool</b>					
<b>Opening Balance</b>					<b>171,693,714.57</b>
10/31/23	11/01/23	Accrual Income Div Reinvestment - Distributions	1.00	810,310.50	172,504,025.07
<b>Closing Balance</b>					<b>172,504,025.07</b>

	Month of October	Fiscal YTD January-October		
<b>Opening Balance</b>	171,693,714.57	50,226,466.12	<b>Closing Balance</b>	172,504,025.07
<b>Purchases</b>	810,310.50	127,277,558.95	<b>Average Monthly Balance</b>	171,719,853.62
<b>Redemptions (Excl. Checks)</b>	0.00	(5,000,000.00)	<b>Monthly Distribution Yield</b>	5.56%
<b>Check Disbursements</b>	0.00	0.00		
<b>Closing Balance</b>	<b>172,504,025.07</b>	<b>172,504,025.07</b>		
<b>Cash Dividends and Income</b>	810,310.50	6,277,558.95		





**Account Statement - Transaction Summary**

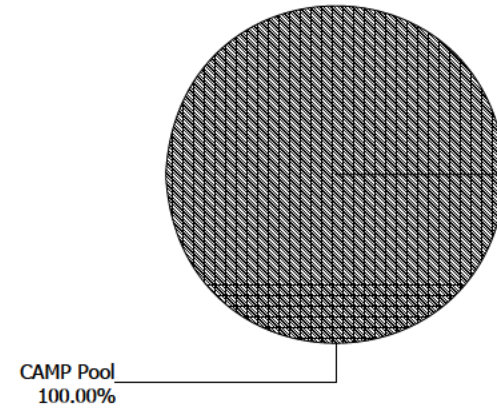
For the Month Ending **October 31, 2023**

CITY OF PALM DESERT - DESERT WILLOW GOLF RESORT - [REDACTED]

<b>CAMP Pool</b>	
Opening Market Value	3,159,538.84
Purchases	14,911.16
Redemptions	0.00
Unsettled Trades	0.00
Change in Value	0.00
<b>Closing Market Value</b>	<b>\$3,174,450.00</b>
Cash Dividends and Income	14,911.16

<b>Asset Summary</b>		
	<b>October 31, 2023</b>	<b>September 30, 2023</b>
<b>CAMP Pool</b>	3,174,450.00	3,159,538.84
<b>Total</b>	<b>\$3,174,450.00</b>	<b>\$3,159,538.84</b>

**Asset Allocation**





## Account Statement

For the Month Ending **October 31, 2023**

CITY OF PALM DESERT - DESERT WILLOW GOLF RESORT - [REDACTED]

Trade Date	Settlement Date	Transaction Description	Share or Unit Price	Dollar Amount of Transaction	Total Shares Owned
<b>CAMP Pool</b>					
<b>Opening Balance</b>					<b>3,159,538.84</b>
10/31/23	11/01/23	Accrual Income Div Reinvestment - Distributions	1.00	14,911.16	3,174,450.00
<b>Closing Balance</b>					<b>3,174,450.00</b>

	Month of October	Fiscal YTD January-October
<b>Opening Balance</b>	3,159,538.84	2,268,786.14
<b>Purchases</b>	14,911.16	2,155,663.86
<b>Redemptions (Excl. Checks)</b>	0.00	(1,250,000.00)
<b>Check Disbursements</b>	0.00	0.00
<b>Closing Balance</b>	<b>3,174,450.00</b>	<b>3,174,450.00</b>
<b>Cash Dividends and Income</b>	14,911.16	155,663.86

<b>Closing Balance</b>	3,174,450.00
<b>Average Monthly Balance</b>	3,160,019.85
<b>Monthly Distribution Yield</b>	5.56%



### Account Statement - Transaction Summary

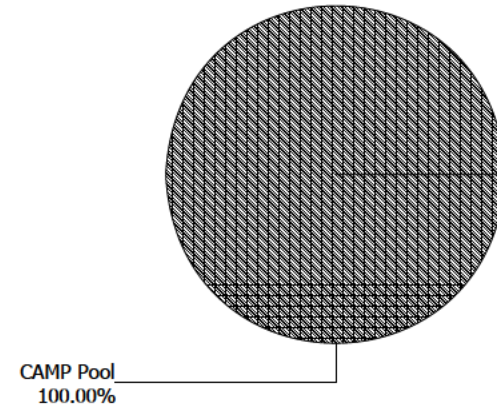
For the Month Ending **October 31, 2023**

CITY OF PALM DESERT - PALM DESERT HOUSING AUTHORITY - [REDACTED]

CAMP Pool	
Opening Market Value	51,614,512.85
Purchases	243,595.30
Redemptions	0.00
Unsettled Trades	0.00
Change in Value	0.00
<b>Closing Market Value</b>	<b>\$51,858,108.15</b>
Cash Dividends and Income	243,595.30

Asset Summary		
	October 31, 2023	September 30, 2023
<b>CAMP Pool</b>	51,858,108.15	51,614,512.85
<b>Total</b>	<b>\$51,858,108.15</b>	<b>\$51,614,512.85</b>

#### Asset Allocation





## Account Statement

For the Month Ending **October 31, 2023**

CITY OF PALM DESERT - PALM DESERT HOUSING AUTHORITY - [REDACTED]

Trade Date	Settlement Date	Transaction Description	Share or Unit Price	Dollar Amount of Transaction	Total Shares Owned
<b>CAMP Pool</b>					
<b>Opening Balance</b>					<b>51,614,512.85</b>
10/31/23	11/01/23	Accrual Income Div Reinvestment - Distributions	1.00	243,595.30	51,858,108.15
<b>Closing Balance</b>					<b>51,858,108.15</b>

	Month of October	Fiscal YTD January-October
<b>Opening Balance</b>	51,614,512.85	49,689,260.13
<b>Purchases</b>	243,595.30	2,168,848.02
<b>Redemptions (Excl. Checks)</b>	0.00	0.00
<b>Check Disbursements</b>	0.00	0.00
<b>Closing Balance</b>	<b>51,858,108.15</b>	<b>51,858,108.15</b>
<b>Cash Dividends and Income</b>	243,595.30	2,168,848.02

<b>Closing Balance</b>	51,858,108.15
<b>Average Monthly Balance</b>	51,622,370.76
<b>Monthly Distribution Yield</b>	5.56%



### Account Statement - Transaction Summary

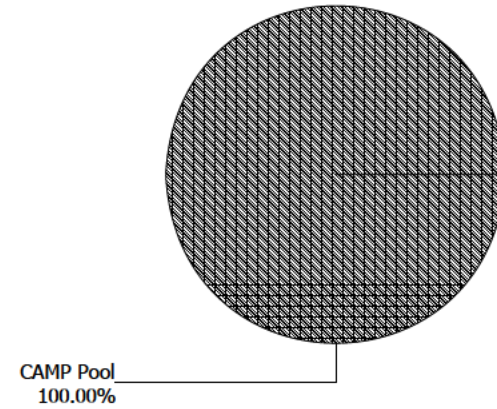
For the Month Ending **October 31, 2023**

CITY OF PALM DESERT - RDA SUCCESSOR AGENCY -- PALM DESERT - [REDACTED]

CAMP Pool	
Opening Market Value	6,055.66
Purchases	28.58
Redemptions	0.00
Unsettled Trades	0.00
Change in Value	0.00
<b>Closing Market Value</b>	<b>\$6,084.24</b>
Cash Dividends and Income	28.58

Asset Summary		
	October 31, 2023	September 30, 2023
<b>CAMP Pool</b>	6,084.24	6,055.66
<b>Total</b>	<b>\$6,084.24</b>	<b>\$6,055.66</b>

#### Asset Allocation





**Account Statement**

For the Month Ending **October 31, 2023**

CITY OF PALM DESERT - RDA SUCCESSOR AGENCY -- PALM DESERT - [REDACTED]

Trade Date	Settlement Date	Transaction Description	Share or Unit Price	Dollar Amount of Transaction	Total Shares Owned
<b>CAMP Pool</b>					
<b>Opening Balance</b>					<b>6,055.66</b>
10/31/23	11/01/23	Accrual Income Div Reinvestment - Distributions	1.00	28.58	6,084.24
<b>Closing Balance</b>					<b>6,084.24</b>

	Month of October	Fiscal YTD January-October
<b>Opening Balance</b>	6,055.66	5,829.79
<b>Purchases</b>	28.58	254.45
<b>Redemptions (Excl. Checks)</b>	0.00	0.00
<b>Check Disbursements</b>	0.00	0.00
<b>Closing Balance</b>	<b>6,084.24</b>	<b>6,084.24</b>
<b>Cash Dividends and Income</b>	28.58	254.45

<b>Closing Balance</b>	6,084.24
<b>Average Monthly Balance</b>	6,056.58
<b>Monthly Distribution Yield</b>	5.56%

# California State Treasurer *Fiona Ma, CPA*



Local Agency Investment Fund  
P.O. Box 942809  
Sacramento, CA 94209 0001  
(916) 653-3001

November 16, 2023

[LAIF Home](#)  
[PMIA Average Monthly Yields](#)

CITY OF PALM DESERT

CITY TREASURER  
73 510 FRED WARING DRIVE  
PALM DESERT, CA 92260-2578

[Tran Type Definitions](#)

Account Number: XXXXXXXXXX

October 2023 Statement

Effective Date	Transaction Date	Tran Type	Confirm Number	Web Confirm Number	Authorized Caller	Amount
10/13/2023	10/12/2023	QRD	1741554	N/A	SYSTEM	93,523.87

**Account Summary**

Total Deposit:	93,523.87	Beginning Balance:	817,543.64
Total Withdrawal	0.00	Ending Balance	911,067.51

# California State Treasurer *Fiona Ma, CPA*



Local Agency Investment Fund  
P.O. Box 942809  
Sacramento, CA 94209 0001  
(916) 653-3001

November 16, 2023

[LAIF Home](#)  
[PMIA Average Monthly Yields](#)

## PALM DESERT HOUSING AUTHORITY

CITY TREASURER  
73 510 FRED WARING DRIVE  
PALM DESERT, CA 92260-2578

[Tran Type Definitions](#)

Account Number: XXXXXXXXXX

October 2023 Statement

Effective Date	Transaction Date	Tran Type	Confirm Number	Web Confirm Number	Authorized Caller	Amount
10/13/2023	10/12/2023	QRD	1740082	N/A	SYSTEM	8,999.73

### Account Summary

Total Deposit:	8,999.73	Beginning Balance:	998,018.16
Total Withdrawal	0.00	Ending Balance	1,007,017.89



# California State Treasurer *Fiona Ma, CPA*



Local Agency Investment Fund  
P.O. Box 942809  
Sacramento, CA 94209 0001  
(916) 653-3001

November 16, 2023

[LAIF Home](#)  
[PMIA Average Monthly Yields](#)

S/A TO THE PALM DESERT REDEVELOPMENT  
AGENCY  
FINANCE DIRECTOR  
73 510 FRED WARING DRIVE  
PALM DESERT, CA 92260-2578

[Tran Type Definitions](#)

Account Number: [REDACTED]

October 2023 Statement

Effective Date	Transaction Date	Tran Type	Confirm Number	Web Confirm Number	Authorized Caller	Amount
10/13/2023	10/12/2023	QRD	1740504	N/A	SYSTEM	6.87

**Account Summary**

Total Deposit:	6.87	Beginning Balance:	762.35
Total Withdrawal	0.00	Ending Balance	769.22

## Fund Summary Report

**Parameters:** Query: Fund Summary  
 Bank: oneof  
 Account Number: oneof [REDACTED]  
 Counterparty: equalto  
**Run Date:** 03-Nov-2023 02:41:26 PM  
**From :** 01-Oct-2023  
**To :** 31-Oct-2023  
**As at :** 03-Nov-2023

**User:** Susan

**Balance Calculation Based On:** Value Date

Account Number	Account Name	Balance Forward	Total Receipts	Total Payments	Total
[REDACTED]	City Of Palm Desert	\$2,697,698.66	\$24,630.76	\$0.00	\$2,722,329.42
[REDACTED]	RDA Successor Agcy Palm Desert	\$343.41	\$3.34	\$0.00	\$346.75

**Grand Total:** **\$2,698,042.07** **\$24,634.10** **\$0.00** **\$2,722,676.17**

**CITY OF PALM DESERT**  
**Portfolio Management**  
**Portfolio Summary**  
**September 30, 2023**

Investments	Par Value	Market Value	Book Value	% of Portfolio	Days to Mat./Call	Term	YTM/C 365 Equiv.
CAMP	174,853,253.41	174,853,253.41	174,853,253.41	57.38	1	1	5.550
FEDERAL AGENCY - COUPON	11,000,000.00	10,793,260.00	10,999,558.68	3.61	142	869	0.463
LAIF	817,543.64	817,543.64	817,543.64	0.27	1	1	3.590
FEDERAL AGENCY - CALLABLE	17,000,000.00	16,540,666.00	16,987,712.91	5.57	200	930	0.427
TRUSTEE CASH BALANCES	2,950,974.37	2,950,974.37	2,950,974.37	0.97	1	1	0.300
MEDIUM-TERM NOTES	30,000,000.00	29,206,233.00	29,997,889.94	9.84	558	1,118	2.917
CUSTODIAN PROJECT FUNDS	65,435,139.84	65,435,139.84	65,435,139.84	21.47	1	1	5.210
RIVERSIDE COUNTY POOL	2,697,698.66	2,697,698.66	2,697,698.66	0.89	1	1	3.860
	<b>304,754,609.92</b>	<b>303,294,768.92</b>	<b>304,739,771.45</b>	<b>100.00%</b>	<b>72</b>	<b>194</b>	<b>4.678</b>
<b>Investments</b>							
<b>Cash</b>							
Passbook/Checking (not included in yield calculations)	7,554,453.22	7,554,453.22	7,554,453.22		1	1	0.000
	<b>312,309,063.14</b>	<b>310,849,222.14</b>	<b>312,294,224.67</b>		<b>72</b>	<b>194</b>	<b>4.678</b>
<b>Total Cash and Investments</b>							

Total Earnings	September 30 Month Ending
Current Year	1,198,983.54
<b>Average Daily Balance</b>	<b>311,144,131.42</b>
<b>Effective Rate of Return</b>	<b>4.69%</b>

This investment portfolio is in compliance with the provisions of California Government Code Section 53601 and the City of Palm Desert investment policy. Barring unforeseen events, it has sufficient cash to fund City expenditures for the next six months. US Bank Custody Services has provided market value prices for all corporate securities. All balances are bank balances. The "% of Portfolio" calculation on the Portfolio Summary page omits demand deposits.

11/21/2023

BE46F4F325A44A2...  
 Veronica Chavez, Finance Director

Reporting period 09/01/2023-09/30/2023

Run Date: 11/20/2023 - 10:10

No fiscal year history available

Portfolio CITY  
 AP  
 PM (PRF\_PM1) 7.3.11  
 Report Ver. 7.3.11

**CITY OF PALM DESERT**  
**Portfolio Management**  
**Portfolio Details - Investments**  
**September 30, 2023**

CUSIP	Investment #	Issuer	Average Balance	Purchase Date	Par Value	Market Value	Book Value	Stated Rate	Moody's	YTM/C 365	Days to Mat./Call	Maturity Date
<b>CAMP</b>												
SYS13	13	C.A.M.P. POOL (CITY)			171,693,714.57	171,693,714.57	171,693,714.57	5.550		5.550	1	
SYS12444	12444	C.A.M.P. POOL (DESERT WILLOW)			3,159,538.84	3,159,538.84	3,159,538.84	5.550		5.550	1	
<b>Subtotal and Average</b>			<b>174,550,613.55</b>		<b>174,853,253.41</b>	<b>174,853,253.41</b>	<b>174,853,253.41</b>			<b>5.550</b>	<b>1</b>	
<b>U.S. BANK / LAIF BOND PROCEEDS</b>												
252026003	12-33-084	LOCAL AGENCY INVESTMENT FUND			0.00	0.00	0.00	0.203		0.203	1	
<b>Subtotal and Average</b>			<b>0.00</b>		<b>0.00</b>	<b>0.00</b>	<b>0.00</b>			<b>0.000</b>	<b>0</b>	
<b>FEDERAL AGENCY - COUPON</b>												
3130ANAC4	664	FEDERAL HOME LOAN BANK		07/28/2021	3,000,000.00	2,844,957.00	2,999,851.15	0.500	Aaa	0.505	393	10/28/2024
3130APR72	710	FEDERAL HOME LOAN BANK		11/04/2021	5,000,000.00	4,954,585.00	5,000,000.00	0.500	Aaa	0.500	68	12/08/2023
3137EAEY1	706	FEDERAL HOME LOAN MTG CORP		10/21/2021	3,000,000.00	2,993,718.00	2,999,707.53	0.125	Aaa	0.360	15	10/16/2023
<b>Subtotal and Average</b>			<b>11,699,264.58</b>		<b>11,000,000.00</b>	<b>10,793,260.00</b>	<b>10,999,558.68</b>			<b>0.463</b>	<b>142</b>	
<b>LAIF</b>												
12000	12000	LOCAL AGENCY INVESTMENT FUND			817,543.64	817,543.64	817,543.64	3.590		3.590	1	
<b>Subtotal and Average</b>			<b>817,543.64</b>		<b>817,543.64</b>	<b>817,543.64</b>	<b>817,543.64</b>			<b>3.590</b>	<b>1</b>	
<b>FEDERAL AGENCY - CALLABLE</b>												
3133EMPL5	668	FEDERAL FARM CREDIT BANK		09/14/2021	5,000,000.00	4,697,155.00	4,987,815.95	0.320	Aaa	0.520	449	12/23/2024
3133ENBN9	698	FEDERAL FARM CREDIT BANK		10/20/2021	3,000,000.00	2,992,446.00	2,999,952.50	0.340	Aaa	0.370	19	10/20/2023
3133ENAU4	699	FEDERAL FARM CREDIT BANK		10/19/2021	3,000,000.00	2,995,743.00	2,999,944.46	0.270	Aaa	0.331	11	10/12/2023
3130AN7K0	660	FEDERAL HOME LOAN BANK		07/29/2021	3,000,000.00	2,877,057.00	3,000,000.00	0.400	Aaa	0.400	302	07/29/2024
3130APMC6	708	FEDERAL HOME LOAN BANK		11/24/2021	3,000,000.00	2,978,265.00	3,000,000.00	0.450	Aaa	0.450	54	11/24/2023
<b>Subtotal and Average</b>			<b>16,987,203.74</b>		<b>17,000,000.00</b>	<b>16,540,666.00</b>	<b>16,987,712.91</b>			<b>0.427</b>	<b>200</b>	
<b>TRUSTEE CASH BALANCES</b>												
252026000-G	382	GOLDMAN SACHS GOVERNMENT FUND			0.00	0.00	0.00	0.030	Aaa	0.030	1	
252026001-G	383	GOLDMAN SACHS GOVERNMENT FUND		07/01/2022	0.00	0.00	0.00	0.030	Aaa	0.030	1	
252026002-G	384	GOLDMAN SACHS GOVERNMENT FUND			0.00	0.00	0.00	0.030	Aaa	0.030	1	
252026003-G	385	GOLDMAN SACHS GOVERNMENT FUND			0.00	0.00	0.00	0.030	Aaa	0.030	1	
252026004-G	386	GOLDMAN SACHS GOVERNMENT FUND			0.00	0.00	0.00	0.030	Aaa	0.030	1	
252026017-G	401	GOLDMAN SACHS GOVERNMENT FUND			0.00	0.00	0.00	0.030	Aaa	0.030	1	
252026018-G	402	GOLDMAN SACHS GOVERNMENT FUND			0.00	0.00	0.00	0.030	Aaa	0.030	1	
260128000-G	404	GOLDMAN SACHS GOVERNMENT FUND			27.83	27.83	27.83	5.250	Aaa	5.250	1	

**CITY OF PALM DESERT**  
**Portfolio Management**  
**Portfolio Details - Investments**  
**September 30, 2023**

CUSIP	Investment #	Issuer	Average Balance	Purchase Date	Par Value	Market Value	Book Value	Stated		YTM/C 365	Days to Mat./Call	Maturity Date
								Rate	Moody's			
<b>TRUSTEE CASH BALANCES</b>												
260128001-G	405	GOLDMAN SACHS GOVERNMENT FUND		07/01/2022	0.00	0.00	0.00	0.030	Aaa	0.030	1	
260128002-G	407	GOLDMAN SACHS GOVERNMENT FUND		07/01/2022	0.00	0.00	0.00	0.030	Aaa	0.030	1	
260128003-G	408	GOLDMAN SACHS GOVERNMENT FUND		07/01/2022	0.00	0.00	0.00	0.030	Aaa	0.030	1	
260128004-G	409	GOLDMAN SACHS GOVERNMENT FUND		07/01/2022	0.00	0.00	0.00	0.030	Aaa	0.030	1	
260128005-G	410	GOLDMAN SACHS GOVERNMENT FUND			0.00	0.00	0.00	0.030	Aaa	0.030	1	
260128006-G	412	GOLDMAN SACHS GOVERNMENT FUND			0.00	0.00	0.00	0.030	Aaa	0.030	1	
260128007-G	414	GOLDMAN SACHS GOVERNMENT FUND			0.00	0.00	0.00	0.030	Aaa	0.030	1	
260128008-G	415	GOLDMAN SACHS GOVERNMENT FUND			0.00	0.00	0.00	0.030	Aaa	0.030	1	
260128009-G	416	GOLDMAN SACHS GOVERNMENT FUND	145.68		145.68	145.68	145.68	5.240	Aaa	5.240	1	
260128010-G	417	GOLDMAN SACHS GOVERNMENT FUND	6,978.45		6,978.45	6,978.45	6,978.45	5.240	Aaa	5.240	1	
260128011-G	418	GOLDMAN SACHS GOVERNMENT FUND	161,781.28		161,781.28	161,781.28	161,781.28	5.240	Aaa	5.240	1	
261470000-G	419	GOLDMAN SACHS GOVERNMENT FUND	0.00		0.00	0.00	0.00	0.030	Aaa	0.030	1	
261470001-G	420	GOLDMAN SACHS GOVERNMENT FUND	0.00		0.00	0.00	0.00	0.030	Aaa	0.030	1	
261470002-G	421	GOLDMAN SACHS GOVERNMENT FUND	0.00		0.00	0.00	0.00	0.030	Aaa	0.030	1	
263346000-G	671	GOLDMAN SACHS GOVERNMENT FUND	0.00		0.00	0.00	0.00		Aaa	0.000	1	
263346001-G	672	GOLDMAN SACHS GOVERNMENT FUND	0.58	07/01/2022	0.58	0.58	0.58		Aaa	0.000	1	
263346002-G	673	GOLDMAN SACHS GOVERNMENT FUND	0.27		0.27	0.27	0.27		Aaa	0.000	1	
263346003-G	674	GOLDMAN SACHS GOVERNMENT FUND	874,203.71		874,203.71	874,203.71	874,203.71		Aaa	0.000	1	
263346004-G	675	GOLDMAN SACHS GOVERNMENT FUND	0.00	07/01/2022	0.00	0.00	0.00	0.030	Aaa	0.030	1	
263346005-G	676	GOLDMAN SACHS GOVERNMENT FUND	66.32	07/01/2022	66.32	66.32	66.32	0.030	Aaa	0.030	1	
263346006-G	677	GOLDMAN SACHS GOVERNMENT FUND	0.00		0.00	0.00	0.00		Aaa	0.000	1	
263346007-G	678	GOLDMAN SACHS GOVERNMENT FUND	1.53		1.53	1.53	1.53		Aaa	0.000	1	
263599000-G	679	GOLDMAN SACHS GOVERNMENT FUND	1.69	07/01/2022	1.69	1.69	1.69	0.030	Aaa	0.030	1	
263599001-G	680	GOLDMAN SACHS GOVERNMENT FUND	1,152.40	07/01/2022	1,152.40	1,152.40	1,152.40		Aaa	0.000	1	
263599002-G	682	GOLDMAN SACHS GOVERNMENT FUND	1,415,800.00		1,415,800.00	1,415,800.00	1,415,800.00		Aaa	0.000	1	
263599003-G	683	GOLDMAN SACHS GOVERNMENT FUND	0.00		0.00	0.00	0.00		Aaa	0.000	1	
269048000-G	684	GOLDMAN SACHS GOVERNMENT FUND	0.00	07/01/2022	0.00	0.00	0.00	0.030	Aaa	0.030	1	
271146000-G	685	GOLDMAN SACHS GOVERNMENT FUND	0.00		0.00	0.00	0.00		Aaa	0.000	1	
271146001-G	687	GOLDMAN SACHS GOVERNMENT FUND	0.13	07/01/2022	0.13	0.13	0.13		Aaa	0.000	1	
271146002-G	688	GOLDMAN SACHS GOVERNMENT FUND	0.10	07/01/2022	0.10	0.10	0.10	0.030	Aaa	0.030	1	
271146003-G	689	GOLDMAN SACHS GOVERNMENT FUND	468,401.99		468,401.99	468,401.99	468,401.99		Aaa	0.000	1	
271146004-G	690	GOLDMAN SACHS GOVERNMENT FUND	0.00	07/01/2022	0.00	0.00	0.00	0.030	Aaa	0.030	1	
271146005-G	691	GOLDMAN SACHS GOVERNMENT FUND	31.93	07/01/2022	31.93	31.93	31.93	0.030	Aaa	0.030	1	
271146006-G	692	GOLDMAN SACHS GOVERNMENT FUND	0.00		0.00	0.00	0.00		Aaa	0.000	1	
277580000-G	693	GOLDMAN SACHS GOVERNMENT FUND	0.00	07/01/2022	0.00	0.00	0.00	0.030	Aaa	0.030	1	
263599004	744	GOLDMAN SACHS GOVERNMENT FUND	22,380.48		22,380.48	22,380.48	22,380.48	0.005	Aaa	0.005	1	

**CITY OF PALM DESERT**  
**Portfolio Management**  
**Portfolio Details - Investments**  
**September 30, 2023**

CUSIP	Investment #	Issuer	Average Balance	Purchase Date	Par Value	Market Value	Book Value	Stated Rate	Moody's	YTM/C 365	Days to Mat./Call	Maturity Date
<b>Subtotal and Average</b>			<b>3,120,000.92</b>		<b>2,950,974.37</b>	<b>2,950,974.37</b>	<b>2,950,974.37</b>			<b>0.300</b>	<b>1</b>	
<b>MEDIUM-TERM NOTES</b>												
023135BW5	662	AMAZON.COM INC.		07/19/2021	3,000,000.00	2,906,754.00	3,000,000.00	0.450	A	0.450	224	05/12/2024
14913R2L0	697	CATERPILLAR FINANCIAL SERVICES		10/08/2021	3,000,000.00	2,905,824.00	2,999,061.34	0.450	A	0.500	229	05/17/2024
3134GYAB8	760	Freddie Mac		12/30/2022	5,000,000.00	4,973,650.00	5,000,000.00	5.250	Aaa	5.250	456	12/30/2024
38150APM1	752	GOLDMAN SACHS GOVERNMENT FUND		10/31/2022	5,000,000.00	4,915,360.00	5,000,000.00	6.750	A2	6.750	1,489	10/29/2027
6174468C6	747	MORGAN STANLEY		09/01/2022	5,000,000.00	4,832,245.00	5,000,000.00	4.000	A1	3.999	661	07/23/2025
89236TJH9	658	TOYOTA MOTOR CREDIT CORP		06/18/2021	3,000,000.00	2,890,800.00	3,000,000.00	0.500	A	0.500	261	06/18/2024
89236TJH9	659	TOYOTA MOTOR CREDIT CORP		07/08/2021	3,000,000.00	2,890,800.00	2,999,359.92	0.500	A	0.530	261	06/18/2024
89236TJH9	667	TOYOTA MOTOR CREDIT CORP		09/14/2021	3,000,000.00	2,890,800.00	2,999,468.68	0.500	A	0.525	261	06/18/2024
<b>Subtotal and Average</b>			<b>29,997,763.63</b>		<b>30,000,000.00</b>	<b>29,206,233.00</b>	<b>29,997,889.94</b>			<b>2.917</b>	<b>558</b>	
<b>CUSTODIAN PROJECT FUNDS</b>												
6736302420-G	647	FIRST AMERICAN US TREASURY MMF			6,035,864.21	6,035,864.21	6,035,864.21	5.210	Aaa	5.210	1	
6736302430-G	648	FIRST AMERICAN US TREASURY MMF			26,532,837.42	26,532,837.42	26,532,837.42	5.210	Aaa	5.210	1	
6736302440-G	649	FIRST AMERICAN US TREASURY MMF			12,488,903.31	12,488,903.31	12,488,903.31	5.210	Aaa	5.210	1	
6736302450-G	650	FIRST AMERICAN US TREASURY MMF			20,377,534.90	20,377,534.90	20,377,534.90	5.210	Aaa	5.210	1	
<b>Subtotal and Average</b>			<b>65,435,139.84</b>		<b>65,435,139.84</b>	<b>65,435,139.84</b>	<b>65,435,139.84</b>			<b>5.210</b>	<b>1</b>	
<b>RIVERSIDE COUNTY POOL</b>												
052460	052460	POOLED INVESTMENT FUND			2,697,698.66	2,697,698.66	2,697,698.66	3.860	Aaa	3.860	1	
<b>Subtotal and Average</b>			<b>2,697,698.66</b>		<b>2,697,698.66</b>	<b>2,697,698.66</b>	<b>2,697,698.66</b>			<b>3.860</b>	<b>1</b>	
<b>CUSTODIAN PROJECT FUNDS</b>												
6736302420	498	GOLDMAN SACHS TREASURY FUND			0.00	0.00	0.00	0.010	Aaa	0.010	1	
6736302430	499	GOLDMAN SACHS TREASURY FUND			0.00	0.00	0.00	0.010	Aaa	0.010	1	
6736302440	500	GOLDMAN SACHS TREASURY FUND			0.00	0.00	0.00	0.010	Aaa	0.010	1	
6736302450	501	GOLDMAN SACHS TREASURY FUND			0.00	0.00	0.00	0.010	Aaa	0.010	1	
<b>Subtotal and Average</b>			<b>0.00</b>		<b>0.00</b>	<b>0.00</b>	<b>0.00</b>			<b>0.000</b>	<b>0</b>	
<b>Total and Average</b>			<b>311,144,131.42</b>		<b>304,754,609.92</b>	<b>303,294,768.92</b>	<b>304,739,771.45</b>			<b>4.678</b>	<b>72</b>	

**CITY OF PALM DESERT  
Portfolio Management  
Portfolio Details - Cash  
September 30, 2023**

CUSIP	Investment #	Issuer	Average Balance	Purchase Date	Par Value	Market Value	Book Value	Stated		YTM/C	Days to
								Rate	Moody's		
<b>CUSTODIAN PROJECT FUNDS</b>											
SYS753	753	CITY OF PALM DESERT		10/27/2022	0.00	0.00	0.00			0.000	1
<b>BANK CHECKING ACCOUNTS</b>											
SYS13016	13016	CITY OF PALM DESERT MAIN			0.00	0.00	0.00			0.000	1
SYS13013	13013	DESERT WILLOW GOLF COURSE		07/01/2022	0.00	0.00	0.00			0.000	1
SYS602	602	PUBLIC SAFETY CHECKING		07/01/2022	0.00	0.00	0.00			0.000	1
SYS13020	13020	RECREATIONAL FACILITIES CORP		07/01/2022	0.00	0.00	0.00			0.000	1
SYS9121	101	US Bank 1		05/26/2023	5,259,433.69	5,259,433.69	5,259,433.69			0.000	1
SYS9154	DW102	US Bank 1		05/26/2023	61,987.05	61,987.05	61,987.05			0.000	1
SYS9162	PDRFC103	US Bank 1		05/26/2023	1,029.95	1,029.95	1,029.95			0.000	1
SYS4316	PUBSAF107	US Bank 1		05/26/2023	0.00	0.00	0.00			0.000	1
SYS6359	WFDW111	WELLS FARGO BANK		05/24/2023	1,302,447.34	1,302,447.34	1,302,447.34		A1	0.000	1
SYS6391	WFMAIN108	WELLS FARGO BANK		05/19/2023	20,985.00	20,985.00	20,985.00		A1	0.000	1
SYS6342	WFPDRFC112	WELLS FARGO BANK		05/24/2023	908,570.19	908,570.19	908,570.19		A1	0.000	1
		<b>Average Balance</b>	<b>0.00</b>								<b>1</b>
<b>Total Cash and Investments</b>			<b>311,144,131.42</b>		<b>312,309,063.14</b>	<b>310,849,222.14</b>	<b>312,294,224.67</b>			<b>4.678</b>	<b>72</b>

**PALM DESERT HOUSING AUTHORITY  
Portfolio Management  
Portfolio Summary  
September 30, 2023**

<b>Investments</b>	<b>Par Value</b>	<b>Market Value</b>	<b>Book Value</b>	<b>% of Portfolio</b>	<b>Days to Mat./Call</b>	<b>Term</b>	<b>YTM/C 365 Equiv.</b>
CAMP	51,614,512.85	51,614,512.85	51,614,512.85	98.10	1	1	5.550
LAIF	998,018.16	998,018.16	998,018.16	1.90	1	1	3.590
<b>Investments</b>	<b>52,612,531.01</b>	<b>52,612,531.01</b>	<b>52,612,531.01</b>	<b>100.00%</b>	<b>1</b>	<b>1</b>	<b>5.513</b>
<b>Cash</b>							
Passbook/Checking (not included in yield calculations)	4,402,009.74	4,402,009.74	4,402,009.74		1	1	0.000
<b>Total Cash and Investments</b>	<b>57,014,540.75</b>	<b>57,014,540.75</b>	<b>57,014,540.75</b>		<b>1</b>	<b>1</b>	<b>5.513</b>

<b>Total Earnings</b>	<b>September 30 Month Ending</b>
Current Year	246,529.99
<b>Average Daily Balance</b>	<b>56,645,507.24</b>
<b>Effective Rate of Return</b>	<b>5.30%</b>

This investment portfolio complies with the provisions of California Government Code Section 53601 and the City of Palm Desert investment policy. Barring unforeseen events, it has sufficient cash to fund Housing Authority operations for the next six months. All balances are bank balances. The "% of Portfolio" calculation on the Portfolio Summary page omits demand deposits.

*Veronica Chavez*  
 BE46F4F325A44A2...  
 11/21/2023  
 Veronica Chavez, Finance Director



**PALM DESERT HOUSING AUTHORITY**  
**Portfolio Management**  
**Portfolio Details - Investments**  
**September 30, 2023**

CUSIP	Investment #	Issuer	Average Balance	Purchase Date	Par Value	Market Value	Book Value	Stated Rate	Moody's	Days to Mat./Call	YTM/C 365	Maturity Date
<b>CAMP</b>												
SYS12008	12008	CA ASSET MANAGEMENT PROGRAM			51,614,512.85	51,614,512.85	51,614,512.85	5.550		1	5.550	
		<b>Subtotal and Average</b>	<b>51,388,027.47</b>		<b>51,614,512.85</b>	<b>51,614,512.85</b>	<b>51,614,512.85</b>			<b>1</b>	<b>5.550</b>	
<b>CUSTODIAN PROJECT FUNDS</b>												
6736302460	590	GOLDMAN SACHS TREASURY FUND			0.00	0.00	0.00	0.010	Aaa	1	0.010	
		<b>Subtotal and Average</b>	<b>0.00</b>		<b>0.00</b>	<b>0.00</b>	<b>0.00</b>			<b>0</b>	<b>0.000</b>	
<b>LAIF</b>												
SYS21003	21003	LOCAL AGENCY INVESTMENT FUND			998,018.16	998,018.16	998,018.16	3.590		1	3.590	
		<b>Subtotal and Average</b>	<b>998,018.16</b>		<b>998,018.16</b>	<b>998,018.16</b>	<b>998,018.16</b>			<b>1</b>	<b>3.590</b>	
<b>CUSTODIAN PROJECT FUNDS</b>												
6736302460-G	597	FIRST AMERICAN US TREASURY MMF		01/01/2021	0.00	0.00	0.00	4.860	Aaa	1	4.860	
		<b>Subtotal and Average</b>	<b>0.00</b>		<b>0.00</b>	<b>0.00</b>	<b>0.00</b>			<b>0</b>	<b>0.000</b>	
		<b>Total and Average</b>	<b>56,645,507.24</b>		<b>52,612,531.01</b>	<b>52,612,531.01</b>	<b>52,612,531.01</b>			<b>1</b>	<b>5.513</b>	

**PALM DESERT HOUSING AUTHORITY**  
**Portfolio Management**  
**Portfolio Details - Cash**  
**September 30, 2023**


CUSIP	Investment #	Issuer	Average Balance	Purchase Date	Par Value	Market Value	Book Value	Stated Rate	Moody's	Days to Mat./Call	YTM/C 365
<b>CHECKING</b>											
SYS25015	25015	HOUSING AUTH CHECKING			0.00	0.00	0.00			1	0.000
SYS9204	HSG104	HOUSING AUTH CHECKING		05/29/2023	0.00	0.00	0.00			1	0.000
SYS25016	25016	HOUSING AUTH TRUST		07/01/2020	0.00	0.00	0.00			1	0.000
SYS6375	WFHSG113	WELLS FARGO BANK		06/01/2023	3,902,111.24	3,902,111.24	3,902,111.24		A1	1	0.000
SYS6367	WFHSGT	WELLS FARGO BANK		06/01/2023	499,898.50	499,898.50	499,898.50		A1	1	0.000
		<b>Average Balance</b>	<b>0.00</b>							<b>1</b>	
<b>Total Cash and Investments</b>			<b>56,645,507.24</b>		<b>57,014,540.75</b>	<b>57,014,540.75</b>	<b>57,014,540.75</b>			<b>1</b>	<b>5.513</b>

**RDA SUCCESSOR AGENCY  
Portfolio Management  
Portfolio Summary  
September 30, 2023**

Investments	Par Value	Market Value	Book Value	% of Portfolio	Days to Mat./Call	Term	YTM/C 365 Equiv.
RIVERSIDE COUNTY POOL	343.41	343.41	343.41	0.00	1	1	3.860
CAMP	6,055.66	6,055.66	6,055.66	0.02	1	1	5.550
LAIF	762.35	762.35	762.35	0.00	1	1	3.590
TRUSTEE CASH BALANCES - MMA	37,339,265.80	37,339,265.80	37,339,265.80	98.94	1	1	0.000
TRUSTEE CASH BALANCES - GF	392,107.37	392,107.37	392,107.37	1.04	1	1	5.240
<b>Investments</b>	<b>37,738,534.59</b>	<b>37,738,534.59</b>	<b>37,738,534.59</b>	<b>100.00%</b>	<b>1</b>	<b>1</b>	<b>0.055</b>
<b>Cash</b>							
Passbook/Checking (not included in yield calculations)	2,892,886.52	2,892,886.52	2,892,886.52		1	1	0.000
<b>Total Cash and Investments</b>	<b>40,631,421.11</b>	<b>40,631,421.11</b>	<b>40,631,421.11</b>		<b>1</b>	<b>1</b>	<b>0.055</b>

Total Earnings	September 30 Month Ending
Current Year	1,576.33
<b>Average Daily Balance</b>	<b>37,276,239.31</b>
<b>Effective Rate of Return</b>	<b>0.05%</b>

This investment portfolio is in compliance with the provisions of California Government Code Section 53601 and the City of Palm Desert investment policy. Pursuant to ABX126, the availability of cash to fund the Palm Desert RDA Successor Agency's debt service is dependent upon the County of Riverside and the State of California. All balances are bank balances. The "% of Portfolio" calculation on the Portfolio Summary page omits demand deposits.

DocuSigned by:  
  
 BE46F4F325A44A2...  
 11/21/2023  
 Veronica Chavez, Finance Director

Reporting period 09/01/2023-09/30/2023

Run Date: 11/16/2023 - 17:37

No fiscal year history available

Portfolio RDAS  
 AP  
 PM (PRF\_PM1) 7.3.11  
 Report Ver. 7.3.11

**RDA SUCCESSOR AGENCY**  
**Portfolio Management**  
**Portfolio Details - Investments**  
**September 30, 2023**

CUSIP	Investment #	Issuer	Average Balance	Purchase Date	Par Value	Market Value	Book Value	Stated Rate	Moody's	Days to Mat./Call	YTM/C 365	Maturity Date
<b>RIVERSIDE COUNTY POOL</b>												
052470	052470	POOLED INVESTMENT FUND		07/01/2020	343.41	343.41	343.41	3.860	Aaa	1	3.860	
<b>Subtotal and Average</b>			<b>343.41</b>		<b>343.41</b>	<b>343.41</b>	<b>343.41</b>			<b>1</b>	<b>3.860</b>	
<b>CAMP</b>												
SYS578	578	C.A.M.P. POOL (RDA S.A.)			6,055.66	6,055.66	6,055.66	5.550		1	5.550	
<b>Subtotal and Average</b>			<b>6,029.09</b>		<b>6,055.66</b>	<b>6,055.66</b>	<b>6,055.66</b>			<b>1</b>	<b>5.550</b>	
<b>LAIF</b>												
SYS604	604	L.A.I.F. (RDA S.A.)		07/01/2020	762.35	762.35	762.35	3.590		1	3.590	
<b>Subtotal and Average</b>			<b>762.35</b>		<b>762.35</b>	<b>762.35</b>	<b>762.35</b>			<b>1</b>	<b>3.590</b>	
<b>TRUSTEE CASH BALANCES - MMA</b>												
247394001-U	830	U.S. BANK MONEY MARKET ACCOUNT		07/01/2020	0.05	0.05	0.05		P-1	1	0.000	
247394003-U	832	U.S. BANK MONEY MARKET ACCOUNT		07/01/2020	0.00	0.00	0.00	0.010	P-1	1	0.010	
247394002-U	833	U.S. BANK MONEY MARKET ACCOUNT			1.03	1.03	1.03		P-1	1	0.000	
247394000-U	834	U.S. BANK MONEY MARKET ACCOUNT			1,096,764.53	1,096,764.53	1,096,764.53		P-1	1	0.000	
236781002-U	837	U.S. BANK MONEY MARKET ACCOUNT			14.42	14.42	14.42		P-1	1	0.000	
236781003-U	838	U.S. BANK MONEY MARKET ACCOUNT		07/01/2020	0.00	0.00	0.00	0.010	P-1	1	0.010	
236781000-U	839	U.S. BANK MONEY MARKET ACCOUNT			13,724,156.93	13,724,156.93	13,724,156.93		P-1	1	0.000	
253446003-U	842	U.S. BANK MONEY MARKET ACCOUNT		07/01/2020	0.00	0.00	0.00	0.010	P-1	1	0.010	
253446002-U	843	U.S. BANK MONEY MARKET ACCOUNT			7.66	7.66	7.66		P-1	1	0.000	
253446000-U	844	U.S. BANK MONEY MARKET ACCOUNT			4,575,750.00	4,575,750.00	4,575,750.00		P-1	1	0.000	
253446001-U	845	U.S. BANK MONEY MARKET ACCOUNT		07/01/2020	0.41	0.41	0.41		P-1	1	0.000	
224324000-U	853	U.S. BANK MONEY MARKET ACCOUNT			17,942,547.36	17,942,547.36	17,942,547.36		P-1	1	0.000	
224324001-U	855	U.S. BANK MONEY MARKET ACCOUNT		07/01/2020	0.79	0.79	0.79		P-1	1	0.000	
224324002-U	856	U.S. BANK MONEY MARKET ACCOUNT			22.55	22.55	22.55		P-1	1	0.000	
224324003-U	857	U.S. BANK MONEY MARKET ACCOUNT		07/01/2020	0.00	0.00	0.00	0.010	P-1	1	0.010	
236781001-U	881	U.S. BANK MONEY MARKET ACCOUNT		09/01/2020	0.07	0.07	0.07		P-1	1	0.000	
<b>Subtotal and Average</b>			<b>34,023,113.30</b>		<b>37,339,265.80</b>	<b>37,339,265.80</b>	<b>37,339,265.80</b>			<b>1</b>	<b>0.000</b>	
<b>TRUSTEE CASH BALANCES - GF</b>												
277861000-G	811	GOLDMAN SACHS GOVERNMENT FUND			392,107.37	392,107.37	392,107.37	5.240	Aaa	1	5.240	
277861001-G	812	GOLDMAN SACHS GOVERNMENT FUND			0.00	0.00	0.00	0.030	Aaa	1	0.030	
277861002-G	813	GOLDMAN SACHS GOVERNMENT FUND		07/01/2020	0.00	0.00	0.00	0.030	Aaa	1	0.030	
277861003-G	814	GOLDMAN SACHS GOVERNMENT FUND		07/01/2020	0.00	0.00	0.00	0.030	Aaa	1	0.030	

**RDA SUCCESSOR AGENCY**  
**Portfolio Management**  
**Portfolio Details - Investments**  
**September 30, 2023**

CUSIP	Investment #	Issuer	Average Balance	Purchase Date	Par Value	Market Value	Book Value	Stated Rate	Moody's	Days to Mat./Call	YTM/C 365
Subtotal and Average			340,033.26		392,107.37	392,107.37	392,107.37			1	5.240
Total and Average			37,276,239.31		37,738,534.59	37,738,534.59	37,738,534.59			1	0.055

**RDA SUCCESSOR AGENCY**  
**Portfolio Management**  
**Portfolio Details - Cash**  
**September 30, 2023**

CUSIP	Investment #	Issuer	Average Balance	Purchase Date	Par Value	Market Value	Book Value	Stated Rate	Moody's	Days to Mat./Call	YTM/C 365
<b>CHECKING ACCOUNTS</b>											
SYS582	582	RDA SUCCESSOR AGENCY			0.00	0.00	0.00			1	0.000
SYS4021	RDA106	RDA SUCCESSOR AGENCY		06/01/2023	0.00	0.00	0.00			1	0.000
SYS899	WFRDA899	RDA SUCCESSOR AGENCY		08/01/2023	2,892,886.52	2,892,886.52	2,892,886.52		Aa	1	0.000
		<b>Average Balance</b>	<b>0.00</b>							<b>1</b>	
		<b>Total Cash and Investments</b>	<b>37,276,239.31</b>		<b>40,631,421.11</b>	<b>40,631,421.11</b>	<b>40,631,421.11</b>			<b>1</b>	<b>0.055</b>



**Account Statement - Transaction Summary**

For the Month Ending **September 30, 2023**

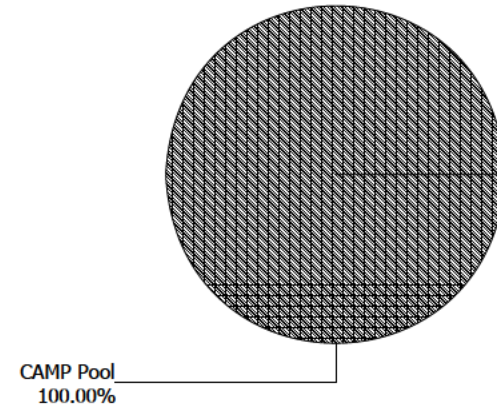
CITY OF PALM DESERT - CITY OF PALM DESERT - [REDACTED]

<b>CAMP Pool</b>	
Opening Market Value	175,914,340.44
Purchases	779,374.13
Redemptions	(5,000,000.00)
Unsettled Trades	0.00
Change in Value	0.00
<b>Closing Market Value</b>	<b>\$171,693,714.57</b>
Cash Dividends and Income	779,374.13

<b>Asset Summary</b>		
	<b>September 30, 2023</b>	<b>August 31, 2023</b>
<b>CAMP Pool</b>	171,693,714.57	175,914,340.44
<b>Total</b>	<b>\$171,693,714.57</b>	<b>\$175,914,340.44</b>

<b>Asset Allocation</b>	
CAMP Pool	100.00%





## Account Statement

For the Month Ending **September 30, 2023**

CITY OF PALM DESERT - CITY OF PALM DESERT - [REDACTED]

Trade Date	Settlement Date	Transaction Description	Share or Unit Price	Dollar Amount of Transaction	Total Shares Owned
<b>CAMP Pool</b>					
<b>Opening Balance</b>					<b>175,914,340.44</b>
09/01/23	09/01/23	Redemption - Outgoing Wires	1.00	(5,000,000.00)	170,914,340.44
09/29/23	10/02/23	Accrual Income Div Reinvestment - Distributions	1.00	779,374.13	171,693,714.57
<b>Closing Balance</b>					<b>171,693,714.57</b>

	Month of September	Fiscal YTD January-September
<b>Opening Balance</b>	175,914,340.44	50,226,466.12
<b>Purchases</b>	779,374.13	126,467,248.45
<b>Redemptions (Excl. Checks)</b>	(5,000,000.00)	(5,000,000.00)
<b>Check Disbursements</b>	0.00	0.00
<b>Closing Balance</b>	<b>171,693,714.57</b>	<b>171,693,714.57</b>
<b>Cash Dividends and Income</b>	779,374.13	5,467,248.45

<b>Closing Balance</b>	171,693,714.57
<b>Average Monthly Balance</b>	170,966,298.72
<b>Monthly Distribution Yield</b>	5.55%





**Account Statement - Transaction Summary**

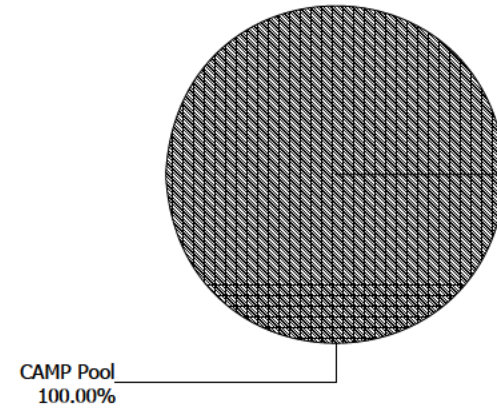
For the Month Ending **September 30, 2023**

CITY OF PALM DESERT - DESERT WILLOW GOLF RESORT - [REDACTED]

<b>CAMP Pool</b>	
Opening Market Value	3,643,078.63
Purchases	16,460.21
Redemptions	(500,000.00)
Unsettled Trades	0.00
Change in Value	0.00
<b>Closing Market Value</b>	<b>\$3,159,538.84</b>
Cash Dividends and Income	16,460.21

<b>Asset Summary</b>	<b>September 30, 2023</b>	<b>August 31, 2023</b>
<b>CAMP Pool</b>	3,159,538.84	3,643,078.63
<b>Total</b>	<b>\$3,159,538.84</b>	<b>\$3,643,078.63</b>

**Asset Allocation**





**Account Statement**

For the Month Ending **September 30, 2023**

CITY OF PALM DESERT - DESERT WILLOW GOLF RESORT - [REDACTED]

Trade Date	Settlement Date	Transaction Description	Share or Unit Price	Dollar Amount of Transaction	Total Shares Owned
<b>CAMP Pool</b>					
<b>Opening Balance</b>					<b>3,643,078.63</b>
09/29/23	09/29/23	Redemption - Outgoing Wires	1.00	(500,000.00)	3,143,078.63
09/29/23	10/02/23	Accrual Income Div Reinvestment - Distributions	1.00	16,460.21	3,159,538.84
<b>Closing Balance</b>					<b>3,159,538.84</b>

	Month of September	Fiscal YTD January-September
<b>Opening Balance</b>	3,643,078.63	2,268,786.14
<b>Purchases</b>	16,460.21	2,140,752.70
<b>Redemptions (Excl. Checks)</b>	(500,000.00)	(1,250,000.00)
<b>Check Disbursements</b>	0.00	0.00
<b>Closing Balance</b>	<b>3,159,538.84</b>	<b>3,159,538.84</b>
<b>Cash Dividends and Income</b>	16,460.21	140,752.70

<b>Closing Balance</b>	3,159,538.84
<b>Average Monthly Balance</b>	3,610,842.64
<b>Monthly Distribution Yield</b>	5.55%



**Account Statement - Transaction Summary**

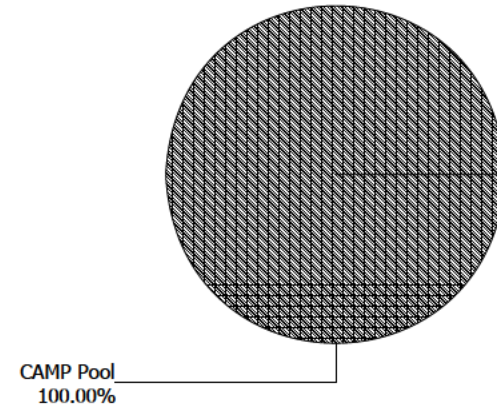
For the Month Ending **September 30, 2023**

CITY OF PALM DESERT - PALM DESERT HOUSING AUTHORITY - [REDACTED]

<b>CAMP Pool</b>	
Opening Market Value	51,380,217.63
Purchases	234,295.22
Redemptions	0.00
Unsettled Trades	0.00
Change in Value	0.00
<b>Closing Market Value</b>	<b>\$51,614,512.85</b>
Cash Dividends and Income	234,295.22

<b>Asset Summary</b>		
	<b>September 30, 2023</b>	<b>August 31, 2023</b>
<b>CAMP Pool</b>	51,614,512.85	51,380,217.63
<b>Total</b>	<b>\$51,614,512.85</b>	<b>\$51,380,217.63</b>

**Asset Allocation**





**Account Statement**

For the Month Ending **September 30, 2023**

**CITY OF PALM DESERT - PALM DESERT HOUSING AUTHORITY - [REDACTED]**

Trade Date	Settlement Date	Transaction Description	Share or Unit Price	Dollar Amount of Transaction	Total Shares Owned
<b>CAMP Pool</b>					
<b>Opening Balance</b>					<b>51,380,217.63</b>
09/29/23	10/02/23	Accrual Income Div Reinvestment - Distributions	1.00	234,295.22	51,614,512.85
<b>Closing Balance</b>					<b>51,614,512.85</b>

	Month of September	Fiscal YTD January-September
<b>Opening Balance</b>	51,380,217.63	49,689,260.13
<b>Purchases</b>	234,295.22	1,925,252.72
<b>Redemptions (Excl. Checks)</b>	0.00	0.00
<b>Check Disbursements</b>	0.00	0.00
<b>Closing Balance</b>	<b>51,614,512.85</b>	<b>51,614,512.85</b>
<b>Cash Dividends and Income</b>	234,295.22	1,925,252.72

<b>Closing Balance</b>	51,614,512.85
<b>Average Monthly Balance</b>	51,395,837.31
<b>Monthly Distribution Yield</b>	5.55%



**Account Statement - Transaction Summary**

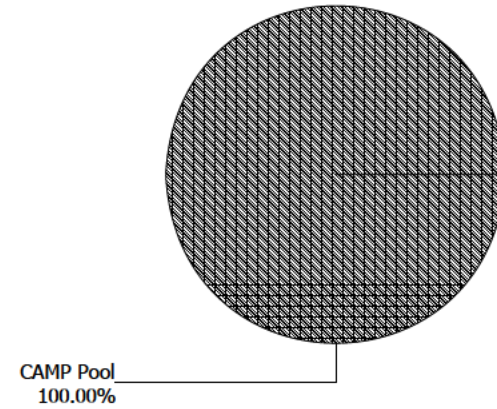
For the Month Ending **September 30, 2023**

CITY OF PALM DESERT - RDA SUCCESSOR AGENCY -- PALM DESERT - [REDACTED]

<b>CAMP Pool</b>	
Opening Market Value	6,028.17
Purchases	27.49
Redemptions	0.00
Unsettled Trades	0.00
Change in Value	0.00
<b>Closing Market Value</b>	<b>\$6,055.66</b>
Cash Dividends and Income	27.49

<b>Asset Summary</b>		
	<b>September 30, 2023</b>	<b>August 31, 2023</b>
<b>CAMP Pool</b>	6,055.66	6,028.17
<b>Total</b>	<b>\$6,055.66</b>	<b>\$6,028.17</b>

**Asset Allocation**





## Account Statement

For the Month Ending **September 30, 2023**

CITY OF PALM DESERT - RDA SUCCESSOR AGENCY -- PALM DESERT - [REDACTED]

Trade Date	Settlement Date	Transaction Description	Share or Unit Price	Dollar Amount of Transaction	Total Shares Owned
<b>CAMP Pool</b>					
<b>Opening Balance</b>					<b>6,028.17</b>
09/29/23	10/02/23	Accrual Income Div Reinvestment - Distributions	1.00	27.49	6,055.66
<b>Closing Balance</b>					<b>6,055.66</b>

	Month of September	Fiscal YTD January-September
<b>Opening Balance</b>	6,028.17	5,829.79
<b>Purchases</b>	27.49	225.87
<b>Redemptions (Excl. Checks)</b>	0.00	0.00
<b>Check Disbursements</b>	0.00	0.00
<b>Closing Balance</b>	<b>6,055.66</b>	<b>6,055.66</b>
<b>Cash Dividends and Income</b>	27.49	225.87

<b>Closing Balance</b>	6,055.66
<b>Average Monthly Balance</b>	6,030.00
<b>Monthly Distribution Yield</b>	5.55%



MALIA M. COHEN  
California State Controller

LOCAL AGENCY INVESTMENT FUND  
REMITTANCE ADVICE

Agency Name CITY OF PALM DESERT  
Account Number [REDACTED]

As of 10/13/2023, your Local Agency Investment Fund account has been directly credited with the interest earned on your deposits for the quarter ending 09/30/2023.

Earnings Ratio		.00009812538629360
Interest Rate		3.59%
Dollar Day Total	\$	953,105,757.43
Quarter End Principal Balance	\$	817,543.64
Quarterly Interest Earned	\$	93,523.87



MALIA M. COHEN  
California State Controller

LOCAL AGENCY INVESTMENT FUND  
REMITTANCE ADVICE

Agency Name PALM DESERT HOUSING AUTHORITY  
Account Number [REDACTED]

As of 10/13/2023, your Local Agency Investment Fund account has been directly credited with the interest earned on your deposits for the quarter ending 09/30/2023.

Earnings Ratio		.00009812538629360
Interest Rate		3.59%
Dollar Day Total	\$	91,716,598.32
Quarter End Principal Balance	\$	998,018.16
Quarterly Interest Earned	\$	8,999.73





MALIA M. COHEN  
California State Controller

LOCAL AGENCY INVESTMENT FUND  
REMITTANCE ADVICE

Agency Name S/A TO THE PALM DESERT  
Account Number [REDACTED]

As of 10/13/2023, your Local Agency Investment Fund account has been directly credited with the interest earned on your deposits for the quarter ending 09/30/2023.

Earnings Ratio		.00009812538629360
Interest Rate		3.59%
Dollar Day Total	\$	70,058.98
Quarter End Principal Balance	\$	762.35
Quarterly Interest Earned	\$	6.87

## Fund Summary Report

**Parameters:** Query: Fund Summary

Bank: oneof

Account Number: oneof [REDACTED]

Counterparty: equalto

**Run Date:** 10-Oct-2023 12:08:29 PM

**User:** Susan

**From :** 01-Sep-2023

**To :** 30-Sep-2023

**As at :** 10-Oct-2023

**Balance Calculation Based On:** Value Date

Account Number	Account Name	Balance Forward	Total Receipts	Total Payments	Total
[REDACTED]	City Of Palm Desert	\$2,697,698.66	\$0.00	\$0.00	\$2,697,698.66
[REDACTED]	RDA Successor Agcy Palm Desert	\$343.41	\$0.00	\$0.00	\$343.41

**Grand Total:** **\$2,698,042.07** **\$0.00** **\$0.00** **\$2,698,042.07**