



Monthly Investment Summary Report

November 2023

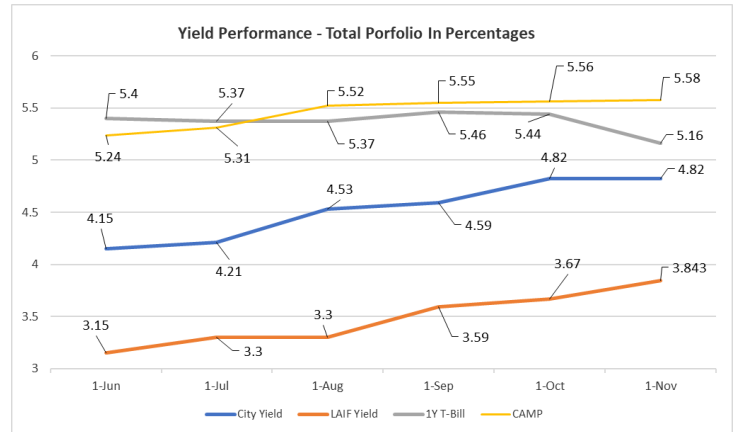
CITY OF PALM DESERT

OVERVIEW

This report summarizes the City's investment activities and Staff analysis for the month ending November 30, 2023.

YIELD PERFORMANCE

The City's current yield of 4.82% is .97% higher than LAIF's 3.843%, which is our current policy benchmark as of November 2023.



ACTIVITY

The City's investment portfolio is summarized here. Investment transactions were executed in accordance with the California State Government Code, the City's Investment Policy, and all bond indentures.

Key Highlights:


- 3 million in Agencies matured and reinvested in US Treasury
- 7 million was withdrawn from CAMP for a loan to an Affordable Housing Developer

INVESTMENT SUMMARY

\$ Millions						
Asset Class	Beginning Book Value 11/1/2023	Purchases & Deposits	Redemptions & Withdrawals	Ending Book Value 11/30/2023	% of Portfolio	
Agencies	\$ 23.97	\$ -	\$ (3.00)	\$ 20.97	9%	
Corporates	24.99	-	-	24.99	11%	
US Treasury	8.86	3.00	-	11.86	5%	
CAMP Pool	175.68	0.78	(7.24)	169.22	73%	
LAIF Pool	0.91	-	-	0.91	0%	
County Pool	2.72	-	-	2.72	1%	
Investments						
Total	\$ 237.13	\$ 3.78	\$ (10.24)	\$ 230.68	100%	
Custodian ^	65.25	0.29	-	65.54		
Trustee ^	2.95	0.00	-	2.95		
Cash	10.69	19.86	(19.19)	11.36		
Cash & Cash w/Fiscal Agentys						
Total	\$ 78.89	\$ 20.15	\$ (19.19)	\$ 79.85		
Total	\$ 316.03	\$ 23.93	\$ (29.43)	\$ 310.53		

^ = Restricted funds based upon bond indenture terms.

CAMP is continuing to outperform LAIF, which is why 169 million is currently held in CAMP. That said, the yield performance chart above shows that CAMP's growth is slowing in comparison to LAIF's growth. Staff will continue to monitor and makes transfers between the pooled accounts as yields begin to change.



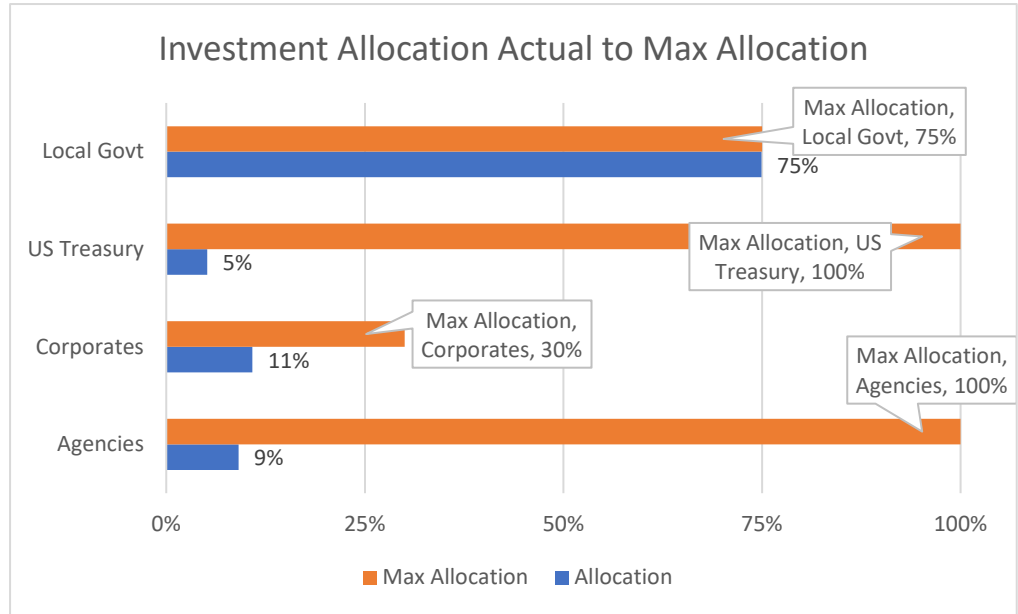
Monthly Investment Summary Report

November 2023

CITY OF PALM DESERT

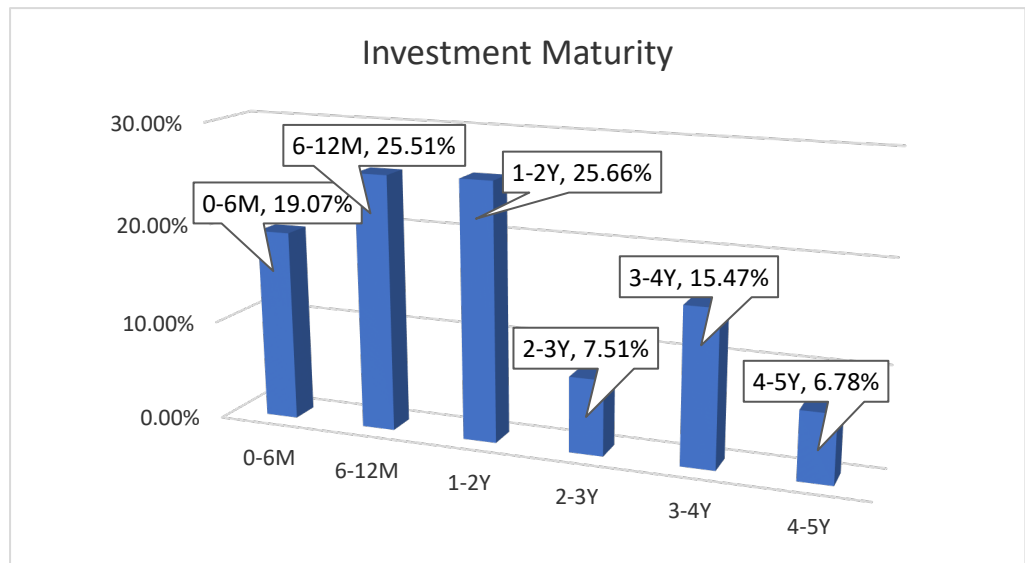
CURRENT ASSET ALLOCATION

Currently, investments in Local Government Pooled investments are maxed @ 75% to take advantage of CAMP's ongoing high yield of 5.58%, and to maintain liquidity during the first half of the fiscal year, as mentioned in the Monthly Financial Report.



INVESTMENT MATURITIES

Investment scheduled to mature in 0 – 2 years make up 70.24% of core assets. Future asset purchases will be more evenly laddered from 0 – 5 years dependent on cash flow needs due to upcoming capital projects.





Monthly Investment Summary Report

November 2023

CITY OF PALM DESERT

MONTHLY MARKET VALUE CHANGES

Market Values for the current month compared to the prior month are now being compared to evaluate market activity based on PFM's investment recommendations. For the month of November, the overall core investment is performing 0.75% better than the prior month.

<u>Market Values</u>	<u>October</u>	<u>November</u>	<u>\$ Change</u>	
Federal Agency	23,405,821.00	20,508,484.00	(2,897,337.00)	*
Corporate Note	24,280,082.00	24,435,892.00	155,810.00	
US Treasury	8,833,039.08	12,000,210.90	3,167,171.82	*
Total	56,518,942.08	56,944,586.90	425,644.82	0.753%

* The high dollar changes between investment types are related to PFM's diversification of our portfolio, in order to take better advantage of current available yields.

This investment portfolio is in compliance with the provisions of California Government Code Section 53601 and the City of Palm Desert investment policy. Barring unforeseen events, it has sufficient cash to fund city expenditures for the next six months. US Bank Custody Services has provided market value prices for all corporate securities. All balances are bank balances. The "% of Portfolio" calculation on the Portfolio Summary page omits demand deposits.

DocuSigned by:

Veronica Chavez

1/11/2024

Veronica Chavez, Finance Director



Managed Account Summary Statement

For the Month Ending **November 30, 2023**

CITY OF PALM DESERT - [REDACTED]

Transaction Summary - Managed Account

Opening Market Value	\$56,518,942.08
Maturities/Calls	(3,000,000.00)
Principal Dispositions	0.00
Principal Acquisitions	3,002,093.76
Unsettled Trades	0.00
Change in Current Value	423,551.06
Closing Market Value	\$56,944,586.90

Cash Transactions Summary - Managed Account

Maturities/Calls	3,006,750.00
Sale Proceeds	0.00
Coupon/Interest/Dividend Income	23,947.55
Principal Payments	0.00
Security Purchases	(3,007,179.82)
Net Cash Contribution	0.00
Reconciling Transactions	0.00

Earnings Reconciliation (Cash Basis) - Managed Account

Interest/Dividends/Coupons Received	30,697.55
Less Purchased Interest Related to Interest/Coupons	(5,086.06)
Plus Net Realized Gains/Losses	0.00
Total Cash Basis Earnings	\$25,611.49

Cash Balance

Closing Cash Balance	\$290,438.25
-----------------------------	---------------------

Earnings Reconciliation (Accrual Basis)

	Total
Ending Amortized Value of Securities	57,869,708.92
Ending Accrued Interest	345,974.29
Plus Proceeds from Sales	0.00
Plus Proceeds of Maturities/Calls/Principal Payments	3,006,750.00
Plus Coupons/Dividends Received	23,947.55
Less Cost of New Purchases	(3,007,179.82)
Less Beginning Amortized Value of Securities	(57,853,075.80)
Less Beginning Accrued Interest	(267,581.80)
Total Accrual Basis Earnings	\$118,543.34



Portfolio Summary and Statistics

For the Month Ending **November 30, 2023**

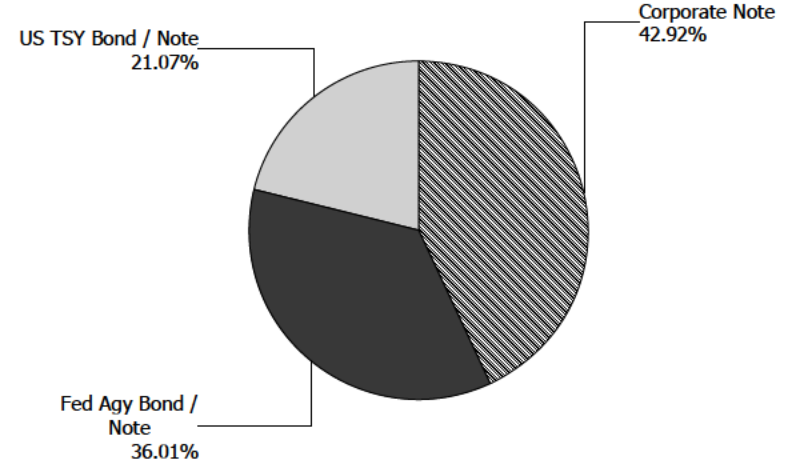
CITY OF PALM DESERT - [REDACTED]

Account Summary

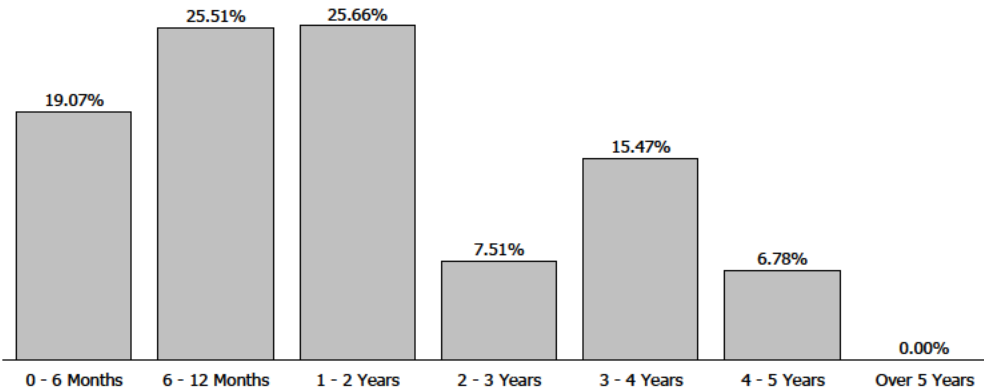
Description	Par Value	Market Value	Percent
U.S. Treasury Bond / Note	12,825,000.00	12,000,210.90	21.07
Federal Agency Bond / Note	21,000,000.00	20,508,484.00	36.01
Corporate Note	25,000,000.00	24,435,892.00	42.92
Managed Account Sub-Total	58,825,000.00	56,944,586.90	100.00%
Accrued Interest		345,974.29	
Total Portfolio	58,825,000.00	57,290,561.19	

Unsettled Trades **0.00** **0.00**

Sector Allocation



Maturity Distribution



Characteristics

Yield to Maturity at Cost	2.65%
Yield to Maturity at Market	5.36%
Weighted Average Days to Maturity	595



Managed Account Issuer Summary

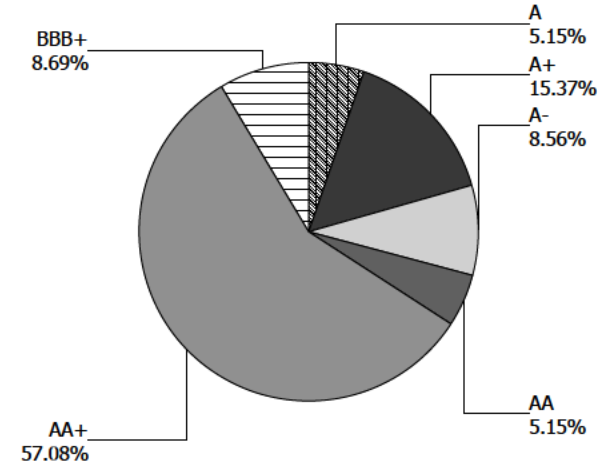
For the Month Ending **November 30, 2023**

CITY OF PALM DESERT -

Issuer Summary

Issuer	Market Value of Holdings	Percent
AMAZON.COM INC	2,933,313.00	5.15
CATERPILLAR INC	2,930,082.00	5.15
FEDERAL FARM CREDIT BANKS	4,748,865.00	8.34
FEDERAL HOME LOAN BANKS	10,773,209.00	18.92
FREDDIE MAC	4,986,410.00	8.76
GOLDMAN SACHS GROUP INC	4,947,070.00	8.69
MORGAN STANLEY	4,875,015.00	8.56
TOYOTA MOTOR CORP	8,750,412.00	15.37
UNITED STATES TREASURY	12,000,210.90	21.06
Total	\$56,944,586.90	100.00%

Credit Quality (S&P Ratings)





Managed Account Detail of Securities Held

For the Month Ending **November 30, 2023**

CITY OF PALM DESERT - [REDACTED]

Security Type/Description Dated Date/Coupon/Maturity	CUSIP	Par	S&P Rating	Moody's Rating	Trade Date	Settle Date	Original Cost	YTM at Cost	Accrued Interest	Amortized Cost	Market Value
U.S. Treasury Bond / Note											
US TREASURY NOTES DTD 06/15/2023 4.125% 06/15/2026	91282CHH7	1,000,000.00	AA+	Aaa	10/17/23	10/20/23	977,929.69	5.02	19,047.13	978,886.30	990,000.00
US TREASURY NOTES DTD 07/15/2023 4.500% 07/15/2026	91282CHM6	1,000,000.00	AA+	Aaa	10/13/23	10/16/23	990,937.50	4.85	16,997.28	991,353.13	999,218.80
US TREASURY NOTES DTD 08/15/2023 4.375% 08/15/2026	91282CHU8	1,000,000.00	AA+	Aaa	10/11/23	10/12/23	989,140.63	4.79	12,839.67	989,663.72	996,406.20
US TREASURY NOTES DTD 10/31/2019 1.625% 10/31/2026	912828YO7	1,400,000.00	AA+	Aaa	11/22/23	11/24/23	1,286,742.19	4.60	1,937.50	1,287,481.75	1,291,500.00
US TREASURY NOTES DTD 04/30/2022 2.750% 04/30/2027	91282CEN7	1,050,000.00	AA+	Aaa	10/17/23	10/20/23	976,705.08	4.93	2,459.13	979,095.13	994,710.99
US TREASURY NOTES DTD 07/31/2022 2.750% 07/31/2027	91282CFB2	1,075,000.00	AA+	Aaa	10/11/23	10/12/23	1,003,067.38	4.69	9,880.94	1,005,658.61	1,015,203.13
US TREASURY NOTES DTD 09/30/2020 0.375% 09/30/2027	91282CAL5	1,000,000.00	AA+	Aaa	11/22/23	11/24/23	855,703.13	4.50	635.25	856,421.54	859,687.50
US TREASURY NOTES DTD 10/31/2022 4.125% 10/31/2027	91282CFU0	1,000,000.00	AA+	Aaa	10/13/23	10/16/23	978,320.31	4.72	3,513.05	978,995.96	990,781.20
US TREASURY NOTES DTD 11/30/2020 0.625% 11/30/2027	91282CAY7	1,000,000.00	AA+	Aaa	11/22/23	11/24/23	859,648.44	4.48	17.08	860,318.15	863,437.50
US TREASURY NOTES DTD 04/30/2021 1.250% 04/30/2028	91282CBZ3	1,150,000.00	AA+	Aaa	10/13/23	10/16/23	990,167.97	4.68	1,224.24	994,602.39	1,007,687.50
US TREASURY NOTES DTD 05/31/2021 1.250% 05/31/2028	91282CCE9	1,150,000.00	AA+	Aaa	10/11/23	10/12/23	989,224.61	4.64	39.28	993,972.85	1,005,171.88
US TREASURY NOTES DTD 06/30/2023 4.000% 06/30/2028	91282CHK0	1,000,000.00	AA+	Aaa	10/17/23	10/20/23	964,609.38	4.85	16,739.13	965,476.09	986,406.20
Security Type Sub-Total		12,825,000.00					11,862,196.31	4.73	85,329.68	11,881,925.62	12,000,210.90
Federal Agency Bond / Note											
FEDERAL HOME LOAN BANK NOTES DTD 11/01/2021 0.500% 12/08/2023	3130APR72	5,000,000.00	AA+	Aaa	11/03/21	11/03/21	5,000,000.00	0.50	12,013.89	5,000,000.00	4,995,200.00



Managed Account Detail of Securities Held

For the Month Ending **November 30, 2023**

CITY OF PALM DESERT - [REDACTED]

Security Type/Description Dated Date/Coupon/Maturity	CUSIP	Par	S&P Rating	Moody's Rating	Trade Date	Settle Date	Original Cost	YTM at Cost	Accrued Interest	Amortized Cost	Market Value
Federal Agency Bond / Note											
FEDERAL HOME LOAN BANK NOTES DTD 07/29/2021 0.400% 07/29/2024	3130AN7K0	3,000,000.00	AA+	Aaa	07/09/21	07/09/21	3,000,000.00	0.40	4,066.67	3,000,000.00	2,903,415.00
FEDERAL HOME LOAN BANK NOTES (CALLABLE) DTD 07/28/2021 0.500% 10/28/2024	3130ANAC4	3,000,000.00	AA+	Aaa	07/27/21	07/27/21	2,999,550.00	0.50	5,125.00	2,999,874.35	2,874,594.00
FEDERAL FARM CREDIT BANK NOTES (CALLABLE) DTD 12/23/2020 0.320% 12/23/2024	3133EMLP5	5,000,000.00	AA+	Aaa	09/10/21	09/10/21	4,967,500.00	0.52	7,022.22	4,989,491.67	4,748,865.00
FREDDIE MAC NOTES (CALLABLE) DTD 12/30/2022 5.250% 12/30/2024	3134GYAB8	5,000,000.00	AA+	Aaa	12/12/22	12/12/22	5,000,000.00	5.25	110,104.17	5,000,000.00	4,986,410.00
Security Type Sub-Total		21,000,000.00					20,967,050.00	1.65	138,331.95	20,989,366.02	20,508,484.00
Corporate Note											
AMAZON.COM INC CORPORATE NOTES DTD 05/12/2021 0.450% 05/12/2024	023135BW5	3,000,000.00	AA	A1	07/15/21	07/15/21	3,000,000.00	0.45	712.50	3,000,000.00	2,933,313.00
CATERPILLAR FINL SERVICE CORPORATE NOTES DTD 05/17/2021 0.450% 05/17/2024	14913R2L0	3,000,000.00	A	A2	10/06/21	10/06/21	2,996,100.00	0.50	525.00	2,999,313.21	2,930,082.00
TOYOTA MOTOR CREDIT CORP CORPORATE NOTES DTD 06/18/2021 0.500% 06/18/2024	89236TJH9	3,000,000.00	A+	A1	06/15/21	06/15/21	3,000,000.00	0.50	6,791.67	3,000,000.00	2,916,804.00
TOYOTA MOTOR CREDIT CORP CORPORATE NOTES DTD 06/18/2021 0.500% 06/18/2024	89236TJH9	3,000,000.00	A+	A1	07/06/21	07/06/21	2,997,360.00	0.53	6,791.67	2,999,510.20	2,916,804.00
TOYOTA MOTOR CREDIT CORP CORPORATE NOTES DTD 06/18/2021 0.500% 06/18/2024	89236TJH9	3,000,000.00	A+	A1	09/10/21	09/10/21	2,997,945.00	0.52	6,791.67	2,999,593.87	2,916,804.00
MORGAN STANLEY CORP NOTES DTD 07/23/2015 4.000% 07/23/2025	6174468C6	5,000,000.00	A-	A1	08/30/22	08/30/22	5,000,000.00	4.00	71,111.11	5,000,000.00	4,875,015.00



Managed Account Detail of Securities Held

For the Month Ending **November 30, 2023**

CITY OF PALM DESERT - [REDACTED]

Security Type/Description Dated Date/Coupon/Maturity	CUSIP	Par	S&P Rating	Moody's Rating	Trade Date	Settle Date	Original Cost	YTM at Cost	Accrued Interest	Amortized Cost	Market Value
Corporate Note											
GOLDMAN SACHS CORP NOTES (CALLABLE) DTD 10/31/2022 6.750% 10/29/2027	38150APM1	5,000,000.00	BBB+	A2	10/27/22	10/27/22	5,000,000.00	6.75	29,589.04	5,000,000.00	4,947,070.00
Security Type Sub-Total		25,000,000.00					24,991,405.00	2.46	122,312.66	24,998,417.28	24,435,892.00
Managed Account Sub-Total		58,825,000.00					57,820,651.31	2.65	345,974.29	57,869,708.92	56,944,586.90
Securities Sub-Total		\$58,825,000.00					\$57,820,651.31	2.65%	\$345,974.29	\$57,869,708.92	\$56,944,586.90
Accrued Interest											\$345,974.29
Total Investments											\$57,290,561.19



Managed Account Fair Market Value & Analytics

For the Month Ending **November 30, 2023**

CITY OF PALM DESERT - [REDACTED]

Security Type/Description Dated Date/Coupon/Maturity	CUSIP	Par	Broker	Next Call Date	Market Price	Market Value	Unreal G/L On Cost	Unreal G/L Amort Cost	Effective Duration	YTM at Mkt
U.S. Treasury Bond / Note										
US TREASURY NOTES DTD 06/15/2023 4.125% 06/15/2026	91282CHH7	1,000,000.00	STIFEL		99.00	990,000.00	12,070.31	11,113.70	2.39	4.55
US TREASURY NOTES DTD 07/15/2023 4.500% 07/15/2026	91282CHM6	1,000,000.00	JPM_CHA		99.92	999,218.80	8,281.30	7,865.67	2.46	4.53
US TREASURY NOTES DTD 08/15/2023 4.375% 08/15/2026	91282CHU8	1,000,000.00	JPM_CHA		99.64	996,406.20	7,265.57	6,742.48	2.55	4.52
US TREASURY NOTES DTD 10/31/2019 1.625% 10/31/2026	912828YO7	1,400,000.00	JPM_CHA		92.25	1,291,500.00	4,757.81	4,018.25	2.85	4.49
US TREASURY NOTES DTD 04/30/2022 2.750% 04/30/2027	91282CEN7	1,050,000.00	WELLS_F		94.73	994,710.99	18,005.91	15,615.86	3.27	4.43
US TREASURY NOTES DTD 07/31/2022 2.750% 07/31/2027	91282CFB2	1,075,000.00	JPM_CHA		94.44	1,015,203.13	12,135.75	9,544.52	3.48	4.41
US TREASURY NOTES DTD 09/30/2020 0.375% 09/30/2027	91282CAL5	1,000,000.00	WELLS_F		85.97	859,687.50	3,984.37	3,265.96	3.80	4.39
US TREASURY NOTES DTD 10/31/2022 4.125% 10/31/2027	91282CFU0	1,000,000.00	JPM_CHA		99.08	990,781.20	12,460.89	11,785.24	3.64	4.38
US TREASURY NOTES DTD 11/30/2020 0.625% 11/30/2027	91282CAY7	1,000,000.00	WELLS_F		86.34	863,437.50	3,789.06	3,119.35	3.95	4.38
US TREASURY NOTES DTD 04/30/2021 1.250% 04/30/2028	91282CBZ3	1,150,000.00	JPM_CHA		87.63	1,007,687.50	17,519.53	13,085.11	4.30	4.36
US TREASURY NOTES DTD 05/31/2021 1.250% 05/31/2028	91282CCE9	1,150,000.00	JPM_CHA		87.41	1,005,171.88	15,947.27	11,199.03	4.38	4.36
US TREASURY NOTES DTD 06/30/2023 4.000% 06/30/2028	91282CHK0	1,000,000.00	JPM_CHA		98.64	986,406.20	21,796.82	20,930.11	4.16	4.33
Security Type Sub-Total		12,825,000.00				12,000,210.90	138,014.59	118,285.28	3.41	4.43
Federal Agency Bond / Note										
FEDERAL HOME LOAN BANK NOTES DTD 11/01/2021 0.500% 12/08/2023	3130APR72	5,000,000.00	DIRECT		99.90	4,995,200.00	(4,800.00)	(4,800.00)	0.02	4.81
FEDERAL HOME LOAN BANK NOTES DTD 07/29/2021 0.400% 07/29/2024	3130AN7K0	3,000,000.00	DIRECT		96.78	2,903,415.00	(96,585.00)	(96,585.00)	0.66	5.40



Managed Account Fair Market Value & Analytics

For the Month Ending **November 30, 2023**

CITY OF PALM DESERT - [REDACTED]

Security Type/Description Dated Date/Coupon/Maturity	CUSIP	Par	Broker	Next Call Date	Market Price	Market Value	Unreal G/L On Cost	Unreal G/L Amort Cost	Effective Duration	YTM at Mkt
Federal Agency Bond / Note										
FEDERAL HOME LOAN BANK NOTES (CALLABLE) DTD 07/28/2021 0.500% 10/28/2024	3130ANAC4	3,000,000.00	DIRECT	01/28/24	95.82	2,874,594.00	(124,956.00)	(125,280.35)	0.18	5.26
FEDERAL FARM CREDIT BANK NOTES (CALLABLE) DTD 12/23/2020 0.320% 12/23/2024	3133EMLP5	5,000,000.00	DIRECT		94.98	4,748,865.00	(218,635.00)	(240,626.67)	1.06	5.24
FREDDIE MAC NOTES (CALLABLE) DTD 12/30/2022 5.250% 12/30/2024	3134GYAB8	5,000,000.00	DIRECT	12/30/23	99.73	4,986,410.00	(13,590.00)	(13,590.00)	0.09	5.51
Security Type Sub-Total		21,000,000.00				20,508,484.00	(458,566.00)	(480,882.02)	0.39	5.23
Corporate Note										
AMAZON.COM INC CORPORATE NOTES DTD 05/12/2021 0.450% 05/12/2024	023135BW5	3,000,000.00	DIRECT		97.78	2,933,313.00	(66,687.00)	(66,687.00)	0.45	5.51
CATERPILLAR FINL SERVICE CORPORATE NOTES DTD 05/17/2021 0.450% 05/17/2024	14913R2L0	3,000,000.00	DIRECT		97.67	2,930,082.00	(66,018.00)	(69,231.21)	0.46	5.60
TOYOTA MOTOR CREDIT CORP CORPORATE NOTES DTD 06/18/2021 0.500% 06/18/2024	89236TJH9	3,000,000.00	DIRECT		97.23	2,916,804.00	(83,196.00)	(83,196.00)	0.55	5.69
TOYOTA MOTOR CREDIT CORP CORPORATE NOTES DTD 06/18/2021 0.500% 06/18/2024	89236TJH9	3,000,000.00	DIRECT		97.23	2,916,804.00	(80,556.00)	(82,706.20)	0.55	5.69
TOYOTA MOTOR CREDIT CORP CORPORATE NOTES DTD 06/18/2021 0.500% 06/18/2024	89236TJH9	3,000,000.00	DIRECT		97.23	2,916,804.00	(81,141.00)	(82,789.87)	0.55	5.69
MORGAN STANLEY CORP NOTES DTD 07/23/2015 4.000% 07/23/2025	6174468C6	5,000,000.00	DIRECT		97.50	4,875,015.00	(124,985.00)	(124,985.00)	1.59	5.61
GOLDMAN SACHS CORP NOTES (CALLABLE) DTD 10/31/2022 6.750% 10/29/2027	38150APM1	5,000,000.00	DIRECT	01/31/24	98.94	4,947,070.00	(52,930.00)	(52,930.00)	0.18	7.06
Security Type Sub-Total		25,000,000.00				24,435,892.00	(555,513.00)	(562,525.28)	0.66	5.92
Managed Account Sub-Total		58,825,000.00				56,944,586.90	(876,064.41)	(925,122.02)	1.14	5.36



Managed Account Fair Market Value & Analytics

For the Month Ending **November 30, 2023**

CITY OF PALM DESERT - [REDACTED]						
Securities Sub-Total	\$58,825,000.00	\$56,944,586.90	(\$876,064.41)	(\$925,122.02)	1.14	5.36%
Accrued Interest		\$345,974.29				
Total Investments		\$57,290,561.19				



Managed Account Security Transactions & Interest

For the Month Ending **November 30, 2023**

CITY OF PALM DESERT - [REDACTED]

Transaction Type		Security Description	CUSIP	Par	Principal Proceeds	Accrued Interest	Total	Realized G/L Cost	Realized G/L Amort Cost	Sale Method
Trade	Settle									
BUY										
11/22/23	11/24/23	US TREASURY NOTES DTD 09/30/2020 0.375% 09/30/2027	91282CAL5	1,000,000.00	(855,703.13)	(563.52)	(856,266.65)			
11/22/23	11/24/23	US TREASURY NOTES DTD 11/30/2020 0.625% 11/30/2027	91282CAY7	1,000,000.00	(859,648.44)	(3,022.54)	(862,670.98)			
11/22/23	11/24/23	US TREASURY NOTES DTD 10/31/2019 1.625% 10/31/2026	912828YQ7	1,400,000.00	(1,286,742.19)	(1,500.00)	(1,288,242.19)			
Transaction Type Sub-Total				3,400,000.00	(3,002,093.76)	(5,086.06)	(3,007,179.82)			
INTEREST										
11/01/23	11/01/23	MONEY MARKET FUND	MONEY0002	0.00	0.00	135.05	135.05			
11/12/23	11/12/23	AMAZON.COM INC CORPORATE NOTES DTD 05/12/2021 0.450% 05/12/2024	023135BW5	3,000,000.00	0.00	6,750.00	6,750.00			
11/17/23	11/17/23	CATERPILLAR FINL SERVICE CORPORATE NOTES DTD 05/17/2021 0.450% 05/17/2024	14913R2L0	3,000,000.00	0.00	6,750.00	6,750.00			
11/30/23	11/30/23	US TREASURY NOTES DTD 11/30/2020 0.625% 11/30/2027	91282CAY7	1,000,000.00	0.00	3,125.00	3,125.00			
11/30/23	11/30/23	US TREASURY NOTES DTD 05/31/2021 1.250% 05/31/2028	91282CCE9	1,150,000.00	0.00	7,187.50	7,187.50			
Transaction Type Sub-Total				8,150,000.00	0.00	23,947.55	23,947.55			
MATURITY										
11/24/23	11/24/23	FEDERAL HOME LOAN BANK NOTES DTD 11/24/2021 0.450% 11/24/2023	3130APMC6	3,000,000.00	3,000,000.00	6,750.00	3,006,750.00	0.00	0.00	
Transaction Type Sub-Total				3,000,000.00	3,000,000.00	6,750.00	3,006,750.00	0.00	0.00	
Managed Account Sub-Total					(2,093.76)	25,611.49	23,517.73	0.00	0.00	
Total Security Transactions					(2,093.76)	\$25,611.49	\$23,517.73	\$0.00	\$0.00	



Account Statement - Transaction Summary

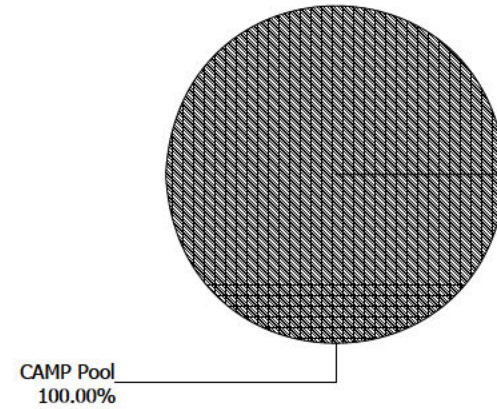
For the Month Ending **November 30, 2023**

CITY OF PALM DESERT - CITY OF PALM DESERT - [REDACTED]

CAMP Pool	
Opening Market Value	172,504,025.07
Purchases	766,896.39
Redemptions	(7,235,000.00)
Unsettled Trades	0.00
Change in Value	0.00
Closing Market Value	\$166,035,921.46
Cash Dividends and Income	766,896.39

Asset Summary		
	November 30, 2023	October 31, 2023
CAMP Pool	166,035,921.46	172,504,025.07
Total	\$166,035,921.46	\$172,504,025.07

Asset Allocation





Account Statement

For the Month Ending **November 30, 2023**

CITY OF PALM DESERT - CITY OF PALM DESERT - [REDACTED]

Trade Date	Settlement Date	Transaction Description	Share or Unit Price	Dollar Amount of Transaction	Total Shares Owned
CAMP Pool					
Opening Balance					172,504,025.07
11/09/23	11/09/23	Redemption - Outgoing Wires	1.00	(7,235,000.00)	165,269,025.07
11/30/23	12/01/23	Accrual Income Div Reinvestment - Distributions	1.00	766,896.39	166,035,921.46
Closing Balance					166,035,921.46

	Month of November	Fiscal YTD January-November
Opening Balance	172,504,025.07	50,226,466.12
Purchases	766,896.39	128,044,455.34
Redemptions (Excl. Checks)	(7,235,000.00)	(12,235,000.00)
Check Disbursements	0.00	0.00
Closing Balance	166,035,921.46	166,035,921.46
Cash Dividends and Income	766,896.39	7,044,455.34

Closing Balance	166,035,921.46
Average Monthly Balance	167,223,921.62
Monthly Distribution Yield	5.58%



Account Statement - Transaction Summary

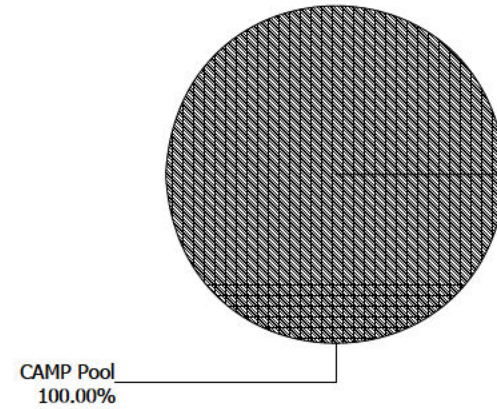
For the Month Ending **November 30, 2023**

CITY OF PALM DESERT - DESERT WILLOW GOLF RESORT - [REDACTED]

CAMP Pool	
Opening Market Value	3,174,450.00
Purchases	14,560.39
Redemptions	0.00
Unsettled Trades	0.00
Change in Value	0.00
Closing Market Value	\$3,189,010.39
Cash Dividends and Income	14,560.39

Asset Summary		
	November 30, 2023	October 31, 2023
CAMP Pool	3,189,010.39	3,174,450.00
Total	\$3,189,010.39	\$3,174,450.00

Asset Allocation





Account Statement

For the Month Ending **November 30, 2023**

CITY OF PALM DESERT - DESERT WILLOW GOLF RESORT - [REDACTED]

Trade Date	Settlement Date	Transaction Description	Share or Unit Price	Dollar Amount of Transaction	Total Shares Owned
CAMP Pool					
Opening Balance					3,174,450.00
11/30/23	12/01/23	Accrual Income Div Reinvestment - Distributions	1.00	14,560.39	3,189,010.39
Closing Balance					3,189,010.39

	Month of November	Fiscal YTD January-November
Opening Balance	3,174,450.00	2,268,786.14
Purchases	14,560.39	2,170,224.25
Redemptions (Excl. Checks)	0.00	(1,250,000.00)
Check Disbursements	0.00	0.00
Closing Balance	3,189,010.39	3,189,010.39
Cash Dividends and Income	14,560.39	170,224.25

Closing Balance	3,189,010.39
Average Monthly Balance	3,174,935.35
Monthly Distribution Yield	5.58%

California State Treasurer *Fiona Ma, CPA*



Local Agency Investment Fund
P.O. Box 942809
Sacramento, CA 94209 0001
(916) 653-3001

December 04, 2023

[LAIF Home](#)
[PMIA Average Monthly Yields](#)

CITY OF PALM DESERT

CITY TREASURER
73 510 FRED WARING DRIVE
PALM DESERT, CA 92260-2578

[Tran Type Definitions](#)

Account Number: XXXXXXXXXX

November 2023 Statement

Account Summary

Total Deposit:	0.00	Beginning Balance:	911,067.51
Total Withdrawal:	0.00	Ending Balance:	911,067.51

Fund Summary Report

Parameters: Query: Fund Summary

Bank: oneof

Account Number: oneof [REDACTED]

Counterparty: equalto

Run Date: 07-Dec-2023 02:42:05 PM

User: Susan

From : 01-Nov-2023

To : 30-Nov-2023

As at : 07-Dec-2023

Balance Calculation Based On: Value Date

Account Number	Account Name	Balance Forward	Total Receipts	Total Payments	Total
[REDACTED]	City Of Palm Desert	\$2,722,329.42	\$0.00	\$0.00	\$2,722,329.42
[REDACTED]	[REDACTED]	[REDACTED]	[REDACTED]	[REDACTED]	[REDACTED]

Grand Total: **\$2,722,676.17** **\$0.00** **\$0.00** **\$2,722,676.17**



Palm Desert Housing Authority Monthly Investment Summary Report

November 2023

CITY OF PALM DESERT

OVERVIEW

This report summarizes the Palm Desert Housing Authority investment activities for the month ending November 30, 2023.

INVESTMENT SUMMARY

\$ Millions				
Asset Class	Beginning Book Value 11/1/2023	Purchases & Deposits	Redemptions & Withdrawals	Ending Book Value 11/30/2023
CAMP Pool	51.86	0.24	-	52.10
LAIF Pool	1.01	-	-	1.01
Investments				
Total	\$ 52.87	\$ 0.24	\$ -	\$ 53.11
Cash	4.43	0.78	(0.77)	4.44
Total	\$ 57.30	\$ 1.02	\$ (0.77)	\$ 57.55

This investment portfolio complies with the provisions of California Government Code Section 53601 and the City of Palm Desert investment policy. Barring unforeseen events, it has sufficient cash to fund Housing Authority operations for the next six months. All balances are bank balances.

DocuSigned by:

1/12/2024

Veronica Chavez, Finance Director



Account Statement - Transaction Summary

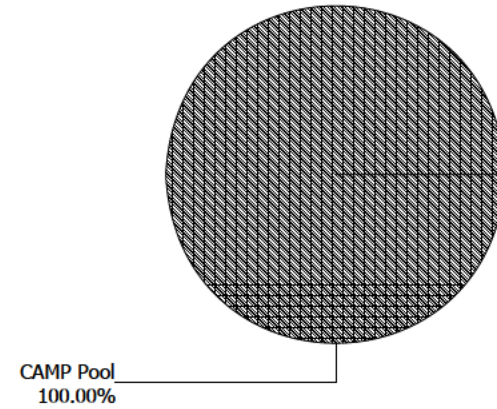
For the Month Ending **November 30, 2023**

CITY OF PALM DESERT - PALM DESERT HOUSING AUTHORITY - [REDACTED]

CAMP Pool	
Opening Market Value	51,858,108.15
Purchases	237,859.85
Redemptions	0.00
Unsettled Trades	0.00
Change in Value	0.00
Closing Market Value	\$52,095,968.00
Cash Dividends and Income	237,859.85

Asset Summary		
	November 30, 2023	October 31, 2023
CAMP Pool	52,095,968.00	51,858,108.15
Total	\$52,095,968.00	\$51,858,108.15

Asset Allocation





Account Statement

For the Month Ending **November 30, 2023**

CITY OF PALM DESERT - PALM DESERT HOUSING AUTHORITY - [REDACTED]

Trade Date	Settlement Date	Transaction Description	Share or Unit Price	Dollar Amount of Transaction	Total Shares Owned
CAMP Pool					
Opening Balance					51,858,108.15
11/30/23	12/01/23	Accrual Income Div Reinvestment - Distributions	1.00	237,859.85	52,095,968.00
Closing Balance					52,095,968.00

	Month of November	Fiscal YTD January-November
Opening Balance	51,858,108.15	49,689,260.13
Purchases	237,859.85	2,406,707.87
Redemptions (Excl. Checks)	0.00	0.00
Check Disbursements	0.00	0.00
Closing Balance	52,095,968.00	52,095,968.00
Cash Dividends and Income	237,859.85	2,406,707.87

Closing Balance	52,095,968.00
Average Monthly Balance	51,866,036.81
Monthly Distribution Yield	5.58%

California State Treasurer *Fiona Ma, CPA*



Local Agency Investment Fund
P.O. Box 942809
Sacramento, CA 94209 0001
(916) 653-3001

December 04, 2023

[LAIF Home](#)
[PMIA Average Monthly Yields](#)

PALM DESERT HOUSING AUTHORITY

CITY TREASURER
73 510 FRED WARING DRIVE
PALM DESERT, CA 92260-2578

[Tran Type Definitions](#)

Account Number: XXXXXXXXXX

November 2023 Statement

Account Summary

Total Deposit:	0.00	Beginning Balance:	1,007,017.89
Total Withdrawal:	0.00	Ending Balance:	1,007,017.89



RDA Successor Agency Monthly Investment Summary Report

November 2023

CITY OF PALM DESERT

OVERVIEW


This report summarizes the RDA Successor Agency investment activities for the month ending November 30, 2023.

INVESTMENT SUMMARY

Asset Class	Beginning Book Value 11/1/2023	Purchases & Deposits	Redemptions & Withdrawals	Ending Book Value 11/30/2023
CAMP Pool	6,084.24	27.91	-	6,112.15
LAIF Pool	769.22	-	-	769.22
County Pool	346.75	-	-	346.75
Investments				
Total	\$ 7,200.21	\$ 27.91	\$ -	\$ 7,228.12
Trustee ^	15,777,345.70	1,836.53	-	15,779,182.23
Cash	2,901,229.32	426.45	(6,699.45)	2,894,956.32
Cash & Cash w/Fiscal Agentys				
Total	\$ 18,678,575.02	\$ 2,262.98	\$ (6,699.45)	\$ 18,674,138.55
Total	\$ 18,685,775.23	\$ 2,290.89	\$ (6,699.45)	\$ 18,681,366.67

[^] = Restricted funds based upon bond indenture terms.

This investment portfolio is in compliance with the provisions of California Government Code Section 53601 and the City of Palm Desert investment policy. Pursuant to ABX126, the availability of cash to fund the Palm Desert RDA Successor Agency's debt service is dependent upon the County of Riverside and the State of California. All balances are bank balances.

DocuSigned by:

 Veronica Chavez, Finance Director

1/12/2024



Account Statement - Transaction Summary

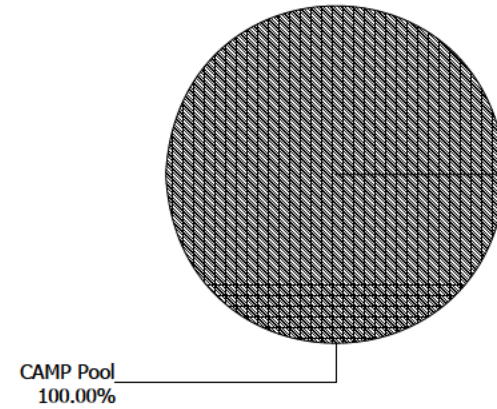
For the Month Ending **November 30, 2023**

CITY OF PALM DESERT - RDA SUCCESSOR AGENCY -- PALM DESERT - [REDACTED]

CAMP Pool	
Opening Market Value	6,084.24
Purchases	27.91
Redemptions	0.00
Unsettled Trades	0.00
Change in Value	0.00
Closing Market Value	\$6,112.15
Cash Dividends and Income	27.91

Asset Summary		
	November 30, 2023	October 31, 2023
CAMP Pool	6,112.15	6,084.24
Total	\$6,112.15	\$6,084.24

Asset Allocation





Account Statement

For the Month Ending **November 30, 2023**

CITY OF PALM DESERT - RDA SUCCESSOR AGENCY -- PALM DESERT - [REDACTED]

Trade Date	Settlement Date	Transaction Description	Share or Unit Price	Dollar Amount of Transaction	Total Shares Owned
CAMP Pool					
Opening Balance					6,084.24
11/30/23	12/01/23	Accrual Income Div Reinvestment - Distributions	1.00	27.91	6,112.15
Closing Balance					6,112.15

	Month of November	Fiscal YTD January-November
Opening Balance	6,084.24	5,829.79
Purchases	27.91	282.36
Redemptions (Excl. Checks)	0.00	0.00
Check Disbursements	0.00	0.00
Closing Balance	6,112.15	6,112.15
Cash Dividends and Income	27.91	282.36

Closing Balance	6,112.15
Average Monthly Balance	6,085.17
Monthly Distribution Yield	5.58%

California State Treasurer *Fiona Ma, CPA*



Local Agency Investment Fund
P.O. Box 942809
Sacramento, CA 94209 0001
(916) 653-3001

December 04, 2023

[LAIF Home](#)
[PMIA Average Monthly Yields](#)

S/A TO THE PALM DESERT REDEVELOPMENT
AGENCY
FINANCE DIRECTOR
73 510 FRED WARING DRIVE
PALM DESERT, CA 92260-2578

[Tran Type Definitions](#)

Account Number: XXXXXXXXXX

November 2023 Statement

Account Summary

Total Deposit:	0.00	Beginning Balance:	769.22
Total Withdrawal:	0.00	Ending Balance:	769.22

Fund Summary Report

Parameters: Query: Fund Summary

Bank: oneof

Account Number: oneof [REDACTED]

Counterparty: equalto

Run Date: 07-Dec-2023 02:42:05 PM

User: Susan

From : 01-Nov-2023

To : 30-Nov-2023

As at : 07-Dec-2023

Balance Calculation Based On: Value Date

Account Number	Account Name	Balance Forward	Total Receipts	Total Payments	Total
[REDACTED]	[REDACTED]	[REDACTED]	[REDACTED]	[REDACTED]	[REDACTED]
[REDACTED]	RDA Successor Agcy Palm Desert	\$346.75	\$0.00	\$0.00	\$346.75



Monthly Investment Summary Report

December 2023

CITY OF PALM DESERT

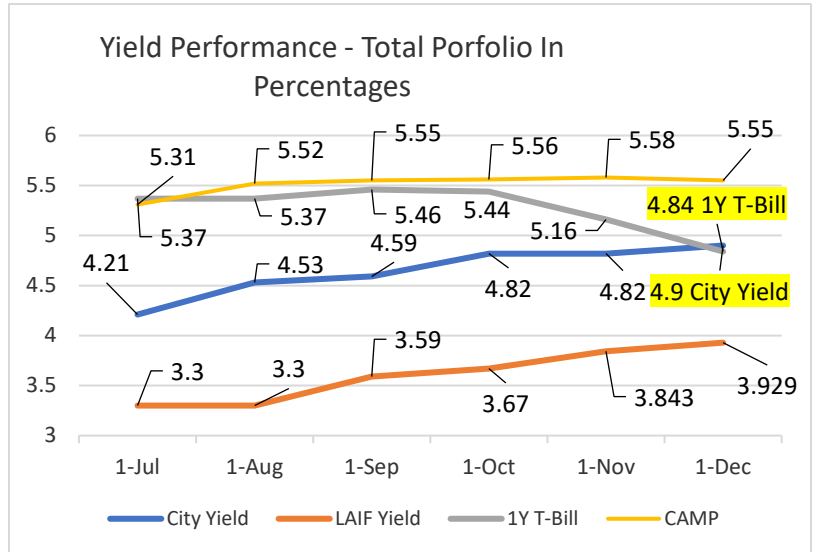
OVERVIEW

This report summarizes the City's investment activities and Staff analysis for the month ending December 31, 2023.

YIELD PERFORMANCE

The City's current yield is performing better than our current benchmark of LAIF. In relation to the 1Y T-Bill, which fell by .32% over the prior month, causing the

City to have a slightly better performance by .06%.



ACTIVITY

The City's investment portfolio is summarized here. Investment transactions were executed in accordance with the California State Government Code, the City's Investment Policy, and all bond indentures.

Key Highlights:


- 6 million was purchased with CAMP
- 5 million in Agencies matured and reinvested in US Treasury

INVESTMENT SUMMARY

\$ Millions					
Asset Class	Beginning Book Value 12/1/2023	Purchases & Deposits	Redemptions & Withdrawals	Ending Book Value 12/31/2023	% of Portfolio
Agencies	\$ 20.97	\$ -	\$ (5.00)	\$ 15.97	6.7%
Corporates	24.99	-	-	24.99	10.5%
US Treasury	11.86	5.13	-	16.99	7.1%
CAMP Pool	169.22	6.81	-	176.04	74.1%
LAIF Pool	0.91	-	-	0.91	0.4%
County Pool	2.72	0.02	-	2.75	1.2%
Investments					
Total	\$ 230.68	\$ 11.96	\$ (5.00)	\$ 237.64	100%
Custodian ^	65.54	-	-	65.54	
Trustee ^	2.95	-	-	2.95	
Cash	11.20	21.81	(31.15)	1.86	
Cash & Cash w/Fiscal Agentys					
Total	\$ 79.69	\$ 21.81	\$ (31.15)	\$ 70.35	
Total	\$ 310.37	\$ 33.77	\$ (36.15)	\$ 307.99	

^ = Restricted funds based upon bond indenture terms.

CAMP is continuing to outperform LAIF, which is why the additional 6 million was purchased from CAMP. Staff noted that CAMP has yield lost .03%, as indicated by the above chart, and will continue to monitor.



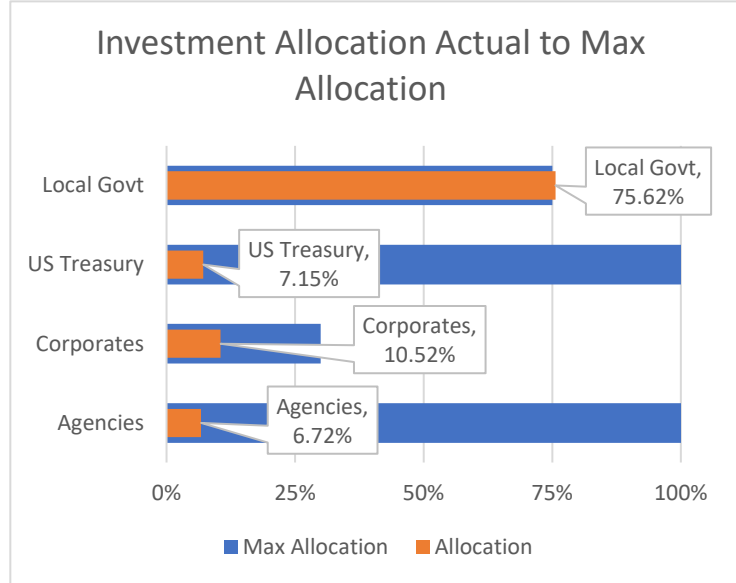
Monthly Investment Summary Report

December 2023

CITY OF PALM DESERT

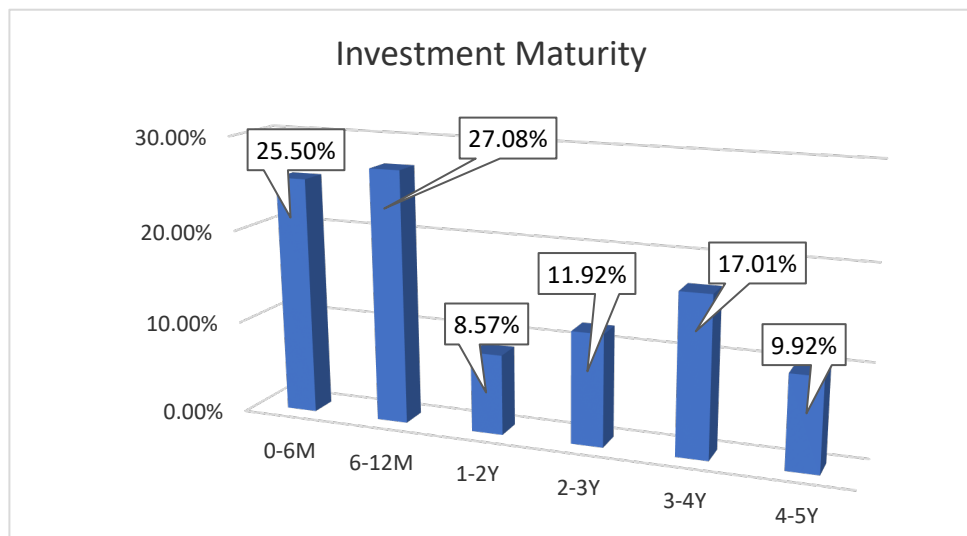
CURRENT ASSET ALLOCATION


Earnings in Q4 were higher than anticipated, causing a .62% excess in permitted deposits with Local Governments. Assets have been reallocated to bring it back in line with the policy.



MANAGED PORTFOLIO MATURITIES

Compared to November's Investment Maturity Chart the ladder for the managed portfolio is beginning to be spread out with 38.85% of investments scheduled to mature in 2-5 years





Monthly Investment Summary Report

December 2023

CITY OF PALM DESERT

MONTHLY MARKET VALUE CHANGES

For the month of December shows an overall increase of 1.115% compared to the prior month.

Market Values	November	December	\$ Change	
Federal Agency	20,508,484.00	17,386,214.86	(3,122,269.14)	*
Corporate Note	24,435,892.00	24,601,929.00	166,037.00	
US Treasury	12,000,210.90	15,591,367.00	3,591,156.10	*
Total	56,944,586.90	57,579,510.86	634,923.96	1.115%

* The high dollar changes between investment types are related to PFM better diversifying our portfolio, in line with our current portfolio, to take better advantage of high available yields.

This investment portfolio is in compliance with the provisions of California Government Code Section 53601 and the City of Palm Desert investment policy. Barring unforeseen events, it has sufficient cash to fund city expenditures for the next six months. US Bank Custody Services has provided market value prices for all corporate securities. All balances are bank balances. The "% of Portfolio" calculation on the Portfolio Summary page omits demand deposits.

DocuSigned by:

1/12/2024

Veronica Chavez, Finance Director



Managed Account Summary Statement

For the Month Ending **December 31, 2023**

CITY OF PALM DESERT - [REDACTED]

Transaction Summary - Managed Account

Opening Market Value	\$56,944,586.90
Maturities/Calls	(5,000,000.00)
Principal Dispositions	0.00
Principal Acquisitions	5,131,210.95
Unsettled Trades	0.00
Change in Current Value	503,713.01
Closing Market Value	\$57,579,510.86

Cash Transactions Summary - Managed Account

Maturities/Calls	5,012,500.00
Sale Proceeds	0.00
Coupon/Interest/Dividend Income	203,556.30
Principal Payments	0.00
Security Purchases	(5,157,154.21)
Net Cash Contribution	0.00
Reconciling Transactions	0.00

Earnings Reconciliation (Cash Basis) - Managed Account

Interest/Dividends/Coupons Received	216,056.30
Less Purchased Interest Related to Interest/Coupons	(25,943.26)
Plus Net Realized Gains/Losses	0.00
Total Cash Basis Earnings	\$190,113.04

Cash Balance

Closing Cash Balance **\$349,340.34**

Earnings Reconciliation (Accrual Basis)

	Total
Ending Amortized Value of Securities	58,028,140.36
Ending Accrued Interest	272,184.91
Plus Proceeds from Sales	0.00
Plus Proceeds of Maturities/Calls/Principal Payments	5,012,500.00
Plus Coupons/Dividends Received	203,556.30
Less Cost of New Purchases	(5,157,154.21)
Less Beginning Amortized Value of Securities	(57,869,708.92)
Less Beginning Accrued Interest	(345,974.29)
Total Accrual Basis Earnings	\$143,544.15



Portfolio Summary and Statistics

For the Month Ending **December 31, 2023**

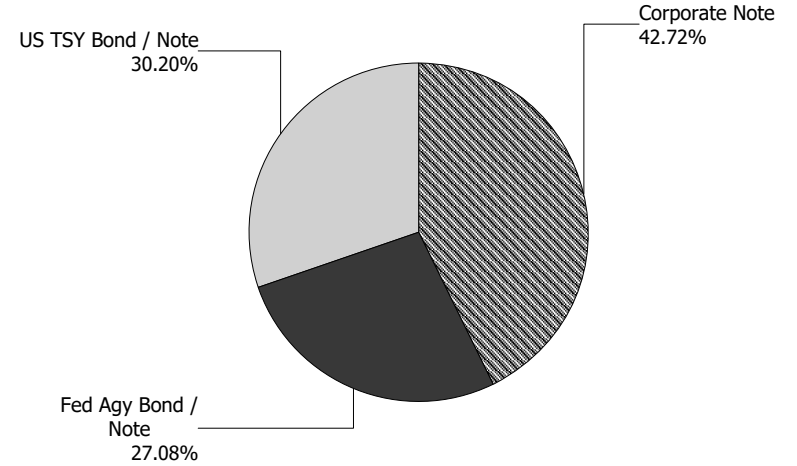
CITY OF PALM DESERT - [REDACTED]

Account Summary

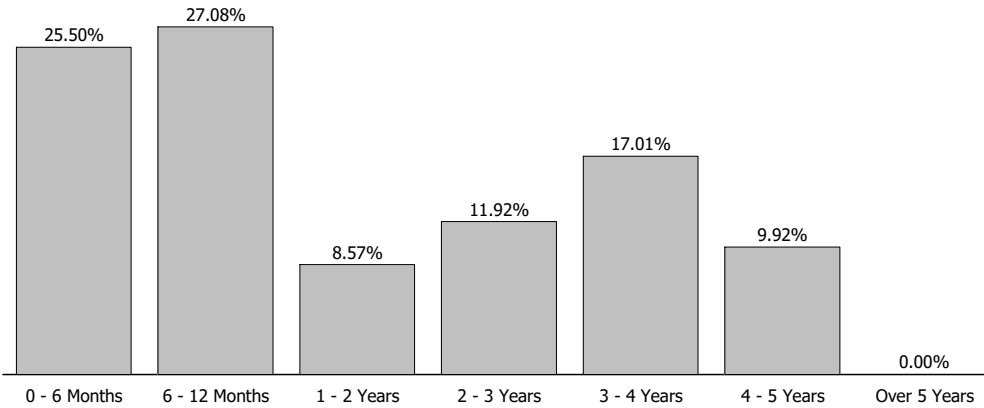
Description	Par Value	Market Value	Percent
U.S. Treasury Bond / Note	18,325,000.00	17,386,214.86	30.20
Federal Agency Bond / Note	16,000,000.00	15,591,367.00	27.08
Corporate Note	25,000,000.00	24,601,929.00	42.72
Managed Account Sub-Total	59,325,000.00	57,579,510.86	100.00%
Accrued Interest		272,184.91	
Total Portfolio	59,325,000.00	57,851,695.77	

Unsettled Trades **0.00** **0.00**

Sector Allocation



Maturity Distribution



Characteristics

Yield to Maturity at Cost	2.98%
Yield to Maturity at Market	5.00%
Weighted Average Days to Maturity	690



Managed Account Issuer Summary

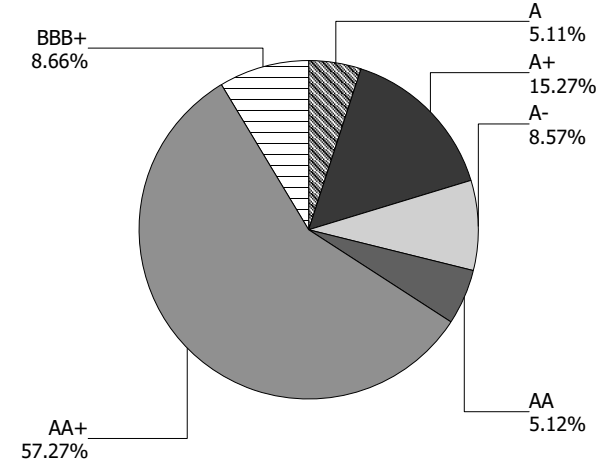
For the Month Ending **December 31, 2023**

CITY OF PALM DESERT - [REDACTED]

Issuer Summary

Issuer	Market Value of Holdings	Percent
AMAZON.COM INC	2,947,026.00	5.12
CATERPILLAR INC	2,942,757.00	5.11
FEDERAL FARM CREDIT BANKS	4,785,150.00	8.31
FEDERAL HOME LOAN BANKS	5,813,112.00	10.10
FREDDIE MAC	4,993,105.00	8.67
GOLDMAN SACHS GROUP INC	4,988,055.00	8.66
MORGAN STANLEY	4,932,180.00	8.57
TOYOTA MOTOR CORP	8,791,911.00	15.27
UNITED STATES TREASURY	17,386,214.86	30.19
Total	\$57,579,510.86	100.00%

Credit Quality (S&P Ratings)





Managed Account Detail of Securities Held

For the Month Ending **December 31, 2023**

CITY OF PALM DESERT - [REDACTED]

Security Type/Description Dated Date/Coupon/Maturity	CUSIP	Par	S&P Rating	Moody's Rating	Trade Date	Settle Date	Original Cost	YTM at Cost	Accrued Interest	Amortized Cost	Market Value
U.S. Treasury Bond / Note											
US TREASURY NOTES DTD 06/15/2023 4.125% 06/15/2026	91282CHH7	1,000,000.00	AA+	Aaa	10/17/23	10/20/23	977,929.69	5.02	1,915.98	979,592.37	1,000,000.00
US TREASURY NOTES DTD 07/15/2023 4.500% 07/15/2026	91282CHM6	1,000,000.00	AA+	Aaa	10/13/23	10/16/23	990,937.50	4.85	20,788.04	991,633.23	1,009,687.50
US TREASURY NOTES DTD 08/15/2023 4.375% 08/15/2026	91282CHU8	1,000,000.00	AA+	Aaa	10/11/23	10/12/23	989,140.63	4.79	16,525.14	989,988.04	1,007,187.50
US TREASURY NOTES DTD 09/15/2023 4.625% 09/15/2026	91282CHY0	1,250,000.00	AA+	Aaa	12/07/23	12/08/23	1,259,228.52	4.34	17,153.16	1,259,021.30	1,267,578.13
US TREASURY NOTES DTD 10/31/2019 1.625% 10/31/2026	912828YQ7	1,400,000.00	AA+	Aaa	11/22/23	11/24/23	1,286,742.19	4.60	3,875.00	1,290,756.93	1,310,750.00
US TREASURY N/B NOTES DTD 11/15/2023 4.625% 11/15/2026	91282CJK8	1,250,000.00	AA+	Aaa	12/07/23	12/08/23	1,260,302.73	4.32	7,464.80	1,260,085.34	1,270,117.25
US TREASURY NOTES DTD 04/30/2022 2.750% 04/30/2027	91282CEN7	1,050,000.00	AA+	Aaa	10/17/23	10/20/23	976,705.08	4.93	4,918.27	980,859.22	1,010,296.88
US TREASURY NOTES DTD 07/31/2022 2.750% 07/31/2027	91282CFB2	1,075,000.00	AA+	Aaa	10/11/23	10/12/23	1,003,067.38	4.69	12,371.26	1,007,265.18	1,032,167.92
US TREASURY NOTES DTD 09/30/2020 0.375% 09/30/2027	91282CAL5	1,000,000.00	AA+	Aaa	11/22/23	11/24/23	855,703.13	4.50	952.87	859,603.05	877,187.50
US TREASURY NOTES DTD 10/31/2022 4.125% 10/31/2027	91282CFU0	1,000,000.00	AA+	Aaa	10/13/23	10/16/23	978,320.31	4.72	7,026.10	979,451.30	1,006,718.80
US TREASURY NOTES DTD 11/30/2020 0.625% 11/30/2027	91282CAY7	1,000,000.00	AA+	Aaa	11/22/23	11/24/23	859,648.44	4.48	546.45	863,284.00	881,718.80
US TREASURY NOTES DTD 04/30/2021 1.250% 04/30/2028	91282CBZ3	1,150,000.00	AA+	Aaa	10/13/23	10/16/23	990,167.97	4.68	2,448.49	997,590.81	1,029,968.75
US TREASURY NOTES DTD 05/31/2021 1.250% 05/31/2028	91282CCE9	1,150,000.00	AA+	Aaa	10/11/23	10/12/23	989,224.61	4.64	1,256.83	996,916.76	1,027,992.13
US TREASURY NOTES DTD 06/30/2023 4.000% 06/30/2028	91282CHK0	1,000,000.00	AA+	Aaa	10/17/23	10/20/23	964,609.38	4.85	109.89	966,115.80	1,005,156.20



Managed Account Detail of Securities Held

For the Month Ending **December 31, 2023**

CITY OF PALM DESERT - [REDACTED]

Security Type/Description Dated Date/Coupon/Maturity	CUSIP	Par	S&P Rating	Moody's Rating	Trade Date	Settle Date	Original Cost	YTM at Cost	Accrued Interest	Amortized Cost	Market Value
U.S. Treasury Bond / Note											
US TREASURY NOTES DTD 07/31/2021 1.000% 07/31/2028	91282CCR0	1,000,000.00	AA+	Aaa	12/07/23	12/08/23	867,265.63	4.17	4,184.78	869,142.84	879,843.80
US TREASURY NOTES DTD 08/31/2021 1.125% 08/31/2028	91282CCV1	1,000,000.00	AA+	Aaa	12/07/23	12/08/23	870,546.88	4.17	3,801.51	872,344.84	883,281.20
US TREASURY NOTES DTD 09/30/2021 1.250% 09/30/2028	91282CCY5	1,000,000.00	AA+	Aaa	12/07/23	12/08/23	873,867.19	4.17	3,176.23	875,589.14	886,562.50
Security Type Sub-Total		18,325,000.00					16,993,407.26	4.59	108,514.80	17,039,240.15	17,386,214.86
Federal Agency Bond / Note											
FEDERAL HOME LOAN BANK NOTES DTD 07/29/2021 0.400% 07/29/2024	3130AN7K0	3,000,000.00	AA+	Aaa	07/09/21	07/09/21	3,000,000.00	0.40	5,066.67	3,000,000.00	2,919,450.00
FEDERAL HOME LOAN BANK NOTES (CALLABLE) DTD 07/28/2021 0.500% 10/28/2024	3130ANAC4	3,000,000.00	AA+	Aaa	07/27/21	07/27/21	2,999,550.00	0.50	6,375.00	2,999,886.08	2,893,662.00
FEDERAL FARM CREDIT BANK NOTES (CALLABLE) DTD 12/23/2020 0.320% 12/23/2024	3133EMLP5	5,000,000.00	AA+	Aaa	09/10/21	09/10/21	4,967,500.00	0.52	355.56	4,990,331.25	4,785,150.00
FREDDIE MAC NOTES (CALLABLE) DTD 12/30/2022 5.250% 12/30/2024	3134GYAB8	5,000,000.00	AA+	Aaa	12/12/22	12/12/22	5,000,000.00	5.25	729.17	5,000,000.00	4,993,105.00
Security Type Sub-Total		16,000,000.00					15,967,050.00	2.01	12,526.40	15,990,217.33	15,591,367.00
Corporate Note											
AMAZON.COM INC CORPORATE NOTES DTD 05/12/2021 0.450% 05/12/2024	023135BW5	3,000,000.00	AA	A1	07/15/21	07/15/21	3,000,000.00	0.45	1,837.50	3,000,000.00	2,947,026.00
CATERPILLAR FINL SERVICE CORPORATE NOTES DTD 05/17/2021 0.450% 05/17/2024	14913R2L0	3,000,000.00	A	A2	10/06/21	10/06/21	2,996,100.00	0.50	1,650.00	2,999,439.94	2,942,757.00



Managed Account Detail of Securities Held

For the Month Ending **December 31, 2023**

CITY OF PALM DESERT - [REDACTED]

Security Type/Description Dated Date/Coupon/Maturity	CUSIP	Par	S&P Rating	Moody's Rating	Trade Date	Settle Date	Original Cost	YTM at Cost	Accrued Interest	Amortized Cost	Market Value
Corporate Note											
TOYOTA MOTOR CREDIT CORP CORPORATE NOTES DTD 06/18/2021 0.500% 06/18/2024	89236TJH9	3,000,000.00	A+	A1	06/15/21	06/15/21	3,000,000.00	0.50	541.67	3,000,000.00	2,930,637.00
TOYOTA MOTOR CREDIT CORP CORPORATE NOTES DTD 06/18/2021 0.500% 06/18/2024	89236TJH9	3,000,000.00	A+	A1	07/06/21	07/06/21	2,997,360.00	0.53	541.67	2,999,586.12	2,930,637.00
TOYOTA MOTOR CREDIT CORP CORPORATE NOTES DTD 06/18/2021 0.500% 06/18/2024	89236TJH9	3,000,000.00	A+	A1	09/10/21	09/10/21	2,997,945.00	0.52	541.67	2,999,656.82	2,930,637.00
MORGAN STANLEY CORP NOTES DTD 07/23/2015 4.000% 07/23/2025	6174468C6	5,000,000.00	A-	A1	08/30/22	08/30/22	5,000,000.00	4.00	87,777.78	5,000,000.00	4,932,180.00
GOLDMAN SACHS CORP NOTES (CALLABLE) DTD 10/31/2022 6.750% 10/29/2027	38150APM1	5,000,000.00	BBB+	A2	10/27/22	10/27/22	5,000,000.00	6.75	58,253.42	5,000,000.00	4,988,055.00
Security Type Sub-Total		25,000,000.00					24,991,405.00	2.47	151,143.71	24,998,682.88	24,601,929.00
Managed Account Sub-Total		59,325,000.00					57,951,862.26	2.98	272,184.91	58,028,140.36	57,579,510.86
Securities Sub-Total		\$59,325,000.00					\$57,951,862.26	2.98%	\$272,184.91	\$58,028,140.36	\$57,579,510.86
Accrued Interest											\$272,184.91
Total Investments											\$57,851,695.77



Managed Account Fair Market Value & Analytics

For the Month Ending **December 31, 2023**

CITY OF PALM DESERT - [REDACTED]

Security Type/Description Dated Date/Coupon/Maturity	CUSIP	Par	Broker	Next Call Date	Market Price	Market Value	Unreal G/L On Cost	Unreal G/L Amort Cost	Effective Duration	YTM at Mkt
U.S. Treasury Bond / Note										
US TREASURY NOTES DTD 06/15/2023 4.125% 06/15/2026	91282CHH7	1,000,000.00	STIFEL		100.00	1,000,000.00	22,070.31	20,407.63	2.36	4.12
US TREASURY NOTES DTD 07/15/2023 4.500% 07/15/2026	91282CHM6	1,000,000.00	JPM_CHA		100.97	1,009,687.50	18,750.00	18,054.27	2.39	4.09
US TREASURY NOTES DTD 08/15/2023 4.375% 08/15/2026	91282CHU8	1,000,000.00	JPM_CHA		100.72	1,007,187.50	18,046.87	17,199.46	2.47	4.08
US TREASURY NOTES DTD 09/15/2023 4.625% 09/15/2026	91282CHY0	1,250,000.00	JPM_CHA		101.41	1,267,578.13	8,349.61	8,556.83	2.55	4.07
US TREASURY NOTES DTD 10/31/2019 1.625% 10/31/2026	912828YO7	1,400,000.00	JPM_CHA		93.63	1,310,750.00	24,007.81	19,993.07	2.78	4.03
US TREASURY N/B NOTES DTD 11/15/2023 4.625% 11/15/2026	91282CJK8	1,250,000.00	JPM_CHA		101.61	1,270,117.25	9,814.52	10,031.91	2.71	4.03
US TREASURY NOTES DTD 04/30/2022 2.750% 04/30/2027	91282CEN7	1,050,000.00	WELLS_F		96.22	1,010,296.88	33,591.80	29,437.66	3.20	3.97
US TREASURY NOTES DTD 07/31/2022 2.750% 07/31/2027	91282CFB2	1,075,000.00	JPM_CHA		96.02	1,032,167.92	29,100.54	24,902.74	3.40	3.95
US TREASURY NOTES DTD 09/30/2020 0.375% 09/30/2027	91282CAL5	1,000,000.00	WELLS_F		87.72	877,187.50	21,484.37	17,584.45	3.73	3.93
US TREASURY NOTES DTD 10/31/2022 4.125% 10/31/2027	91282CFU0	1,000,000.00	JPM_CHA		100.67	1,006,718.80	28,398.49	27,267.50	3.57	3.93
US TREASURY NOTES DTD 11/30/2020 0.625% 11/30/2027	91282CAY7	1,000,000.00	WELLS_F		88.17	881,718.80	22,070.36	18,434.80	3.87	3.91
US TREASURY NOTES DTD 04/30/2021 1.250% 04/30/2028	91282CBZ3	1,150,000.00	JPM_CHA		89.56	1,029,968.75	39,800.78	32,377.94	4.22	3.89
US TREASURY NOTES DTD 05/31/2021 1.250% 05/31/2028	91282CCE9	1,150,000.00	JPM_CHA		89.39	1,027,992.13	38,767.52	31,075.37	4.30	3.89
US TREASURY NOTES DTD 06/30/2023 4.000% 06/30/2028	91282CHK0	1,000,000.00	JPM_CHA		100.52	1,005,156.20	40,546.82	39,040.40	4.09	3.87
US TREASURY NOTES DTD 07/31/2021 1.000% 07/31/2028	91282CCR0	1,000,000.00	JPM_CHA		87.98	879,843.80	12,578.17	10,700.96	4.47	3.89
US TREASURY NOTES DTD 08/31/2021 1.125% 08/31/2028	91282CCV1	1,000,000.00	JPM_CHA		88.33	883,281.20	12,734.32	10,936.36	4.54	3.88
US TREASURY NOTES DTD 09/30/2021 1.250% 09/30/2028	91282CCY5	1,000,000.00	JPM_CHA		88.66	886,562.50	12,695.31	10,973.36	4.60	3.89



Managed Account Fair Market Value & Analytics

For the Month Ending **December 31, 2023**

CITY OF PALM DESERT - [REDACTED]

Security Type/Description Dated Date/Coupon/Maturity	CUSIP	Par	Broker	Next Call Date	Market Price	Market Value	Unreal G/L On Cost	Unreal G/L Amort Cost	Effective Duration	YTM at Mkt
Security Type Sub-Total		18,325,000.00				17,386,214.86	392,807.60	346,974.71	3.42	3.97
Federal Agency Bond / Note										
FEDERAL HOME LOAN BANK NOTES DTD 07/29/2021 0.400% 07/29/2024	3130AN7K0	3,000,000.00	DIRECT		97.32	2,919,450.00	(80,550.00)	(80,550.00)	0.58	5.15
FEDERAL HOME LOAN BANK NOTES (CALLABLE) DTD 07/28/2021 0.500% 10/28/2024	3130ANAC4	3,000,000.00	DIRECT	01/28/24	96.46	2,893,662.00	(105,888.00)	(106,224.08)	0.10	4.92
FEDERAL FARM CREDIT BANK NOTES (CALLABLE) DTD 12/23/2020 0.320% 12/23/2024	3133EMLP5	5,000,000.00	DIRECT		95.70	4,785,150.00	(182,350.00)	(205,181.25)	0.98	4.86
FREDDIE MAC NOTES (CALLABLE) DTD 12/30/2022 5.250% 12/30/2024	3134GYAB8	5,000,000.00	DIRECT	03/30/24	99.86	4,993,105.00	(6,895.00)	(6,895.00)	0.00	5.39
Security Type Sub-Total		16,000,000.00				15,591,367.00	(375,683.00)	(398,850.33)	0.43	5.10
Corporate Note										
AMAZON.COM INC CORPORATE NOTES DTD 05/12/2021 0.450% 05/12/2024	023135BW5	3,000,000.00	DIRECT		98.23	2,947,026.00	(52,974.00)	(52,974.00)	0.37	5.36
CATERPILLAR FINL SERVICE CORPORATE NOTES DTD 05/17/2021 0.450% 05/17/2024	14913R2L0	3,000,000.00	DIRECT		98.09	2,942,757.00	(53,343.00)	(56,682.94)	0.39	5.57
TOYOTA MOTOR CREDIT CORP CORPORATE NOTES DTD 06/18/2021 0.500% 06/18/2024	89236TJH9	3,000,000.00	DIRECT		97.69	2,930,637.00	(69,363.00)	(69,363.00)	0.47	5.58
TOYOTA MOTOR CREDIT CORP CORPORATE NOTES DTD 06/18/2021 0.500% 06/18/2024	89236TJH9	3,000,000.00	DIRECT		97.69	2,930,637.00	(66,723.00)	(68,949.12)	0.47	5.58
TOYOTA MOTOR CREDIT CORP CORPORATE NOTES DTD 06/18/2021 0.500% 06/18/2024	89236TJH9	3,000,000.00	DIRECT		97.69	2,930,637.00	(67,308.00)	(69,019.82)	0.47	5.58
MORGAN STANLEY CORP NOTES DTD 07/23/2015 4.000% 07/23/2025	6174468C6	5,000,000.00	DIRECT		98.64	4,932,180.00	(67,820.00)	(67,820.00)	1.51	4.91
GOLDMAN SACHS CORP NOTES (CALLABLE) DTD 10/31/2022 6.750% 10/29/2027	38150APM1	5,000,000.00	DIRECT	01/31/24	99.76	4,988,055.00	(11,945.00)	(11,945.00)	0.09	6.82



Managed Account Fair Market Value & Analytics

For the Month Ending **December 31, 2023**

CITY OF PALM DESERT - [REDACTED]

Security Type/Description Dated Date/Coupon/Maturity	CUSIP	Par	Broker	Next Call Date	Market Price	Market Value	Unreal G/L On Cost	Unreal G/L Amort Cost	Effective Duration	YTM at Mkt
Security Type Sub-Total		25,000,000.00				24,601,929.00	(389,476.00)	(396,753.88)	0.58	5.67
Managed Account Sub-Total		59,325,000.00				57,579,510.86	(372,351.40)	(448,629.50)	1.40	5.00
Securities Sub-Total		\$59,325,000.00				\$57,579,510.86	(\$372,351.40)	(\$448,629.50)	1.40	5.00%
Accrued Interest						\$272,184.91				
Total Investments						\$57,851,695.77				



Managed Account Security Transactions & Interest

For the Month Ending **December 31, 2023**

CITY OF PALM DESERT - [REDACTED]

Transaction Type		Security Description	CUSIP	Par	Principal Proceeds	Accrued Interest	Total	Realized G/L Cost	Realized G/L Amort Cost	Sale Method
Trade	Settle									
BUY										
12/07/23	12/08/23	US TREASURY N/B NOTES DTD 11/15/2023 4.625% 11/15/2026	91282CJK8	1,250,000.00	(1,260,302.73)	(3,652.99)	(1,263,955.72)			
12/07/23	12/08/23	US TREASURY NOTES DTD 09/15/2023 4.625% 09/15/2026	91282CHY0	1,250,000.00	(1,259,228.52)	(13,341.35)	(1,272,569.87)			
12/07/23	12/08/23	US TREASURY NOTES DTD 07/31/2021 1.000% 07/31/2028	91282CCR0	1,000,000.00	(867,265.63)	(3,532.61)	(870,798.24)			
12/07/23	12/08/23	US TREASURY NOTES DTD 08/31/2021 1.125% 08/31/2028	91282CCV1	1,000,000.00	(870,546.88)	(3,059.75)	(873,606.63)			
12/07/23	12/08/23	US TREASURY NOTES DTD 09/30/2021 1.250% 09/30/2028	91282CCY5	1,000,000.00	(873,867.19)	(2,356.56)	(876,223.75)			
Transaction Type Sub-Total				5,500,000.00	(5,131,210.95)	(25,943.26)	(5,157,154.21)			
INTEREST										
12/01/23	12/01/23	MONEY MARKET FUND	MONEY0002	0.00	0.00	1,181.30	1,181.30			
12/15/23	12/15/23	US TREASURY NOTES DTD 06/15/2023 4.125% 06/15/2026	91282CHH7	1,000,000.00	0.00	20,625.00	20,625.00			
12/18/23	12/18/23	TOYOTA MOTOR CREDIT CORP CORPORATE NOTES DTD 06/18/2021 0.500% 06/18/2024	89236TJH9	9,000,000.00	0.00	22,500.00	22,500.00			
12/23/23	12/23/23	FEDERAL FARM CREDIT BANK NOTES (CALLABLE DTD 12/23/2020 0.320% 12/23/2024	3133EMLP5	5,000,000.00	0.00	8,000.00	8,000.00			
12/30/23	12/30/23	FREDDIE MAC NOTES (CALLABLE) DTD 12/30/2022 5.250% 12/30/2024	3134GYAB8	5,000,000.00	0.00	131,250.00	131,250.00			
12/31/23	12/31/23	US TREASURY NOTES DTD 06/30/2023 4.000% 06/30/2028	91282CHK0	1,000,000.00	0.00	20,000.00	20,000.00			
Transaction Type Sub-Total				21,000,000.00	0.00	203,556.30	203,556.30			
MATURITY										
12/08/23	12/08/23	FEDERAL HOME LOAN BANK NOTES DTD 11/01/2021 0.500% 12/08/2023	3130APR72	5,000,000.00	5,000,000.00	12,500.00	5,012,500.00	0.00	0.00	
Transaction Type Sub-Total				5,000,000.00	5,000,000.00	12,500.00	5,012,500.00	0.00	0.00	



Managed Account Security Transactions & Interest

For the Month Ending **December 31, 2023**

CITY OF PALM DESERT - [REDACTED]

Transaction Type		Security Description	CUSIP	Par	Principal Proceeds	Accrued Interest	Total	Realized G/L Cost	Realized G/L Amort Cost	Sale Method
Trade	Settle									
Managed Account Sub-Total					(131,210.95)	190,113.04	58,902.09	0.00	0.00	
Total Security Transactions					(\$131,210.95)	\$190,113.04	\$58,902.09	\$0.00	\$0.00	



Account Statement - Transaction Summary

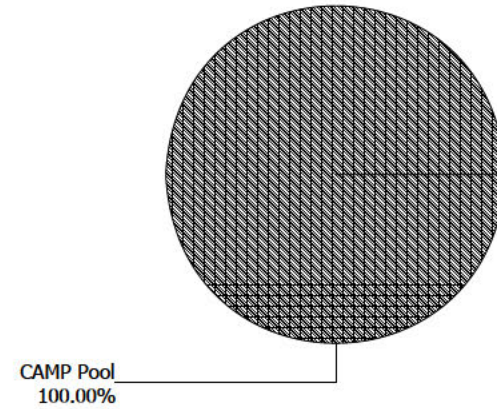
For the Month Ending **December 31, 2023**

CITY OF PALM DESERT - CITY OF PALM DESERT - [REDACTED]

CAMP Pool	
Opening Market Value	166,035,921.46
Purchases	6,795,732.09
Redemptions	0.00
Unsettled Trades	0.00
Change in Value	0.00
Closing Market Value	\$172,831,653.55
Cash Dividends and Income	795,732.09

Asset Summary	December 31, 2023	November 30, 2023
CAMP Pool	172,831,653.55	166,035,921.46
Total	\$172,831,653.55	\$166,035,921.46

Asset Allocation





Account Statement

For the Month Ending **December 31, 2023**

CITY OF PALM DESERT - CITY OF PALM DESERT - [REDACTED]

Trade Date	Settlement Date	Transaction Description	Share or Unit Price	Dollar Amount of Transaction	Total Shares Owned
CAMP Pool					
Opening Balance					166,035,921.46
12/18/23	12/18/23	Purchase - Incoming Wires	1.00	6,000,000.00	172,035,921.46
12/29/23	01/02/24	Accrual Income Div Reinvestment - Distributions	1.00	795,732.09	172,831,653.55
Closing Balance					172,831,653.55

	Month of December	Fiscal YTD January-December
Opening Balance	166,035,921.46	50,226,466.12
Purchases	6,795,732.09	134,840,187.43
Redemptions (Excl. Checks)	0.00	(12,235,000.00)
Check Disbursements	0.00	0.00
Closing Balance	172,831,653.55	172,831,653.55
Cash Dividends and Income	795,732.09	7,840,187.43

Closing Balance	172,831,653.55
Average Monthly Balance	168,822,605.21
Monthly Distribution Yield	5.55%



Account Statement - Transaction Summary

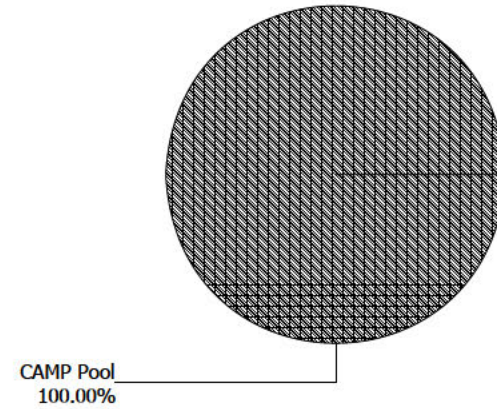
For the Month Ending **December 31, 2023**

CITY OF PALM DESERT - DESERT WILLOW GOLF RESORT - [REDACTED]

CAMP Pool	
Opening Market Value	3,189,010.39
Purchases	15,037.79
Redemptions	0.00
Unsettled Trades	0.00
Change in Value	0.00
Closing Market Value	\$3,204,048.18
Cash Dividends and Income	15,037.79

Asset Summary		
	December 31, 2023	November 30, 2023
CAMP Pool	3,204,048.18	3,189,010.39
Total	\$3,204,048.18	\$3,189,010.39

Asset Allocation





Account Statement

For the Month Ending **December 31, 2023**

CITY OF PALM DESERT - DESERT WILLOW GOLF RESORT - [REDACTED]

Trade Date	Settlement Date	Transaction Description	Share or Unit Price	Dollar Amount of Transaction	Total Shares Owned
CAMP Pool					
Opening Balance					3,189,010.39
12/29/23	01/02/24	Accrual Income Div Reinvestment - Distributions	1.00	15,037.79	3,204,048.18
Closing Balance					3,204,048.18

	Month of December	Fiscal YTD January-December
Opening Balance	3,189,010.39	2,268,786.14
Purchases	15,037.79	2,185,262.04
Redemptions (Excl. Checks)	0.00	(1,250,000.00)
Check Disbursements	0.00	0.00
Closing Balance	3,204,048.18	3,204,048.18
Cash Dividends and Income	15,037.79	185,262.04

Closing Balance	3,204,048.18
Average Monthly Balance	3,190,465.66
Monthly Distribution Yield	5.55%

California State Treasurer
Fiona Ma, CPA



Local Agency Investment Fund
P.O. Box 942809
Sacramento, CA 94209-0001
(916) 653-3001

January 04, 2024

[LAIF Home](#)
[PMIA Average Monthly Yields](#)

CITY OF PALM DESERT

CITY TREASURER
73-510 FRED WARING DRIVE
PALM DESERT, CA 92260-2578

[Tran Type Definitions](#)

Account Number: XXXXXXXXXX

December 2023 Statement

Account Summary

Total Deposit:	0.00	Beginning Balance:	911,067.51
Total Withdrawal:	0.00	Ending Balance:	911,067.51

Fund Summary Report

Parameters: Query: Fund Summary

Bank: oneof

Account Number: oneof [REDACTED]

Counterparty: equalto

Run Date: 05-Jan-2024 08:41:41 AM

User: Susan

From : 01-Dec-2023

To : 31-Dec-2023

As at : 05-Jan-2024

Balance Calculation Based On: Value Date

Account Number	Account Name	Balance Forward	Total Receipts	Total Payments	Total
[REDACTED]	City Of Palm Desert	\$2,722,329.42	\$23,178.71	\$0.00	\$2,745,508.13
[REDACTED]	[REDACTED]	[REDACTED]	[REDACTED]	[REDACTED]	[REDACTED]

Grand Total: \$2,722,676.17 \$23,181.66 \$0.00 \$2,745,857.83



Palm Desert Housing Authority Monthly Investment Summary Report

December 2023

CITY OF PALM DESERT


OVERVIEW

This report summarizes the Palm Desert Housing Authority investment activities for the month ending December 31, 2023.

INVESTMENT SUMMARY

\$ Millions				
Asset Class	Beginning Book Value 12/1/2023	Purchases & Deposits	Redemptions & Withdrawals	Ending Book Value 12/31/2023
CAMP Pool	52.10	3.26	-	55.35
LAIF Pool	1.01	-	-	1.01
Investments				
Total	\$ 53.11	\$ 3.26	\$ -	\$ 56.36
Cash	4.44	0.76	(3.72)	1.48
Total	\$ 57.55	\$ 4.02	\$ (3.72)	\$ 57.84

This investment portfolio complies with the provisions of California Government Code Section 53601 and the City of Palm Desert investment policy. Barring unforeseen events, it has sufficient cash to fund Housing Authority operations for the next six months. All balances are bank balances.

DocuSigned by:

 BE46FAF325A44A2
 Veronica Chavez, Finance Director

1/12/2024



Account Statement - Transaction Summary

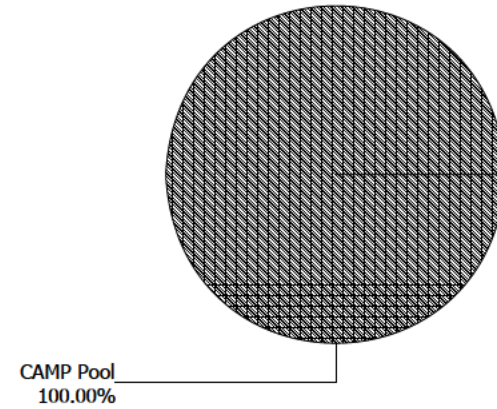
For the Month Ending **December 31, 2023**

CITY OF PALM DESERT - PALM DESERT HOUSING AUTHORITY - [REDACTED]

CAMP Pool	
Opening Market Value	52,095,968.00
Purchases	3,258,435.82
Redemptions	0.00
Unsettled Trades	0.00
Change in Value	0.00
Closing Market Value	\$55,354,403.82
Cash Dividends and Income	258,435.82

Asset Summary		
	December 31, 2023	November 30, 2023
CAMP Pool	55,354,403.82	52,095,968.00
Total	\$55,354,403.82	\$52,095,968.00

Asset Allocation	
CAMP Pool	100.00%





Account Statement

For the Month Ending **December 31, 2023**

CITY OF PALM DESERT - PALM DESERT HOUSING AUTHORITY - [REDACTED]

Trade Date	Settlement Date	Transaction Description	Share or Unit Price	Dollar Amount of Transaction	Total Shares Owned
CAMP Pool					
Opening Balance					52,095,968.00
12/04/23	12/04/23	Purchase - Incoming Wires	1.00	3,000,000.00	55,095,968.00
12/29/23	01/02/24	Accrual Income Div Reinvestment - Distributions	1.00	258,435.82	55,354,403.82
Closing Balance					55,354,403.82

	Month of December	Fiscal YTD January-December
Opening Balance	52,095,968.00	49,689,260.13
Purchases	3,258,435.82	5,665,143.69
Redemptions (Excl. Checks)	0.00	0.00
Check Disbursements	0.00	0.00
Closing Balance	55,354,403.82	55,354,403.82
Cash Dividends and Income	258,435.82	2,665,143.69

Closing Balance	55,354,403.82
Average Monthly Balance	54,830,655.34
Monthly Distribution Yield	5.55%

California State Treasurer
Fiona Ma, CPA



Local Agency Investment Fund
P.O. Box 942809
Sacramento, CA 94209-0001
(916) 653-3001

January 04, 2024

[LAIF Home](#)
[PMIA Average Monthly Yields](#)

PALM DESERT HOUSING AUTHORITY

CITY TREASURER
73-510 FRED WARING DRIVE
PALM DESERT, CA 92260-2578

[Tran Type Definitions](#)

Account Number: XXXXXXXXXX

December 2023 Statement

Account Summary

Total Deposit:	0.00	Beginning Balance:	1,007,017.89
Total Withdrawal:	0.00	Ending Balance:	1,007,017.89



RDA Successor Agency Monthly Investment Summary Report

December 2023

CITY OF PALM DESERT

OVERVIEW


*This report summarizes the RDA
Successor Agency investment activities
for the month ending December 31, 2023.*

INVESTMENT SUMMARY

Asset Class	Beginning Book Value 12/1/2023	Purchases & Deposits	Redemptions & Withdrawals	Ending Book Value 12/31/2023
CAMP Pool	6,112.15	28.82	-	6,140.97
LAIF Pool	769.22	-	-	769.22
County Pool	346.75	2.95	-	349.70
Investments				
Total	\$ 7,228.12	\$ 31.77	\$ -	\$ 7,259.89
Trustee ^	15,779,182.23	1,741.43	-	15,780,923.66
Cash	2,894,956.32	-	(35,753.70)	2,859,202.62
Cash & Cash w/Fiscal Agentys				
Total	\$ 18,674,138.55	\$ 1,741.43	\$ (35,753.70)	\$ 18,640,126.28
Total	\$ 18,681,366.67	\$ 1,773.20	\$ (35,753.70)	\$ 18,647,386.17

^ = Restricted funds based upon bond indenture terms.

This investment portfolio is in compliance with the provisions of California Government Code Section 53601 and the City of Palm Desert investment policy. Pursuant to ABX126, the availability of cash to fund the Palm Desert RDA Successor Agency's debt service is dependent upon the County of Riverside and the State of California. All balances are bank balances.

DocuSigned by:

 Veronica Chavez

Veronica Chavez, Finance Director

1/12/2024



Account Statement - Transaction Summary

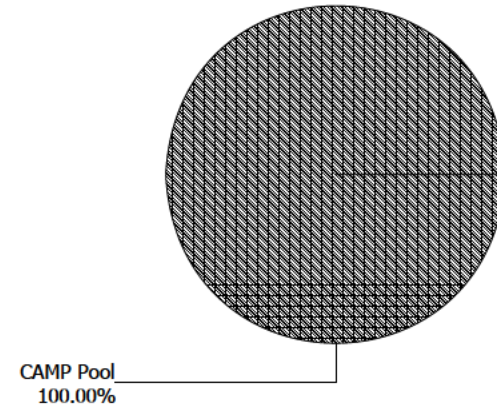
For the Month Ending **December 31, 2023**

CITY OF PALM DESERT - RDA SUCCESSOR AGENCY -- PALM DESERT - [REDACTED]

CAMP Pool	
Opening Market Value	6,112.15
Purchases	28.82
Redemptions	0.00
Unsettled Trades	0.00
Change in Value	0.00
Closing Market Value	\$6,140.97
Cash Dividends and Income	28.82

Asset Summary		
	December 31, 2023	November 30, 2023
CAMP Pool	6,140.97	6,112.15
Total	\$6,140.97	\$6,112.15

Asset Allocation





Account Statement

For the Month Ending **December 31, 2023**

CITY OF PALM DESERT - RDA SUCCESSOR AGENCY -- PALM DESERT - [REDACTED]

Trade Date	Settlement Date	Transaction Description	Share or Unit Price	Dollar Amount of Transaction	Total Shares Owned
CAMP Pool					
Opening Balance					6,112.15
12/29/23	01/02/24	Accrual Income Div Reinvestment - Distributions	1.00	28.82	6,140.97
Closing Balance					6,140.97

	Month of December	Fiscal YTD January-December
Opening Balance	6,112.15	5,829.79
Purchases	28.82	311.18
Redemptions (Excl. Checks)	0.00	0.00
Check Disbursements	0.00	0.00
Closing Balance	6,140.97	6,140.97
Cash Dividends and Income	28.82	311.18

Closing Balance	6,140.97
Average Monthly Balance	6,114.94
Monthly Distribution Yield	5.55%

California State Treasurer
Fiona Ma, CPA



Local Agency Investment Fund
P.O. Box 942809
Sacramento, CA 94209-0001
(916) 653-3001

January 04, 2024

[LAIF Home](#)
[PMIA Average Monthly Yields](#)

S/A TO THE PALM DESERT REDEVELOPMENT
AGENCY
FINANCE DIRECTOR
73-510 FRED WARING DRIVE
PALM DESERT, CA 92260-2578

[Tran Type Definitions](#)

Account Number: [REDACTED]

December 2023 Statement

Account Summary

Total Deposit:	0.00	Beginning Balance:	769.22
Total Withdrawal:	0.00	Ending Balance:	769.22

Fund Summary Report

Parameters: Query: Fund Summary

Bank: oneof

Account Number: oneof [REDACTED]

Counterparty: equalto

Run Date: 05-Jan-2024 08:41:41 AM

User: Susan

From : 01-Dec-2023

To : 31-Dec-2023

As at : 05-Jan-2024

Balance Calculation Based On: Value Date

Account Number	Account Name	Balance Forward	Total Receipts	Total Payments	Total
[REDACTED]	[REDACTED]	[REDACTED]	[REDACTED]	[REDACTED]	[REDACTED]
[REDACTED]	RDA Successor Agcy Palm Desert	\$346.75	\$2.95	\$0.00	\$349.70